



[Economic Data](#)

[Fast Facts Dashboard](#)

Oregon Employment Change Since Peak



(February 2020 to March 2021)

No data to display

Oregon Employment Percent Change Since Peak

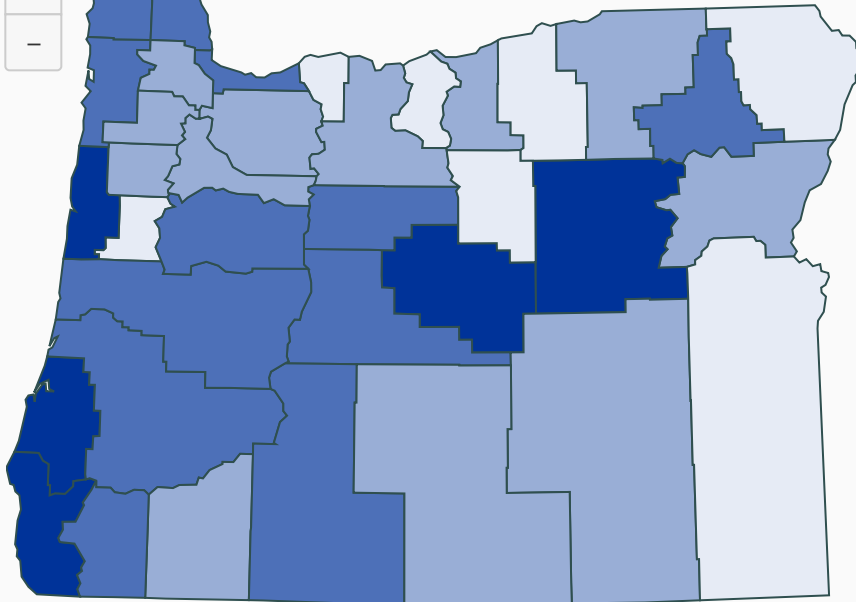


(February 2020 to March 2021)

No data to display

Oregon Employment Department, Current Employment Statist

Seasonally Adjusted Unemployment Rate, March 2021



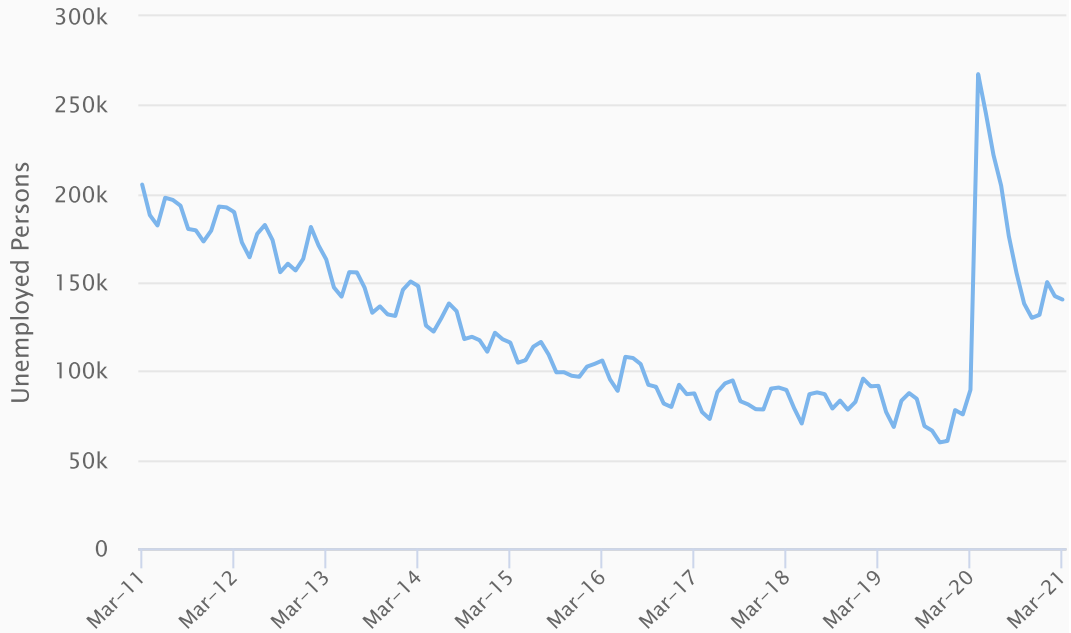
Unemployment Rates (%)

- 5.1 or less
- 5.2 - 6.1
- 6.2 - 7.1
- 7.2 - 8.1

Oregon Employment Department, Local Area Unemployment Statist

Unemployed Persons, Oregon Statewide

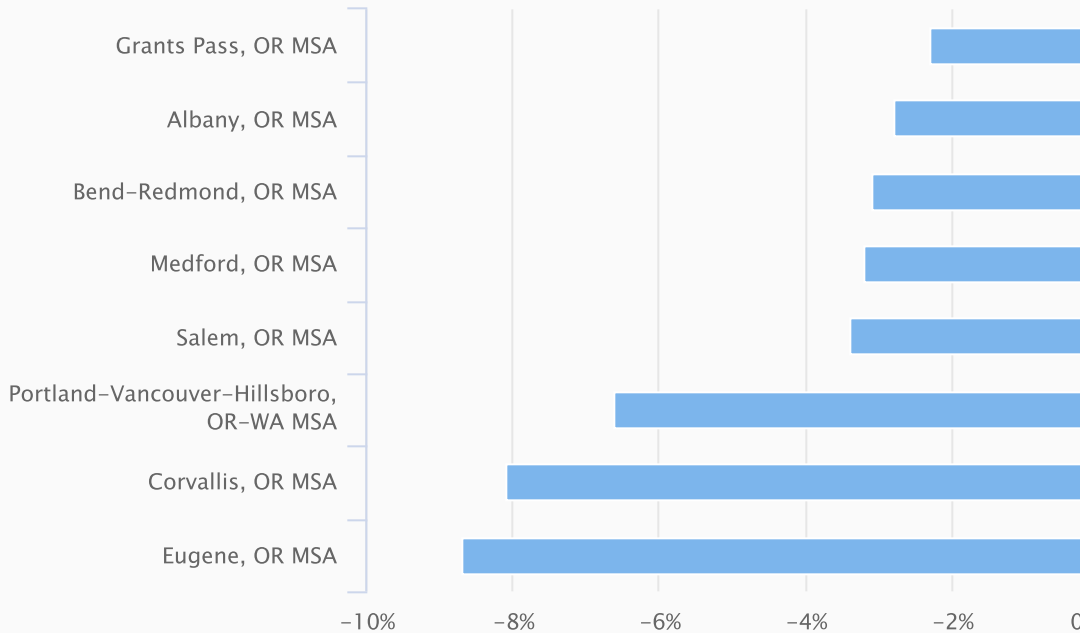
March 2011 to March 2021, Not Seasonally Adjusted



Oregon Employment Department, Local Area Unemployment Statist

Employment Change in Oregon's Metro Areas

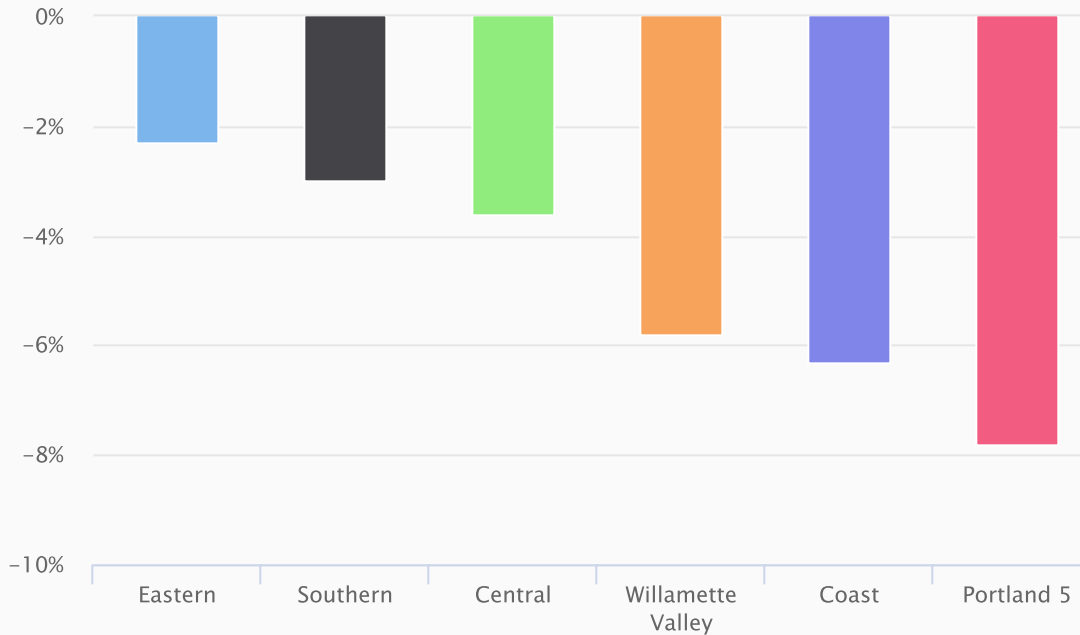
March 2020 to March 2021, Seasonally Adjusted



Oregon Employment Department, Current Employment Statisti

Over-the-Year Employment Change by Region

March 2020 to March 2021, Seasonally Adjusted Nonfarm Employment



Oregon Employment Department, Current Employment Statist

QualityInfo

[Jobs & Careers](#)

[Economic Data](#)

[Business & Industry](#)

[Training & Education](#)

[Local Areas](#)

[Publications](#)

[Performance Measures](#)

[Press Release](#)

Workforce & Economic Research

[About Us](#)

[Contact Us](#)

Follow Us

[Blog](#)

[Twitter](#)

Subscribe

To sign up for email notifications please enter your email address.

Subscribe

OREGON EMPLOYMENT DEPARTMENT

[WorkSource Oregon](#) | [Oregon.gov](#) | [Privacy / Accessibility](#) | [PRISM](#) | [Glossary](#) | [Sign In](#)