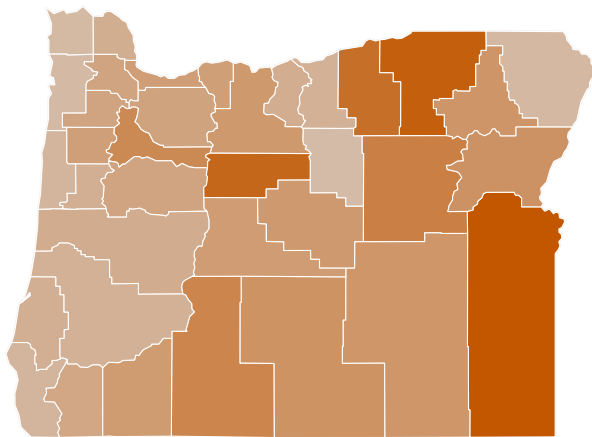


## Oregon's COVID-19 Testing and Outcomes by County

This map shows the number of COVID-19 cases per 100,000 people by county in Oregon.\* The number of cases in a community depends, in part, on the number of people who live there. Looking at the numbers this way helps us compare counties of different sizes more evenly than total case counts alone. Hover over a county in the map below to see the county's total number of cases, deaths, and positive and negative test results reported electronically. The table summarizes this information as rates and percentages for all counties. Select a county on the map to highlight the data in the table.

Select a county on the map to highlight the table to the right and filter the bar chart below.



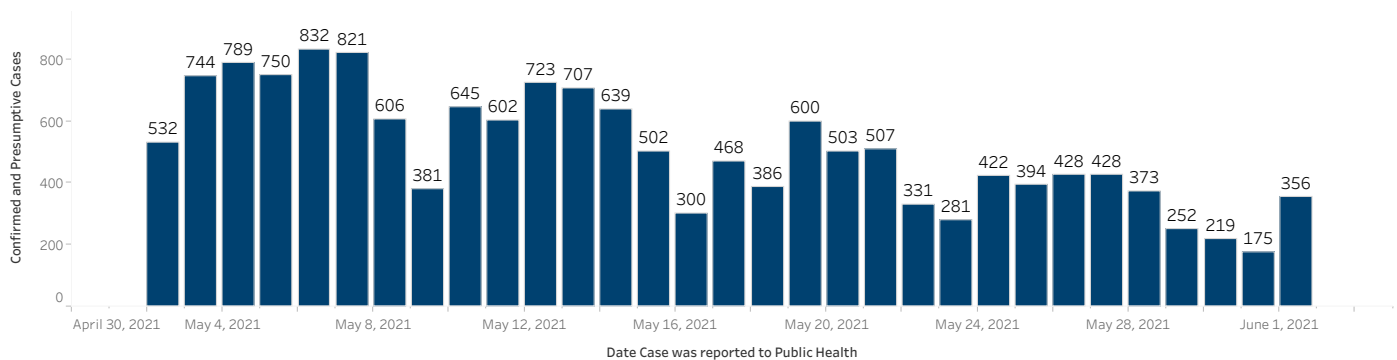
|            | Case Count per 100,000 | Deaths (%) | Negative Tests (%) | Positive Tests (%) | Test Count per 100,000 |
|------------|------------------------|------------|--------------------|--------------------|------------------------|
| All        | 4,732.7                | 1%         | 94%                | 6%                 | 120,836.6              |
| Malheur    | 11,119.8               | 2%         | 84%                | 16%                | 101,981.0              |
| Umatilla   | 10,340.5               | 1%         | 88%                | 12%                | 98,061.2               |
| Jefferson  | 9,649.5                | 2%         | 91%                | 9%                 | 96,536.0               |
| Morrow     | 8,849.9                | 1%         | 85%                | 15%                | 72,421.1               |
| Grant      | 7,327.4                | 1%         | 94%                | 6%                 | 100,997.9              |
| Klamath    | 6,902.7                | 2%         | 91%                | 9%                 | 86,799.9               |
| Marion     | 6,569.7                | 1%         | 92%                | 8%                 | 116,348.5              |
| Baker      | 5,765.8                | 2%         | 87%                | 13%                | 83,536.4               |
| Lake       | 5,733.7                | 2%         | 93%                | 7%                 | 80,024.8               |
| Union      | 5,469.4                | 2%         | 92%                | 8%                 | 91,497.8               |
| Harney     | 5,412.1                | 2%         | 91%                | 9%                 | 67,953.3               |
| Wasco      | 5,217.1                | 2%         | 95%                | 5%                 | 139,868.1              |
| Crook      | 5,157.8                | 2%         | 93%                | 7%                 | 95,418.1               |
| Jackson    | 5,054.2                | 1%         | 93%                | 7%                 | 111,348.3              |
| Deschutes  | 4,917.9                | 1%         | 95%                | 5%                 | 110,889.0              |
| Multnomah  | 4,778.4                | 2%         | 95%                | 5%                 | 141,943.8              |
| All        | 4,732.7                | 1%         | 94%                | 6%                 | 120,836.6              |
| Hood River | 4,699.7                | 3%         | 95%                | 5%                 | 138,424.3              |
| Polk       | 4,640.5                | 1%         | 94%                | 6%                 | 97,761.5               |
| Clackamas  | 4,310.5                | 1%         | 94%                | 6%                 | 119,123.8              |
| Yamhill    | 4,286.2                | 2%         | 95%                | 5%                 | 151,871.5              |
| Washington | 4,256.5                | 1%         | 94%                | 6%                 | 118,569.2              |
| Linn       | 4,216.9                | 1%         | 94%                | 6%                 | 127,778.0              |
| Josephine  | 4,029.6                | 2%         | 95%                | 5%                 | 97,488.4               |
| Lane       | 3,555.6                | 1%         | 97%                | 3%                 | 141,868.8              |
| Sherman    | 3,509.7                | 2%         | 95%                | 5%                 | 87,576.6               |
| Columbia   | 3,453.5                | 2%         | 95%                | 5%                 | 90,426.1               |

## Cases by Date Reported to Public Health - All

Current County Risk Level: **High** Moderate Lower Moderate†

The graph below shows the number of confirmed and presumptive COVID-19 cases by the date the case was first reported to Public Health in the current and previous four weeks. The county risk metrics use the same time periods. Use this graph to track the number of cases in each time period of the risk metrics. Please note that case counts can shift by county of residence or date as case investigators gather more information. Adults in Custody are included in the case counts below, but are excluded from county case counts when making risk level determinations.

For more information on County Risk Metrics click [here](#).



Notes:

\*Rates shown on this dashboard are calculated using population estimates from the 2020 Annual Population Report from Portland State University's College of Urban & Public Affairs: Population Research Center. For our calculations, we round population numbers to the nearest whole number, resulting in slight variation from the numbers in that report (within +/- 4 persons).

† Please note that case counts can shift by county of residence or date as case investigators gather more information.

†† Coos County meets the criteria for High Risk, but is given a two-week caution period because it improved in the previous movement period.



Testing and Outcomes by County

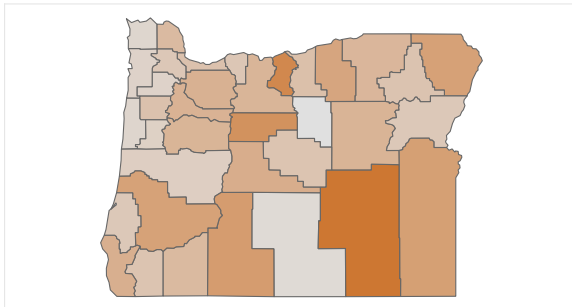
Trends in Test Positivity by County

Data current as of 12:01am 6/2/2021

### Oregon's Trends in COVID-19 Testing and Test Positivity†

This map shows the percent of COVID-19 tests that were positive during the past week for each county in Oregon. Hover over a county in the map below to see the total number of COVID-19 tests reported electronically and the percent of those tests that were positive during the past week. The county graphs to the right show the weekly trends in the percent of COVID-19 tests that were po..

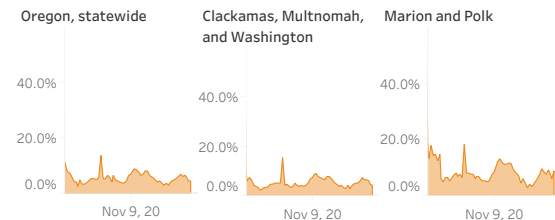
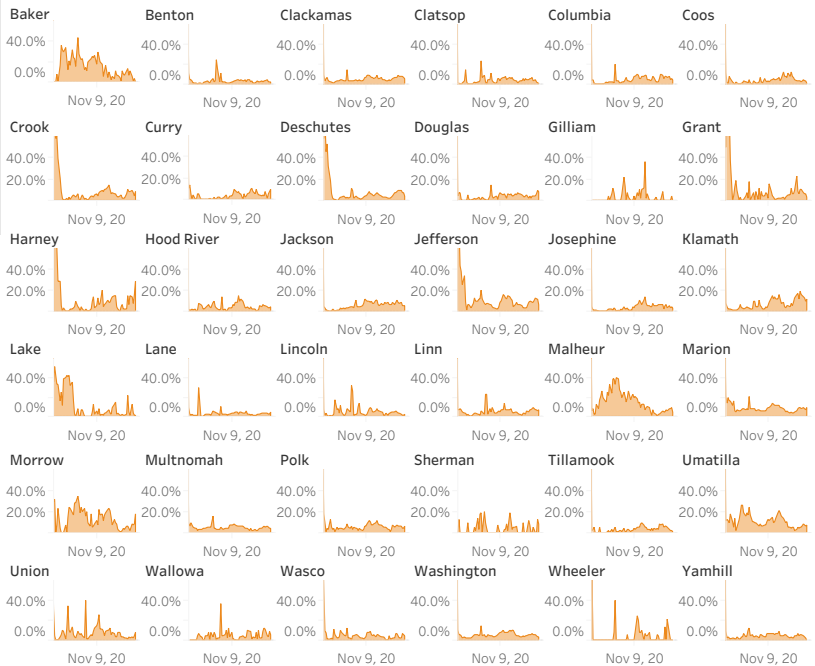
Percent Positivity  Total Tests



Measure Names

Counties without any reported testing in the past week will not appear on the map.

Weekly trends in percent of COVID-19 tests that are positive. Data will load slowly, please be patient. Hover over the graph to learn more about each week.



† On this dashboard, all tests and test results are assigned to a calendar week based on the date the electronic laboratory report (ELR) or other electronic test report was created.

\* Counties with a population of 80,000 or less are displayed with a maximum axis of 2,000 tests per week, counties with a population of >80,000 to 200,000 are displayed with a maximum axis of 8,000 tests per week, counties with a population of 200,000 to 500,000 are displayed with a maximum axis of 15,000 tests per week, and counties with a population greater than 500,000 are displayed with a maximum axis of 30,000 tests per week.

# 1. Testing and Outcomes by County

| County     | Cases per 100,000 | Case Count | Deaths | Positive Tests | Negative Tests | Total Tests |
|------------|-------------------|------------|--------|----------------|----------------|-------------|
| Malheur    | 11,119.8          | 3,570      | 63     | 5,231          | 27,510         | 32,741      |
| Umatilla   | 10,340.5          | 8,427      | 86     | 9,416          | 70,499         | 79,915      |
| Jefferson  | 9,649.5           | 2,326      | 38     | 2,155          | 21,115         | 23,270      |
| Morrow     | 8,849.9           | 1,135      | 16     | 1,361          | 7,927          | 9,288       |
| Grant      | 7,327.4           | 536        | 6      | 464            | 6,924          | 7,388       |
| Klamath    | 6,902.7           | 4,699      | 73     | 5,367          | 53,722         | 59,089      |
| Marion     | 6,569.7           | 22,936     | 318    | 34,353         | 371,843        | 406,196     |
| Baker      | 5,765.8           | 975        | 15     | 1,879          | 12,247         | 14,126      |
| Lake       | 5,733.7           | 463        | 7      | 463            | 5,999          | 6,462       |
| Union      | 5,469.4           | 1,468      | 23     | 1,855          | 22,703         | 24,558      |
| Harney     | 5,412.1           | 394        | 8      | 437            | 4,510          | 4,947       |
| Wasco      | 5,217.1           | 1,424      | 28     | 1,778          | 36,399         | 38,177      |
| Crook      | 5,157.8           | 1,209      | 22     | 1,549          | 20,817         | 22,366      |
| Jackson    | 5,054.2           | 11,283     | 145    | 17,039         | 231,535        | 248,574     |
| Deschutes  | 4,917.9           | 9,689      | 79     | 11,998         | 206,470        | 218,468     |
| Multnomah  | 4,778.4           | 39,640     | 606    | 60,251         | 1,117,258      | 1,177,509   |
| All        | 4,732.7           | 201,996    | 2,676  | 292,949        | 4,864,424      | 5,157,373   |
| Hood River | 4,699.7           | 1,205      | 32     | 1,743          | 33,749         | 35,492      |
| Polk       | 4,640.5           | 3,889      | 53     | 5,137          | 76,792         | 81,929      |
| Clackamas  | 4,310.5           | 18,385     | 223    | 28,898         | 479,183        | 508,081     |
| Yamhill    | 4,286.2           | 4,655      | 78     | 7,673          | 157,267        | 164,940     |
| Washington | 4,256.5           | 26,394     | 238    | 43,700         | 691,524        | 735,224     |
| Linn       | 4,216.9           | 5,369      | 77     | 9,693          | 152,994        | 162,687     |
| Josephine  | 4,029.6           | 3,488      | 72     | 4,080          | 80,306         | 84,386      |
| Lane       | 3,555.6           | 13,560     | 154    | 16,366         | 524,672        | 541,038     |
| Sherman    | 3,509.7           | 63         | 1      | 73             | 1,499          | 1,572       |
| Columbia   | 3,453.5           | 1,840      | 29     | 2,511          | 45,668         | 48,179      |
| Coos       | 3,389.4           | 2,146      | 36     | 2,610          | 49,877         | 52,487      |
| Benton     | 3,384.6           | 3,204      | 22     | 4,869          | 150,092        | 154,961     |
| Gilliam    | 3,216.1           | 64         | 1      | 45             | 1,313          | 1,358       |
| Douglas    | 3,188.5           | 3,588      | 78     | 4,008          | 87,553         | 91,561      |
| Curry      | 2,921.1           | 672        | 10     | 569            | 11,980         | 12,549      |
| Lincoln    | 2,904.5           | 1,403      | 21     | 2,738          | 45,669         | 48,407      |
| Wallowa    | 2,639.7           | 189        | 5      | 191            | 3,414          | 3,605       |
| Clatsop    | 2,562.4           | 1,011      | 8      | 1,742          | 36,461         | 38,203      |
| Tillamook  | 2,499.1           | 663        | 4      | 663            | 16,155         | 16,818      |
| Wheeler    | 2,361.1           | 34         | 1      | 32             | 755            | 787         |

# 1. Testing and Outcomes by County

| County     | Tests per<br>100,000 |
|------------|----------------------|
| Malheur    | 101,981.0            |
| Umatilla   | 98,061.2             |
| Jefferson  | 96,536.0             |
| Morrow     | 72,421.1             |
| Grant      | 100,997.9            |
| Klamath    | 86,799.9             |
| Marion     | 116,348.5            |
| Baker      | 83,536.4             |
| Lake       | 80,024.8             |
| Union      | 91,497.8             |
| Harney     | 67,953.3             |
| Wasco      | 139,868.1            |
| Crook      | 95,418.1             |
| Jackson    | 111,348.3            |
| Deschutes  | 110,889.0            |
| Multnomah  | 141,943.8            |
| All        | 120,836.6            |
| Hood River | 138,424.3            |
| Polk       | 97,761.5             |
| Clackamas  | 119,123.8            |
| Yamhill    | 151,871.5            |
| Washington | 118,569.2            |
| Linn       | 127,778.0            |
| Josephine  | 97,488.4             |
| Lane       | 141,868.8            |
| Sherman    | 87,576.6             |
| Columbia   | 90,426.1             |
| Coos       | 82,898.2             |
| Benton     | 163,694.1            |
| Gilliam    | 68,241.2             |
| Douglas    | 81,365.9             |
| Curry      | 54,549.0             |
| Lincoln    | 100,211.2            |
| Wallowa    | 50,349.2             |
| Clatsop    | 96,826.8             |
| Tillamook  | 63,392.4             |
| Wheeler    | 54,652.8             |

## 2.Cases By Date Reported to Public Health and County

|               |              |    |
|---------------|--------------|----|
| <b>Baker</b>  | May 2, 2021  | 1  |
|               | May 3, 2021  | 3  |
|               | May 4, 2021  | 3  |
|               | May 5, 2021  | 11 |
|               | May 6, 2021  | 2  |
|               | May 7, 2021  | 7  |
|               | May 9, 2021  | 1  |
|               | May 11, 2021 | 2  |
|               | May 12, 2021 | 5  |
|               | May 13, 2021 | 4  |
|               | May 14, 2021 | 1  |
|               | May 17, 2021 | 1  |
|               | May 18, 2021 | 1  |
|               | May 19, 2021 | 1  |
|               | May 24, 2021 | 2  |
|               | May 25, 2021 | 3  |
|               | May 26, 2021 | 2  |
|               | May 27, 2021 | 1  |
|               | June 1, 2021 | 5  |
| <b>Benton</b> | May 2, 2021  | 12 |
|               | May 3, 2021  | 21 |
|               | May 4, 2021  | 17 |
|               | May 5, 2021  | 14 |
|               | May 6, 2021  | 16 |
|               | May 7, 2021  | 11 |
|               | May 8, 2021  | 13 |
|               | May 9, 2021  | 21 |
|               | May 10, 2021 | 10 |
|               | May 11, 2021 | 15 |
|               | May 12, 2021 | 15 |
|               | May 13, 2021 | 7  |
|               | May 14, 2021 | 10 |
|               | May 15, 2021 | 6  |
|               | May 16, 2021 | 7  |
|               | May 18, 2021 | 6  |
|               | May 19, 2021 | 5  |
|               | May 20, 2021 | 6  |
|               | May 21, 2021 | 2  |
|               | May 22, 2021 | 4  |
|               | May 23, 2021 | 6  |
|               | May 24, 2021 | 5  |
|               | May 25, 2021 | 11 |

## 2.Cases By Date Reported to Public Health and County

|                  |              |     |
|------------------|--------------|-----|
| <b>Benton</b>    | May 26, 2021 | 3   |
|                  | May 27, 2021 | 2   |
|                  | May 28, 2021 | 4   |
|                  | May 29, 2021 | 2   |
|                  | May 30, 2021 | 1   |
|                  | May 31, 2021 | 1   |
|                  | June 1, 2021 | 8   |
| <b>Clackamas</b> | May 2, 2021  | 89  |
|                  | May 3, 2021  | 70  |
|                  | May 4, 2021  | 120 |
|                  | May 5, 2021  | 39  |
|                  | May 6, 2021  | 103 |
|                  | May 7, 2021  | 91  |
|                  | May 8, 2021  | 81  |
|                  | May 9, 2021  | 75  |
|                  | May 10, 2021 | 62  |
|                  | May 11, 2021 | 80  |
|                  | May 12, 2021 | 35  |
|                  | May 13, 2021 | 101 |
|                  | May 14, 2021 | 77  |
|                  | May 15, 2021 | 44  |
|                  | May 16, 2021 | 56  |
|                  | May 17, 2021 | 29  |
|                  | May 18, 2021 | 32  |
|                  | May 19, 2021 | 73  |
|                  | May 20, 2021 | 57  |
|                  | May 21, 2021 | 46  |
|                  | May 22, 2021 | 28  |
|                  | May 23, 2021 | 45  |
|                  | May 24, 2021 | 48  |
|                  | May 25, 2021 | 60  |
|                  | May 26, 2021 | 49  |
|                  | May 27, 2021 | 54  |
|                  | May 28, 2021 | 39  |
|                  | May 29, 2021 | 29  |
|                  | May 30, 2021 | 32  |
|                  | May 31, 2021 | 11  |
|                  | June 1, 2021 | 32  |
| <b>Clatsop</b>   | May 2, 2021  | 3   |
|                  | May 3, 2021  | 2   |
|                  | May 4, 2021  | 2   |
|                  | May 5, 2021  | 3   |

## 2.Cases By Date Reported to Public Health and County

|          |              |    |
|----------|--------------|----|
| Clatsop  | May 6, 2021  | 3  |
|          | May 7, 2021  | 3  |
|          | May 9, 2021  | 3  |
|          | May 10, 2021 | 3  |
|          | May 11, 2021 | 1  |
|          | May 12, 2021 | 6  |
|          | May 13, 2021 | 6  |
|          | May 14, 2021 | 3  |
|          | May 16, 2021 | 2  |
|          | May 18, 2021 | 5  |
|          | May 19, 2021 | 3  |
|          | May 23, 2021 | 1  |
|          | May 27, 2021 | 3  |
|          | May 28, 2021 | 2  |
|          | May 30, 2021 | 1  |
| Columbia | May 2, 2021  | 5  |
|          | May 3, 2021  | 3  |
|          | May 4, 2021  | 4  |
|          | May 5, 2021  | 9  |
|          | May 6, 2021  | 9  |
|          | May 7, 2021  | 9  |
|          | May 8, 2021  | 10 |
|          | May 9, 2021  | 12 |
|          | May 10, 2021 | 2  |
|          | May 11, 2021 | 6  |
|          | May 12, 2021 | 10 |
|          | May 13, 2021 | 5  |
|          | May 14, 2021 | 9  |
|          | May 15, 2021 | 3  |
|          | May 16, 2021 | 1  |
|          | May 17, 2021 | 1  |
|          | May 18, 2021 | 4  |
|          | May 19, 2021 | 7  |
|          | May 20, 2021 | 9  |
|          | May 21, 2021 | 8  |
|          | May 22, 2021 | 2  |
|          | May 23, 2021 | 2  |
|          | May 24, 2021 | 8  |
|          | May 25, 2021 | 4  |
|          | May 26, 2021 | 8  |
|          | May 27, 2021 | 7  |
|          | May 28, 2021 | 6  |

## 2.Cases By Date Reported to Public Health and County

|              |              |    |
|--------------|--------------|----|
| Columbia     | May 29, 2021 | 6  |
|              | May 30, 2021 | 3  |
|              | May 31, 2021 | 3  |
|              | June 1, 2021 | 2  |
| Coos         | May 2, 2021  | 1  |
|              | May 3, 2021  | 5  |
|              | May 5, 2021  | 3  |
|              | May 6, 2021  | 4  |
|              | May 8, 2021  | 3  |
|              | May 9, 2021  | 1  |
|              | May 11, 2021 | 8  |
|              | May 12, 2021 | 7  |
|              | May 13, 2021 | 5  |
|              | May 14, 2021 | 7  |
|              | May 15, 2021 | 12 |
|              | May 16, 2021 | 9  |
|              | May 17, 2021 | 5  |
|              | May 18, 2021 | 1  |
|              | May 19, 2021 | 10 |
|              | May 20, 2021 | 7  |
|              | May 21, 2021 | 4  |
|              | May 22, 2021 | 3  |
|              | May 23, 2021 | 3  |
|              | May 24, 2021 | 3  |
| May 25, 2021 | 1            |    |
| May 26, 2021 | 4            |    |
| May 27, 2021 | 2            |    |
| May 28, 2021 | 3            |    |
| May 29, 2021 | 1            |    |
| May 30, 2021 | 1            |    |
| Crook        | May 2, 2021  | 3  |
|              | May 3, 2021  | 10 |
|              | May 4, 2021  | 16 |
|              | May 5, 2021  | 14 |
|              | May 6, 2021  | 12 |
|              | May 7, 2021  | 8  |
|              | May 8, 2021  | 8  |
|              | May 9, 2021  | 3  |
|              | May 10, 2021 | 10 |
|              | May 11, 2021 | 11 |
|              | May 12, 2021 | 16 |
|              | May 13, 2021 | 11 |



## 2.Cases By Date Reported to Public Health and County

|                  |              |     |
|------------------|--------------|-----|
| <b>Crook</b>     | May 14, 2021 | 7   |
|                  | May 15, 2021 | 5   |
|                  | May 16, 2021 | 2   |
|                  | May 17, 2021 | 4   |
|                  | May 18, 2021 | 11  |
|                  | May 19, 2021 | 8   |
|                  | May 20, 2021 | 4   |
|                  | May 21, 2021 | 8   |
|                  | May 22, 2021 | 6   |
|                  | May 23, 2021 | 3   |
|                  | May 24, 2021 | 6   |
|                  | May 25, 2021 | 3   |
|                  | May 26, 2021 | 4   |
|                  | May 27, 2021 | 2   |
|                  | May 28, 2021 | 4   |
|                  | May 31, 2021 | 3   |
|                  | June 1, 2021 | 5   |
| <b>Curry</b>     | May 3, 2021  | 1   |
|                  | May 4, 2021  | 2   |
|                  | May 5, 2021  | 4   |
|                  | May 7, 2021  | 4   |
|                  | May 8, 2021  | 1   |
|                  | May 16, 2021 | 1   |
|                  | May 17, 2021 | 3   |
|                  | May 18, 2021 | 5   |
|                  | May 19, 2021 | 1   |
|                  | May 20, 2021 | 2   |
|                  | May 21, 2021 | 2   |
|                  | May 23, 2021 | 1   |
|                  | May 25, 2021 | 2   |
|                  | May 27, 2021 | 1   |
|                  | May 28, 2021 | 2   |
|                  | May 29, 2021 | 1   |
|                  | May 30, 2021 | 1   |
| June 1, 2021     | 4            |     |
| <b>Deschutes</b> | May 2, 2021  | 49  |
|                  | May 3, 2021  | 60  |
|                  | May 4, 2021  | 81  |
|                  | May 5, 2021  | 95  |
|                  | May 6, 2021  | 88  |
|                  | May 7, 2021  | 112 |
|                  | May 8, 2021  | 34  |

## 2.Cases By Date Reported to Public Health and County

|                  |              |    |
|------------------|--------------|----|
| <b>Deschutes</b> | May 9, 2021  | 56 |
|                  | May 10, 2021 | 64 |
|                  | May 11, 2021 | 62 |
|                  | May 12, 2021 | 79 |
|                  | May 13, 2021 | 68 |
|                  | May 14, 2021 | 76 |
|                  | May 15, 2021 | 56 |
|                  | May 16, 2021 | 38 |
|                  | May 17, 2021 | 35 |
|                  | May 18, 2021 | 36 |
|                  | May 19, 2021 | 42 |
|                  | May 20, 2021 | 35 |
|                  | May 21, 2021 | 44 |
|                  | May 22, 2021 | 41 |
|                  | May 23, 2021 | 10 |
|                  | May 24, 2021 | 47 |
|                  | May 25, 2021 | 37 |
|                  | May 26, 2021 | 41 |
|                  | May 27, 2021 | 40 |
|                  | May 28, 2021 | 30 |
|                  | May 29, 2021 | 15 |
|                  | May 30, 2021 | 18 |
|                  | May 31, 2021 | 9  |
| June 1, 2021     | 13           |    |
| <b>Douglas</b>   | May 2, 2021  | 10 |
|                  | May 3, 2021  | 7  |
|                  | May 4, 2021  | 12 |
|                  | May 5, 2021  | 13 |
|                  | May 6, 2021  | 10 |
|                  | May 7, 2021  | 4  |
|                  | May 8, 2021  | 6  |
|                  | May 9, 2021  | 5  |
|                  | May 10, 2021 | 14 |
|                  | May 11, 2021 | 12 |
|                  | May 12, 2021 | 14 |
|                  | May 13, 2021 | 10 |
|                  | May 14, 2021 | 9  |
|                  | May 15, 2021 | 8  |
|                  | May 16, 2021 | 12 |
|                  | May 17, 2021 | 20 |
|                  | May 18, 2021 | 9  |
| May 19, 2021     | 25           |    |

## 2.Cases By Date Reported to Public Health and County

|                |                |             |
|----------------|----------------|-------------|
| <b>Douglas</b> | May 20, 2021   | 23          |
|                | May 21, 2021   | 28          |
|                | May 22, 2021   | 10          |
|                | May 23, 2021   | 9           |
|                | May 24, 2021   | 19          |
|                | May 25, 2021   | 20          |
|                | May 26, 2021   | 24          |
|                | May 27, 2021   | 26          |
|                | May 28, 2021   | 13          |
|                | May 29, 2021   | 12          |
|                | May 30, 2021   | 15          |
|                | May 31, 2021   | 7           |
|                | June 1, 2021   | 16          |
|                | <b>Gilliam</b> | May 6, 2021 |
| May 7, 2021    |                | 4           |
| May 11, 2021   |                | 1           |
| May 27, 2021   |                | 1           |
| <b>Grant</b>   | May 3, 2021    | 3           |
|                | May 4, 2021    | 2           |
|                | May 5, 2021    | 3           |
|                | May 6, 2021    | 5           |
|                | May 10, 2021   | 1           |
|                | May 11, 2021   | 2           |
|                | May 13, 2021   | 13          |
|                | May 17, 2021   | 4           |
|                | May 18, 2021   | 1           |
|                | May 21, 2021   | 1           |
|                | May 24, 2021   | 1           |
|                | June 1, 2021   | 7           |
| <b>Harney</b>  | May 2, 2021    | 2           |
|                | May 3, 2021    | 1           |
|                | May 5, 2021    | 1           |
|                | May 6, 2021    | 3           |
|                | May 7, 2021    | 1           |
|                | May 8, 2021    | 1           |
|                | May 9, 2021    | 3           |
|                | May 10, 2021   | 2           |
|                | May 12, 2021   | 1           |
|                | May 13, 2021   | 2           |
|                | May 14, 2021   | 2           |
|                | May 16, 2021   | 1           |
|                | May 17, 2021   | 2           |

## 2.Cases By Date Reported to Public Health and County

|              |              |    |
|--------------|--------------|----|
| Harney       | May 18, 2021 | 3  |
|              | May 19, 2021 | 7  |
|              | May 21, 2021 | 2  |
|              | May 23, 2021 | 2  |
|              | May 24, 2021 | 1  |
|              | May 25, 2021 | 3  |
|              | May 26, 2021 | 2  |
|              | May 27, 2021 | 5  |
|              | May 28, 2021 | 6  |
|              | May 29, 2021 | 1  |
|              | June 1, 2021 | 11 |
| Hood River   | May 2, 2021  | 1  |
|              | May 4, 2021  | 5  |
|              | May 5, 2021  | 2  |
|              | May 6, 2021  | 4  |
|              | May 7, 2021  | 2  |
|              | May 8, 2021  | 2  |
|              | May 9, 2021  | 2  |
|              | May 10, 2021 | 1  |
|              | May 11, 2021 | 2  |
|              | May 12, 2021 | 1  |
|              | May 13, 2021 | 4  |
|              | May 14, 2021 | 3  |
|              | May 18, 2021 | 1  |
|              | May 19, 2021 | 1  |
|              | May 20, 2021 | 1  |
|              | May 21, 2021 | 2  |
|              | May 25, 2021 | 2  |
|              | May 26, 2021 | 1  |
| May 27, 2021 | 1            |    |
| June 1, 2021 | 2            |    |
| Jackson      | May 2, 2021  | 16 |
|              | May 3, 2021  | 36 |
|              | May 4, 2021  | 36 |
|              | May 5, 2021  | 37 |
|              | May 6, 2021  | 36 |
|              | May 7, 2021  | 35 |
|              | May 8, 2021  | 15 |
|              | May 9, 2021  | 7  |
|              | May 10, 2021 | 44 |
|              | May 11, 2021 | 41 |
|              | May 12, 2021 | 40 |

## 2.Cases By Date Reported to Public Health and County

|              |              |    |
|--------------|--------------|----|
| Jackson      | May 13, 2021 | 37 |
|              | May 14, 2021 | 39 |
|              | May 15, 2021 | 15 |
|              | May 16, 2021 | 6  |
|              | May 17, 2021 | 39 |
|              | May 18, 2021 | 31 |
|              | May 19, 2021 | 19 |
|              | May 20, 2021 | 19 |
|              | May 21, 2021 | 29 |
|              | May 22, 2021 | 7  |
|              | May 23, 2021 | 19 |
|              | May 24, 2021 | 24 |
|              | May 25, 2021 | 29 |
|              | May 26, 2021 | 22 |
|              | May 27, 2021 | 15 |
|              | May 28, 2021 | 18 |
|              | May 29, 2021 | 7  |
|              | May 30, 2021 | 17 |
|              | June 1, 2021 | 33 |
| Jefferson    | May 2, 2021  | 1  |
|              | May 3, 2021  | 3  |
|              | May 4, 2021  | 3  |
|              | May 5, 2021  | 3  |
|              | May 6, 2021  | 10 |
|              | May 7, 2021  | 5  |
|              | May 8, 2021  | 3  |
|              | May 9, 2021  | 4  |
|              | May 10, 2021 | 5  |
|              | May 11, 2021 | 13 |
|              | May 12, 2021 | 9  |
|              | May 13, 2021 | 8  |
|              | May 14, 2021 | 9  |
|              | May 15, 2021 | 5  |
|              | May 16, 2021 | 2  |
|              | May 17, 2021 | 5  |
|              | May 18, 2021 | 8  |
|              | May 19, 2021 | 5  |
|              | May 20, 2021 | 10 |
| May 21, 2021 | 9            |    |
| May 22, 2021 | 7            |    |
| May 23, 2021 | 4            |    |
| May 24, 2021 | 12           |    |

## 2.Cases By Date Reported to Public Health and County

|              |              |    |
|--------------|--------------|----|
| Jefferson    | May 25, 2021 | 4  |
|              | May 26, 2021 | 3  |
|              | May 27, 2021 | 9  |
|              | May 28, 2021 | 6  |
|              | May 29, 2021 | 8  |
|              | May 31, 2021 | 1  |
|              | June 1, 2021 | 13 |
| Josephine    | May 2, 2021  | 3  |
|              | May 3, 2021  | 16 |
|              | May 4, 2021  | 18 |
|              | May 5, 2021  | 10 |
|              | May 6, 2021  | 7  |
|              | May 7, 2021  | 6  |
|              | May 8, 2021  | 7  |
|              | May 9, 2021  | 7  |
|              | May 10, 2021 | 11 |
|              | May 11, 2021 | 6  |
|              | May 12, 2021 | 11 |
|              | May 13, 2021 | 10 |
|              | May 14, 2021 | 9  |
|              | May 15, 2021 | 6  |
|              | May 16, 2021 | 3  |
|              | May 17, 2021 | 4  |
|              | May 18, 2021 | 10 |
|              | May 19, 2021 | 17 |
|              | May 20, 2021 | 4  |
|              | May 21, 2021 | 12 |
|              | May 22, 2021 | 5  |
|              | May 23, 2021 | 2  |
|              | May 24, 2021 | 7  |
|              | May 25, 2021 | 13 |
|              | May 26, 2021 | 12 |
|              | May 27, 2021 | 6  |
|              | May 28, 2021 | 8  |
|              | May 29, 2021 | 2  |
| May 30, 2021 | 6            |    |
| May 31, 2021 | 2            |    |
| June 1, 2021 | 7            |    |
| Klamath      | May 3, 2021  | 52 |
|              | May 4, 2021  | 37 |
|              | May 5, 2021  | 31 |
|              | May 6, 2021  | 41 |

## 2.Cases By Date Reported to Public Health and County

|              |              |    |
|--------------|--------------|----|
| Klamath      | May 7, 2021  | 49 |
|              | May 8, 2021  | 22 |
|              | May 10, 2021 | 43 |
|              | May 11, 2021 | 15 |
|              | May 12, 2021 | 23 |
|              | May 13, 2021 | 35 |
|              | May 14, 2021 | 29 |
|              | May 15, 2021 | 20 |
|              | May 17, 2021 | 22 |
|              | May 18, 2021 | 9  |
|              | May 19, 2021 | 16 |
|              | May 20, 2021 | 32 |
|              | May 21, 2021 | 28 |
|              | May 22, 2021 | 7  |
|              | May 24, 2021 | 18 |
|              | May 25, 2021 | 9  |
|              | May 26, 2021 | 13 |
|              | May 27, 2021 | 14 |
|              | May 28, 2021 | 11 |
|              | May 29, 2021 | 6  |
| May 30, 2021 | 6            |    |
| May 31, 2021 | 5            |    |
| June 1, 2021 | 8            |    |
| Lake         | May 3, 2021  | 2  |
|              | May 4, 2021  | 3  |
|              | May 5, 2021  | 1  |
|              | May 6, 2021  | 1  |
|              | May 10, 2021 | 4  |
|              | May 11, 2021 | 2  |
|              | May 12, 2021 | 1  |
|              | May 13, 2021 | 3  |
|              | May 14, 2021 | 1  |
|              | May 17, 2021 | 3  |
|              | May 18, 2021 | 1  |
|              | May 21, 2021 | 2  |
|              | May 25, 2021 | 1  |
|              | June 1, 2021 | 1  |
| Lane         | May 2, 2021  | 54 |
|              | May 3, 2021  | 49 |
|              | May 4, 2021  | 43 |
|              | May 5, 2021  | 70 |
|              | May 6, 2021  | 70 |

## 2.Cases By Date Reported to Public Health and County

|              |              |    |
|--------------|--------------|----|
| Lane         | May 7, 2021  | 54 |
|              | May 8, 2021  | 38 |
|              | May 9, 2021  | 23 |
|              | May 10, 2021 | 51 |
|              | May 11, 2021 | 50 |
|              | May 12, 2021 | 48 |
|              | May 13, 2021 | 46 |
|              | May 14, 2021 | 36 |
|              | May 15, 2021 | 38 |
|              | May 16, 2021 | 27 |
|              | May 17, 2021 | 28 |
|              | May 18, 2021 | 20 |
|              | May 19, 2021 | 36 |
|              | May 20, 2021 | 38 |
|              | May 21, 2021 | 30 |
|              | May 22, 2021 | 27 |
|              | May 23, 2021 | 30 |
|              | May 24, 2021 | 26 |
|              | May 25, 2021 | 24 |
|              | May 26, 2021 | 16 |
|              | May 27, 2021 | 21 |
|              | May 28, 2021 | 28 |
|              | May 29, 2021 | 11 |
|              | May 30, 2021 | 21 |
| May 31, 2021 | 19           |    |
| June 1, 2021 | 26           |    |
| Lincoln      | May 2, 2021  | 4  |
|              | May 3, 2021  | 1  |
|              | May 4, 2021  | 1  |
|              | May 5, 2021  | 2  |
|              | May 6, 2021  | 2  |
|              | May 7, 2021  | 3  |
|              | May 8, 2021  | 1  |
|              | May 11, 2021 | 2  |
|              | May 12, 2021 | 6  |
|              | May 13, 2021 | 4  |
|              | May 14, 2021 | 1  |
|              | May 15, 2021 | 3  |
|              | May 16, 2021 | 2  |
|              | May 17, 2021 | 1  |
| May 18, 2021 | 1            |    |
| May 19, 2021 | 2            |    |



## 2.Cases By Date Reported to Public Health and County

|              |              |    |
|--------------|--------------|----|
| Lincoln      | May 20, 2021 | 1  |
|              | May 21, 2021 | 1  |
|              | May 23, 2021 | 1  |
|              | May 25, 2021 | 1  |
|              | May 28, 2021 | 1  |
|              | May 30, 2021 | 3  |
|              | June 1, 2021 | 2  |
| Linn         | May 2, 2021  | 43 |
|              | May 3, 2021  | 29 |
|              | May 4, 2021  | 36 |
|              | May 5, 2021  | 39 |
|              | May 6, 2021  | 44 |
|              | May 7, 2021  | 26 |
|              | May 8, 2021  | 32 |
|              | May 9, 2021  | 23 |
|              | May 10, 2021 | 22 |
|              | May 11, 2021 | 21 |
|              | May 12, 2021 | 35 |
|              | May 13, 2021 | 28 |
|              | May 14, 2021 | 22 |
|              | May 15, 2021 | 40 |
|              | May 16, 2021 | 18 |
|              | May 17, 2021 | 25 |
|              | May 18, 2021 | 24 |
|              | May 19, 2021 | 47 |
|              | May 20, 2021 | 37 |
|              | May 21, 2021 | 30 |
|              | May 22, 2021 | 21 |
|              | May 23, 2021 | 17 |
|              | May 24, 2021 | 15 |
|              | May 25, 2021 | 18 |
|              | May 26, 2021 | 23 |
|              | May 27, 2021 | 20 |
|              | May 28, 2021 | 11 |
| May 29, 2021 | 16           |    |
| May 30, 2021 | 8            |    |
| May 31, 2021 | 3            |    |
| June 1, 2021 | 12           |    |
| Malheur      | May 3, 2021  | 13 |
|              | May 4, 2021  | 7  |
|              | May 5, 2021  | 5  |
|              | May 6, 2021  | 1  |

## 2.Cases By Date Reported to Public Health and County

|         |              |    |
|---------|--------------|----|
| Malheur | May 7, 2021  | 7  |
|         | May 8, 2021  | 6  |
|         | May 10, 2021 | 4  |
|         | May 11, 2021 | 6  |
|         | May 12, 2021 | 4  |
|         | May 13, 2021 | 5  |
|         | May 14, 2021 | 4  |
|         | May 15, 2021 | 3  |
|         | May 17, 2021 | 2  |
|         | May 18, 2021 | 4  |
|         | May 19, 2021 | 4  |
|         | May 20, 2021 | 1  |
|         | May 21, 2021 | 3  |
|         | May 24, 2021 | 3  |
|         | May 25, 2021 | 4  |
|         | May 26, 2021 | 3  |
|         | May 27, 2021 | 6  |
|         | May 28, 2021 | 2  |
|         | June 1, 2021 | 8  |
| Marion  | May 2, 2021  | 73 |
|         | May 3, 2021  | 44 |
|         | May 4, 2021  | 56 |
|         | May 5, 2021  | 72 |
|         | May 6, 2021  | 80 |
|         | May 7, 2021  | 74 |
|         | May 8, 2021  | 76 |
|         | May 9, 2021  | 46 |
|         | May 10, 2021 | 54 |
|         | May 11, 2021 | 52 |
|         | May 12, 2021 | 60 |
|         | May 13, 2021 | 60 |
|         | May 14, 2021 | 52 |
|         | May 15, 2021 | 86 |
|         | May 16, 2021 | 33 |
|         | May 17, 2021 | 39 |
|         | May 18, 2021 | 42 |
|         | May 19, 2021 | 50 |
|         | May 20, 2021 | 54 |
|         | May 21, 2021 | 61 |
|         | May 22, 2021 | 49 |
|         | May 23, 2021 | 34 |
|         | May 24, 2021 | 40 |

## 2.Cases By Date Reported to Public Health and County

|                  |              |     |
|------------------|--------------|-----|
| <b>Marion</b>    | May 25, 2021 | 43  |
|                  | May 26, 2021 | 54  |
|                  | May 27, 2021 | 45  |
|                  | May 28, 2021 | 43  |
|                  | May 29, 2021 | 30  |
|                  | May 30, 2021 | 31  |
|                  | May 31, 2021 | 26  |
|                  | June 1, 2021 | 40  |
| <b>Morrow</b>    | May 3, 2021  | 2   |
|                  | May 4, 2021  | 2   |
|                  | May 5, 2021  | 1   |
|                  | May 6, 2021  | 1   |
|                  | May 7, 2021  | 1   |
|                  | May 8, 2021  | 1   |
|                  | May 10, 2021 | 3   |
|                  | May 12, 2021 | 3   |
|                  | May 13, 2021 | 2   |
|                  | May 14, 2021 | 2   |
|                  | May 16, 2021 | 2   |
|                  | May 18, 2021 | 1   |
|                  | May 19, 2021 | 3   |
|                  | May 21, 2021 | 4   |
|                  | May 22, 2021 | 1   |
|                  | May 24, 2021 | 1   |
|                  | May 25, 2021 | 1   |
|                  | May 26, 2021 | 5   |
|                  | May 27, 2021 | 1   |
|                  | May 29, 2021 | 3   |
| May 30, 2021     | 2            |     |
| <b>Multnomah</b> | May 2, 2021  | 134 |
|                  | May 3, 2021  | 110 |
|                  | May 4, 2021  | 153 |
|                  | May 5, 2021  | 105 |
|                  | May 6, 2021  | 144 |
|                  | May 7, 2021  | 152 |
|                  | May 8, 2021  | 137 |
|                  | May 9, 2021  | 72  |
|                  | May 10, 2021 | 83  |
|                  | May 11, 2021 | 95  |
|                  | May 12, 2021 | 148 |
|                  | May 13, 2021 | 117 |
|                  | May 14, 2021 | 122 |

## 2.Cases By Date Reported to Public Health and County

|           |              |    |
|-----------|--------------|----|
| Multnomah | May 15, 2021 | 95 |
|           | May 16, 2021 | 62 |
|           | May 17, 2021 | 67 |
|           | May 18, 2021 | 53 |
|           | May 19, 2021 | 88 |
|           | May 20, 2021 | 67 |
|           | May 21, 2021 | 65 |
|           | May 22, 2021 | 67 |
|           | May 23, 2021 | 48 |
|           | May 24, 2021 | 55 |
|           | May 25, 2021 | 57 |
|           | May 26, 2021 | 63 |
|           | May 27, 2021 | 62 |
|           | May 28, 2021 | 58 |
|           | May 29, 2021 | 62 |
|           | May 30, 2021 | 39 |
|           | May 31, 2021 | 34 |
|           | June 1, 2021 | 32 |
| Polk      | May 2, 2021  | 12 |
|           | May 3, 2021  | 16 |
|           | May 4, 2021  | 16 |
|           | May 5, 2021  | 21 |
|           | May 6, 2021  | 12 |
|           | May 7, 2021  | 9  |
|           | May 8, 2021  | 10 |
|           | May 9, 2021  | 3  |
|           | May 10, 2021 | 8  |
|           | May 11, 2021 | 12 |
|           | May 12, 2021 | 23 |
|           | May 13, 2021 | 14 |
|           | May 14, 2021 | 8  |
|           | May 15, 2021 | 9  |
|           | May 16, 2021 | 6  |
|           | May 17, 2021 | 5  |
|           | May 18, 2021 | 8  |
|           | May 19, 2021 | 9  |
|           | May 20, 2021 | 4  |
|           | May 21, 2021 | 11 |
|           | May 22, 2021 | 4  |
|           | May 23, 2021 | 7  |
|           | May 24, 2021 | 4  |
|           | May 25, 2021 | 2  |

## 2.Cases By Date Reported to Public Health and County

|           |              |    |
|-----------|--------------|----|
| Polk      | May 26, 2021 | 4  |
|           | May 27, 2021 | 13 |
|           | May 28, 2021 | 5  |
|           | May 29, 2021 | 1  |
|           | May 30, 2021 | 6  |
|           | June 1, 2021 | 10 |
| Sherman   | May 2, 2021  | 1  |
|           | May 23, 2021 | 1  |
|           | May 28, 2021 | 3  |
|           | May 29, 2021 | 1  |
| Tillamook | May 2, 2021  | 1  |
|           | May 3, 2021  | 4  |
|           | May 4, 2021  | 2  |
|           | May 5, 2021  | 1  |
|           | May 7, 2021  | 4  |
|           | May 8, 2021  | 4  |
|           | May 9, 2021  | 2  |
|           | May 10, 2021 | 3  |
|           | May 11, 2021 | 2  |
|           | May 12, 2021 | 2  |
|           | May 13, 2021 | 3  |
|           | May 17, 2021 | 2  |
|           | May 18, 2021 | 2  |
|           | May 20, 2021 | 1  |
|           | May 22, 2021 | 1  |
|           | May 25, 2021 | 1  |
|           | May 26, 2021 | 1  |
|           | May 27, 2021 | 1  |
|           | May 29, 2021 | 1  |
|           | May 30, 2021 | 1  |
| Umatilla  | May 3, 2021  | 16 |
|           | May 4, 2021  | 8  |
|           | May 5, 2021  | 9  |
|           | May 6, 2021  | 9  |
|           | May 7, 2021  | 9  |
|           | May 10, 2021 | 27 |
|           | May 11, 2021 | 20 |
|           | May 12, 2021 | 17 |
|           | May 13, 2021 | 17 |
|           | May 14, 2021 | 17 |
|           | May 17, 2021 | 25 |
|           | May 18, 2021 | 9  |

## 2.Cases By Date Reported to Public Health and County

|              |              |    |
|--------------|--------------|----|
| Umatilla     | May 19, 2021 | 24 |
|              | May 20, 2021 | 23 |
|              | May 21, 2021 | 11 |
|              | May 24, 2021 | 21 |
|              | May 25, 2021 | 6  |
|              | May 26, 2021 | 17 |
|              | May 27, 2021 | 16 |
|              | May 28, 2021 | 13 |
|              | June 1, 2021 | 26 |
| Union        | May 3, 2021  | 2  |
|              | May 4, 2021  | 1  |
|              | May 5, 2021  | 1  |
|              | May 6, 2021  | 3  |
|              | May 7, 2021  | 2  |
|              | May 10, 2021 | 3  |
|              | May 11, 2021 | 1  |
|              | May 13, 2021 | 1  |
|              | May 14, 2021 | 2  |
|              | May 17, 2021 | 2  |
|              | May 18, 2021 | 1  |
|              | May 19, 2021 | 1  |
|              | May 24, 2021 | 5  |
|              | May 26, 2021 | 1  |
|              | May 27, 2021 | 3  |
|              | May 29, 2021 | 1  |
| May 30, 2021 | 1            |    |
| June 1, 2021 | 2            |    |
| Wallowa      | May 2, 2021  | 1  |
|              | May 4, 2021  | 2  |
|              | May 5, 2021  | 2  |
|              | May 7, 2021  | 2  |
|              | May 10, 2021 | 1  |
|              | May 12, 2021 | 1  |
|              | May 14, 2021 | 1  |
|              | May 17, 2021 | 1  |
|              | May 18, 2021 | 1  |
|              | May 31, 2021 | 1  |
|              | June 1, 2021 | 1  |
| Wasco        | May 3, 2021  | 2  |
|              | May 4, 2021  | 1  |
|              | May 5, 2021  | 2  |
|              | May 6, 2021  | 2  |

## 2.Cases By Date Reported to Public Health and County

|            |              |     |
|------------|--------------|-----|
| Wasco      | May 7, 2021  | 5   |
|            | May 9, 2021  | 1   |
|            | May 10, 2021 | 2   |
|            | May 12, 2021 | 3   |
|            | May 13, 2021 | 2   |
|            | May 14, 2021 | 2   |
|            | May 16, 2021 | 3   |
|            | May 18, 2021 | 4   |
|            | May 19, 2021 | 5   |
|            | May 20, 2021 | 6   |
|            | May 21, 2021 | 6   |
|            | May 23, 2021 | 1   |
|            | May 25, 2021 | 3   |
|            | May 26, 2021 | 1   |
|            | May 27, 2021 | 4   |
|            | May 28, 2021 | 4   |
|            | May 30, 2021 | 4   |
|            | May 31, 2021 | 1   |
|            | June 1, 2021 | 1   |
| Washington | May 2, 2021  | 1   |
|            | May 3, 2021  | 149 |
|            | May 4, 2021  | 84  |
|            | May 5, 2021  | 107 |
|            | May 6, 2021  | 93  |
|            | May 7, 2021  | 94  |
|            | May 8, 2021  | 82  |
|            | May 9, 2021  | 5   |
|            | May 10, 2021 | 89  |
|            | May 11, 2021 | 50  |
|            | May 12, 2021 | 94  |
|            | May 13, 2021 | 69  |
|            | May 14, 2021 | 68  |
|            | May 15, 2021 | 34  |
|            | May 16, 2021 | 1   |
|            | May 17, 2021 | 78  |
|            | May 18, 2021 | 32  |
|            | May 19, 2021 | 75  |
|            | May 20, 2021 | 51  |
|            | May 21, 2021 | 47  |
|            | May 22, 2021 | 35  |
|            | May 23, 2021 | 26  |
|            | May 24, 2021 | 36  |

## 2.Cases By Date Reported to Public Health and County

|            |              |    |
|------------|--------------|----|
| Washington | May 25, 2021 | 27 |
|            | May 26, 2021 | 38 |
|            | May 27, 2021 | 40 |
|            | May 28, 2021 | 38 |
|            | May 29, 2021 | 26 |
|            | May 31, 2021 | 48 |
|            | June 1, 2021 | 25 |
|            | <hr/>        |    |
| Wheeler    | May 6, 2021  | 2  |
|            | May 10, 2021 | 2  |
|            | May 11, 2021 | 2  |
|            | May 20, 2021 | 1  |
|            | May 24, 2021 | 1  |
| <hr/>      |              |    |
| Yamhill    | May 2, 2021  | 12 |
|            | May 3, 2021  | 12 |
|            | May 4, 2021  | 16 |
|            | May 5, 2021  | 20 |
|            | May 6, 2021  | 14 |
|            | May 7, 2021  | 28 |
|            | May 8, 2021  | 13 |
|            | May 9, 2021  | 6  |
|            | May 10, 2021 | 17 |
|            | May 11, 2021 | 10 |
|            | May 12, 2021 | 6  |
|            | May 13, 2021 | 10 |
|            | May 14, 2021 | 11 |
|            | May 15, 2021 | 14 |
|            | May 16, 2021 | 6  |
|            | May 17, 2021 | 16 |
|            | May 18, 2021 | 10 |
|            | May 19, 2021 | 16 |
|            | May 20, 2021 | 10 |
|            | May 21, 2021 | 11 |
|            | May 22, 2021 | 6  |
|            | May 23, 2021 | 9  |
|            | May 24, 2021 | 14 |
|            | May 25, 2021 | 5  |
|            | May 26, 2021 | 14 |
|            | May 27, 2021 | 7  |
|            | May 28, 2021 | 15 |
|            | May 29, 2021 | 10 |
|            | May 30, 2021 | 2  |
|            | May 31, 2021 | 1  |



## 2.Cases By Date Reported to Public Health and County

|         |              |   |
|---------|--------------|---|
| Yamhill | June 1, 2021 | 4 |
|---------|--------------|---|

## Trends in Test Positivity and Testing by County

| County | Week of Week Begin | Negative Tests | Positive Tests | Total Tests | Test Positivity |
|--------|--------------------|----------------|----------------|-------------|-----------------|
| All    | March 29, 2020     | 11,328         | 1,542          | 12,870      | 12.0%           |
|        | April 5, 2020      | 12,673         | 1,437          | 14,110      | 10.2%           |
|        | April 12, 2020     | 12,671         | 1,042          | 13,713      | 7.6%            |
|        | April 19, 2020     | 15,588         | 1,185          | 16,773      | 7.1%            |
|        | April 26, 2020     | 20,995         | 1,212          | 22,207      | 5.5%            |
|        | May 3, 2020        | 21,826         | 940            | 22,766      | 4.1%            |
|        | May 10, 2020       | 26,689         | 1,166          | 27,855      | 4.2%            |
|        | May 17, 2020       | 25,768         | 627            | 26,395      | 2.4%            |
|        | May 24, 2020       | 25,888         | 1,287          | 27,175      | 4.7%            |
|        | May 31, 2020       | 29,495         | 1,037          | 30,532      | 3.4%            |
|        | June 7, 2020       | 39,802         | 1,250          | 41,052      | 3.0%            |
|        | June 14, 2020      | 46,189         | 1,798          | 47,987      | 3.7%            |
|        | June 21, 2020      | 47,009         | 2,139          | 49,148      | 4.4%            |
|        | June 28, 2020      | 51,407         | 2,783          | 54,190      | 5.1%            |
|        | July 5, 2020       | 52,126         | 2,912          | 55,038      | 5.3%            |
|        | July 12, 2020      | 57,724         | 3,224          | 60,948      | 5.3%            |
|        | July 19, 2020      | 68,972         | 3,531          | 72,503      | 4.9%            |
|        | July 26, 2020      | 51,680         | 2,956          | 54,636      | 5.4%            |
|        | August 2, 2020     | 36,427         | 5,694          | 42,121      | 13.5%           |
|        | August 9, 2020     | 47,381         | 2,523          | 49,904      | 5.1%            |
|        | August 16, 2020    | 50,761         | 2,865          | 53,626      | 5.3%            |
|        | August 23, 2020    | 53,809         | 3,696          | 57,505      | 6.4%            |
|        | August 30, 2020    | 51,640         | 3,121          | 54,761      | 5.7%            |
|        | September 6, 2020  | 46,302         | 1,839          | 48,141      | 3.8%            |
|        | September 13, 2020 | 44,533         | 3,127          | 47,660      | 6.6%            |
|        | September 20, 2020 | 55,164         | 2,661          | 57,825      | 4.6%            |
|        | September 27, 2020 | 67,413         | 2,981          | 70,394      | 4.2%            |
|        | October 4, 2020    | 69,992         | 2,964          | 72,956      | 4.1%            |
|        | October 11, 2020   | 82,461         | 3,154          | 85,615      | 3.7%            |
|        | October 18, 2020   | 91,873         | 3,578          | 95,451      | 3.7%            |
|        | October 25, 2020   | 108,771        | 5,048          | 113,819     | 4.4%            |
|        | November 1, 2020   | 99,410         | 6,821          | 106,231     | 6.4%            |
|        | November 8, 2020   | 109,302        | 8,137          | 117,439     | 6.9%            |
|        | November 15, 2020  | 122,465        | 9,919          | 132,384     | 7.5%            |
|        | November 22, 2020  | 131,332        | 12,528         | 143,860     | 8.7%            |
|        | November 29, 2020  | 160,456        | 14,475         | 174,931     | 8.3%            |
|        | December 6, 2020   | 141,918        | 11,608         | 153,526     | 7.6%            |
|        | December 13, 2020  | 162,965        | 11,346         | 174,311     | 6.5%            |
|        | December 20, 2020  | 132,201        | 9,808          | 142,009     | 6.9%            |
|        | December 27, 2020  | 125,451        | 10,940         | 136,391     | 8.0%            |
|        | January 3, 2021    | 114,073        | 9,834          | 123,907     | 7.9%            |
|        | January 10, 2021   | 132,268        | 9,264          | 141,532     | 6.5%            |
|        | January 17, 2021   | 120,878        | 7,503          | 128,381     | 5.8%            |
|        | January 24, 2021   | 120,756        | 7,181          | 127,937     | 5.6%            |
|        | January 31, 2021   | 117,470        | 5,830          | 123,300     | 4.7%            |
|        | February 7, 2021   | 108,308        | 4,375          | 112,683     | 3.9%            |

## Trends in Test Positivity and Testing by County

| County             | Week of Week Begin | Negative Tests | Positive Tests | Total Tests | Test Positivity |
|--------------------|--------------------|----------------|----------------|-------------|-----------------|
| All                | February 14, 2021  | 76,334         | 3,442          | 79,776      | 4.3%            |
|                    | February 21, 2021  | 116,256        | 4,422          | 120,678     | 3.7%            |
|                    | February 28, 2021  | 125,760        | 3,682          | 129,442     | 2.8%            |
|                    | March 7, 2021      | 90,673         | 3,406          | 94,079      | 3.6%            |
|                    | March 14, 2021     | 99,281         | 3,006          | 102,287     | 2.9%            |
|                    | March 21, 2021     | 88,658         | 3,425          | 92,083      | 3.7%            |
|                    | March 28, 2021     | 89,170         | 4,187          | 93,357      | 4.5%            |
|                    | April 4, 2021      | 104,017        | 5,205          | 109,222     | 4.8%            |
|                    | April 11, 2021     | 107,805        | 6,071          | 113,876     | 5.3%            |
|                    | April 18, 2021     | 125,494        | 8,069          | 133,563     | 6.0%            |
|                    | April 25, 2021     | 102,669        | 7,465          | 110,134     | 6.8%            |
|                    | May 2, 2021        | 104,358        | 6,763          | 111,121     | 6.1%            |
|                    | May 9, 2021        | 96,583         | 6,572          | 103,155     | 6.4%            |
|                    | May 16, 2021       | 101,474        | 5,759          | 107,233     | 5.4%            |
|                    | May 23, 2021       | 89,827         | 4,257          | 94,084      | 4.5%            |
|                    | May 30, 2021       | 22,424         | 1,025          | 23,449      | 4.4%            |
| Baker              | March 29, 2020     | 5              | 0              | 5           | 0.0%            |
|                    | April 5, 2020      | 10             | 0              | 10          | 0.0%            |
|                    | April 12, 2020     | 24             | 0              | 24          | 0.0%            |
|                    | April 19, 2020     | 23             | 2              | 25          | 8.0%            |
|                    | April 26, 2020     | 20             | 0              | 20          | 0.0%            |
|                    | May 3, 2020        | 20             | 4              | 24          | 16.7%           |
|                    | May 10, 2020       | 38             | 21             | 59          | 35.6%           |
|                    | May 17, 2020       | 38             | 18             | 56          | 32.1%           |
|                    | May 24, 2020       | 44             | 18             | 62          | 29.0%           |
|                    | May 31, 2020       | 52             | 26             | 78          | 33.3%           |
|                    | June 7, 2020       | 51             | 14             | 65          | 21.5%           |
|                    | June 14, 2020      | 56             | 8              | 64          | 12.5%           |
|                    | June 21, 2020      | 72             | 19             | 91          | 20.9%           |
|                    | June 28, 2020      | 84             | 17             | 101         | 16.8%           |
|                    | July 5, 2020       | 115            | 53             | 168         | 31.5%           |
|                    | July 12, 2020      | 96             | 31             | 127         | 24.4%           |
|                    | July 19, 2020      | 105            | 32             | 137         | 23.4%           |
|                    | July 26, 2020      | 170            | 30             | 200         | 15.0%           |
|                    | August 2, 2020     | 108            | 85             | 193         | 44.0%           |
|                    | August 9, 2020     | 137            | 50             | 187         | 26.7%           |
|                    | August 16, 2020    | 201            | 64             | 265         | 24.2%           |
|                    | August 23, 2020    | 87             | 25             | 112         | 22.3%           |
|                    | August 30, 2020    | 92             | 28             | 120         | 23.3%           |
|                    | September 6, 2020  | 168            | 24             | 192         | 12.5%           |
| September 13, 2020 | 145                | 24             | 169            | 14.2%       |                 |
| September 20, 2020 | 178                | 21             | 199            | 10.6%       |                 |
| September 27, 2020 | 152                | 36             | 188            | 19.1%       |                 |
| October 4, 2020    | 186                | 53             | 239            | 22.2%       |                 |
| October 11, 2020   | 155                | 47             | 202            | 23.3%       |                 |
| October 18, 2020   | 148                | 50             | 198            | 25.3%       |                 |

## Trends in Test Positivity and Testing by County

| County       | Week of Week Begin | Negative Tests | Positive Tests | Total Tests | Test Positivity |
|--------------|--------------------|----------------|----------------|-------------|-----------------|
| Baker        | October 25, 2020   | 229            | 72             | 301         | 23.9%           |
|              | November 1, 2020   | 252            | 87             | 339         | 25.7%           |
|              | November 8, 2020   | 192            | 41             | 233         | 17.6%           |
|              | November 15, 2020  | 218            | 91             | 309         | 29.4%           |
|              | November 22, 2020  | 169            | 57             | 226         | 25.2%           |
|              | November 29, 2020  | 374            | 91             | 465         | 19.6%           |
|              | December 6, 2020   | 301            | 64             | 365         | 17.5%           |
|              | December 13, 2020  | 651            | 39             | 690         | 5.7%            |
|              | December 20, 2020  | 455            | 54             | 509         | 10.6%           |
|              | December 27, 2020  | 264            | 51             | 315         | 16.2%           |
|              | January 3, 2021    | 390            | 20             | 410         | 4.9%            |
|              | January 10, 2021   | 350            | 37             | 387         | 9.6%            |
|              | January 17, 2021   | 424            | 29             | 453         | 6.4%            |
|              | January 24, 2021   | 483            | 9              | 492         | 1.8%            |
|              | January 31, 2021   | 277            | 15             | 292         | 5.1%            |
|              | February 7, 2021   | 307            | 9              | 316         | 2.8%            |
|              | February 14, 2021  | 215            | 26             | 241         | 10.8%           |
|              | February 21, 2021  | 348            | 23             | 371         | 6.2%            |
|              | February 28, 2021  | 157            | 11             | 168         | 6.5%            |
|              | March 7, 2021      | 302            | 13             | 315         | 4.1%            |
|              | March 14, 2021     | 489            | 6              | 495         | 1.2%            |
|              | March 21, 2021     | 161            | 19             | 180         | 10.6%           |
|              | March 28, 2021     | 491            | 40             | 531         | 7.5%            |
|              | April 4, 2021      | 387            | 26             | 413         | 6.3%            |
|              | April 11, 2021     | 365            | 47             | 412         | 11.4%           |
|              | April 18, 2021     | 255            | 40             | 295         | 13.6%           |
|              | April 25, 2021     | 226            | 17             | 243         | 7.0%            |
|              | May 2, 2021        | 210            | 26             | 236         | 11.0%           |
|              | May 9, 2021        | 138            | 8              | 146         | 5.5%            |
|              | May 16, 2021       | 131            | 2              | 133         | 1.5%            |
| May 23, 2021 | 229                | 8              | 237            | 3.4%        |                 |
| May 30, 2021 | 27                 | 0              | 27             | 0.0%        |                 |
| Benton       | March 29, 2020     | 48             | 6              | 54          | 11.1%           |
|              | April 5, 2020      | 136            | 7              | 143         | 4.9%            |
|              | April 12, 2020     | 102            | 5              | 107         | 4.7%            |
|              | April 19, 2020     | 288            | 9              | 297         | 3.0%            |
|              | April 26, 2020     | 823            | 10             | 833         | 1.2%            |
|              | May 3, 2020        | 1,204          | 10             | 1,214       | 0.8%            |
|              | May 10, 2020       | 1,042          | 6              | 1,048       | 0.6%            |
|              | May 17, 2020       | 586            | 3              | 589         | 0.5%            |
|              | May 24, 2020       | 456            | 5              | 461         | 1.1%            |
|              | May 31, 2020       | 547            | 8              | 555         | 1.4%            |
|              | June 7, 2020       | 963            | 4              | 967         | 0.4%            |
|              | June 14, 2020      | 1,641          | 11             | 1,652       | 0.7%            |
|              | June 21, 2020      | 871            | 16             | 887         | 1.8%            |
|              | June 28, 2020      | 322            | 9              | 331         | 2.7%            |

## Trends in Test Positivity and Testing by County

| County         | Week of Week Begin | Negative Tests | Positive Tests | Total Tests | Test Positivity |
|----------------|--------------------|----------------|----------------|-------------|-----------------|
| Benton         | July 5, 2020       | 632            | 23             | 655         | 3.5%            |
|                | July 12, 2020      | 601            | 13             | 614         | 2.1%            |
|                | July 19, 2020      | 1,824          | 22             | 1,846       | 1.2%            |
|                | July 26, 2020      | 796            | 27             | 823         | 3.3%            |
|                | August 2, 2020     | 744            | 47             | 791         | 5.9%            |
|                | August 9, 2020     | 900            | 22             | 922         | 2.4%            |
|                | August 16, 2020    | 1,155          | 42             | 1,197       | 3.5%            |
|                | August 23, 2020    | 1,017          | 320            | 1,337       | 23.9%           |
|                | August 30, 2020    | 1,325          | 242            | 1,567       | 15.4%           |
|                | September 6, 2020  | 1,321          | 26             | 1,347       | 1.9%            |
|                | September 13, 2020 | 1,372          | 165            | 1,537       | 10.7%           |
|                | September 20, 2020 | 2,006          | 43             | 2,049       | 2.1%            |
|                | September 27, 2020 | 2,310          | 42             | 2,352       | 1.8%            |
|                | October 4, 2020    | 2,352          | 47             | 2,399       | 2.0%            |
|                | October 11, 2020   | 3,629          | 30             | 3,659       | 0.8%            |
|                | October 18, 2020   | 4,054          | 30             | 4,084       | 0.7%            |
|                | October 25, 2020   | 3,599          | 30             | 3,629       | 0.8%            |
|                | November 1, 2020   | 3,502          | 46             | 3,548       | 1.3%            |
|                | November 8, 2020   | 3,013          | 65             | 3,078       | 2.1%            |
|                | November 15, 2020  | 3,942          | 88             | 4,030       | 2.2%            |
|                | November 22, 2020  | 3,569          | 115            | 3,684       | 3.1%            |
|                | November 29, 2020  | 6,848          | 251            | 7,099       | 3.5%            |
|                | December 6, 2020   | 4,511          | 199            | 4,710       | 4.2%            |
|                | December 13, 2020  | 4,459          | 194            | 4,653       | 4.2%            |
|                | December 20, 2020  | 3,019          | 117            | 3,136       | 3.7%            |
|                | December 27, 2020  | 2,943          | 141            | 3,084       | 4.6%            |
|                | January 3, 2021    | 4,770          | 181            | 4,951       | 3.7%            |
|                | January 10, 2021   | 4,618          | 180            | 4,798       | 3.8%            |
|                | January 17, 2021   | 3,746          | 170            | 3,916       | 4.3%            |
|                | January 24, 2021   | 4,946          | 140            | 5,086       | 2.8%            |
|                | January 31, 2021   | 3,936          | 192            | 4,128       | 4.7%            |
|                | February 7, 2021   | 3,809          | 155            | 3,964       | 3.9%            |
|                | February 14, 2021  | 3,375          | 92             | 3,467       | 2.7%            |
|                | February 21, 2021  | 3,852          | 122            | 3,974       | 3.1%            |
|                | February 28, 2021  | 3,418          | 49             | 3,467       | 1.4%            |
|                | March 7, 2021      | 3,410          | 54             | 3,464       | 1.6%            |
| March 14, 2021 | 3,238              | 63             | 3,301          | 1.9%        |                 |
| March 21, 2021 | 2,202              | 88             | 2,290          | 3.8%        |                 |
| March 28, 2021 | 2,949              | 75             | 3,024          | 2.5%        |                 |
| April 4, 2021  | 3,444              | 79             | 3,523          | 2.2%        |                 |
| April 11, 2021 | 3,103              | 98             | 3,201          | 3.1%        |                 |
| April 18, 2021 | 4,916              | 112            | 5,028          | 2.2%        |                 |
| April 25, 2021 | 4,069              | 131            | 4,200          | 3.1%        |                 |
| May 2, 2021    | 4,406              | 157            | 4,563          | 3.4%        |                 |
| May 9, 2021    | 2,660              | 111            | 2,771          | 4.0%        |                 |
| May 16, 2021   | 2,258              | 43             | 2,301          | 1.9%        |                 |

## Trends in Test Positivity and Testing by County

| County            | Week of Week Begin | Negative Tests | Positive Tests | Total Tests | Test Positivity |
|-------------------|--------------------|----------------|----------------|-------------|-----------------|
| Benton            | May 23, 2021       | 2,026          | 45             | 2,071       | 2.2%            |
|                   | May 30, 2021       | 469            | 12             | 481         | 2.5%            |
| Clackamas         | March 29, 2020     | 1,485          | 138            | 1,623       | 8.5%            |
|                   | April 5, 2020      | 1,610          | 64             | 1,674       | 3.8%            |
|                   | April 12, 2020     | 1,596          | 95             | 1,691       | 5.6%            |
|                   | April 19, 2020     | 2,112          | 138            | 2,250       | 6.1%            |
|                   | April 26, 2020     | 2,634          | 77             | 2,711       | 2.8%            |
|                   | May 3, 2020        | 2,693          | 52             | 2,745       | 1.9%            |
|                   | May 10, 2020       | 3,108          | 69             | 3,177       | 2.2%            |
|                   | May 17, 2020       | 3,176          | 46             | 3,222       | 1.4%            |
|                   | May 24, 2020       | 3,081          | 33             | 3,114       | 1.1%            |
|                   | May 31, 2020       | 3,670          | 98             | 3,768       | 2.6%            |
|                   | June 7, 2020       | 5,179          | 197            | 5,376       | 3.7%            |
|                   | June 14, 2020      | 5,774          | 194            | 5,968       | 3.3%            |
|                   | June 21, 2020      | 5,410          | 204            | 5,614       | 3.6%            |
|                   | June 28, 2020      | 6,630          | 324            | 6,954       | 4.7%            |
|                   | July 5, 2020       | 6,352          | 312            | 6,664       | 4.7%            |
|                   | July 12, 2020      | 6,835          | 258            | 7,093       | 3.6%            |
|                   | July 19, 2020      | 6,959          | 243            | 7,202       | 3.4%            |
|                   | July 26, 2020      | 5,526          | 202            | 5,728       | 3.5%            |
|                   | August 2, 2020     | 3,110          | 543            | 3,653       | 14.9%           |
|                   | August 9, 2020     | 5,591          | 205            | 5,796       | 3.5%            |
|                   | August 16, 2020    | 5,072          | 203            | 5,275       | 3.8%            |
|                   | August 23, 2020    | 5,297          | 186            | 5,483       | 3.4%            |
|                   | August 30, 2020    | 4,758          | 152            | 4,910       | 3.1%            |
|                   | September 6, 2020  | 4,001          | 119            | 4,120       | 2.9%            |
|                   | September 13, 2020 | 3,885          | 160            | 4,045       | 4.0%            |
|                   | September 20, 2020 | 4,995          | 186            | 5,181       | 3.6%            |
|                   | September 27, 2020 | 5,238          | 200            | 5,438       | 3.7%            |
|                   | October 4, 2020    | 6,736          | 273            | 7,009       | 3.9%            |
|                   | October 11, 2020   | 8,714          | 301            | 9,015       | 3.3%            |
|                   | October 18, 2020   | 9,220          | 346            | 9,566       | 3.6%            |
|                   | October 25, 2020   | 11,066         | 548            | 11,614      | 4.7%            |
|                   | November 1, 2020   | 10,365         | 745            | 11,110      | 6.7%            |
| November 8, 2020  | 12,371             | 873            | 13,244         | 6.6%        |                 |
| November 15, 2020 | 12,868             | 1,184          | 14,052         | 8.4%        |                 |
| November 22, 2020 | 14,800             | 1,532          | 16,332         | 9.4%        |                 |
| November 29, 2020 | 15,356             | 1,237          | 16,593         | 7.5%        |                 |
| December 6, 2020  | 13,787             | 1,039          | 14,826         | 7.0%        |                 |
| December 13, 2020 | 15,596             | 1,073          | 16,669         | 6.4%        |                 |
| December 20, 2020 | 13,353             | 846            | 14,199         | 6.0%        |                 |
| December 27, 2020 | 11,902             | 921            | 12,823         | 7.2%        |                 |
| January 3, 2021   | 9,765              | 894            | 10,659         | 8.4%        |                 |
| January 10, 2021  | 11,913             | 694            | 12,607         | 5.5%        |                 |
| January 17, 2021  | 10,531             | 587            | 11,118         | 5.3%        |                 |
| January 24, 2021  | 10,718             | 703            | 11,421         | 6.2%        |                 |

## Trends in Test Positivity and Testing by County

| County    | Week of Week Begin | Negative Tests | Positive Tests | Total Tests | Test Positivity |
|-----------|--------------------|----------------|----------------|-------------|-----------------|
| Clackamas | January 31, 2021   | 10,128         | 528            | 10,656      | 5.0%            |
|           | February 7, 2021   | 9,099          | 380            | 9,479       | 4.0%            |
|           | February 14, 2021  | 5,718          | 233            | 5,951       | 3.9%            |
|           | February 21, 2021  | 10,498         | 384            | 10,882      | 3.5%            |
|           | February 28, 2021  | 11,910         | 411            | 12,321      | 3.3%            |
|           | March 7, 2021      | 8,328          | 428            | 8,756       | 4.9%            |
|           | March 14, 2021     | 10,298         | 388            | 10,686      | 3.6%            |
|           | March 21, 2021     | 8,831          | 463            | 9,294       | 5.0%            |
|           | March 28, 2021     | 7,883          | 509            | 8,392       | 6.1%            |
|           | April 4, 2021      | 8,052          | 568            | 8,620       | 6.6%            |
|           | April 11, 2021     | 9,136          | 680            | 9,816       | 6.9%            |
|           | April 18, 2021     | 11,436         | 806            | 12,242      | 6.6%            |
|           | April 25, 2021     | 9,234          | 920            | 10,154      | 9.1%            |
|           | May 2, 2021        | 9,834          | 862            | 10,696      | 8.1%            |
|           | May 9, 2021        | 9,705          | 874            | 10,579      | 8.3%            |
|           | May 16, 2021       | 12,699         | 1,020          | 13,719      | 7.4%            |
|           | May 23, 2021       | 9,476          | 677            | 10,153      | 6.7%            |
|           | May 30, 2021       | 2,080          | 131            | 2,211       | 5.9%            |
| Clatsop   | March 29, 2020     | 192            | 1              | 193         | 0.5%            |
|           | April 5, 2020      | 178            | 1              | 179         | 0.6%            |
|           | April 12, 2020     | 172            | 0              | 172         | 0.0%            |
|           | April 19, 2020     | 157            | 0              | 157         | 0.0%            |
|           | April 26, 2020     | 204            | 3              | 207         | 1.4%            |
|           | May 3, 2020        | 311            | 10             | 321         | 3.1%            |
|           | May 10, 2020       | 474            | 77             | 551         | 14.0%           |
|           | May 17, 2020       | 516            | 10             | 526         | 1.9%            |
|           | May 24, 2020       | 394            | 1              | 395         | 0.3%            |
|           | May 31, 2020       | 431            | 0              | 431         | 0.0%            |
|           | June 7, 2020       | 465            | 0              | 465         | 0.0%            |
|           | June 14, 2020      | 485            | 1              | 486         | 0.2%            |
|           | June 21, 2020      | 478            | 4              | 482         | 0.8%            |
|           | June 28, 2020      | 464            | 9              | 473         | 1.9%            |
|           | July 5, 2020       | 530            | 8              | 538         | 1.5%            |
|           | July 12, 2020      | 686            | 12             | 698         | 1.7%            |
|           | July 19, 2020      | 566            | 16             | 582         | 2.7%            |
|           | July 26, 2020      | 474            | 18             | 492         | 3.7%            |
|           | August 2, 2020     | 344            | 107            | 451         | 23.7%           |
|           | August 9, 2020     | 555            | 37             | 592         | 6.3%            |
|           | August 16, 2020    | 595            | 59             | 654         | 9.0%            |
|           | August 23, 2020    | 591            | 16             | 607         | 2.6%            |
|           | August 30, 2020    | 473            | 2              | 475         | 0.4%            |
|           | September 6, 2020  | 336            | 16             | 352         | 4.5%            |
|           | September 13, 2020 | 337            | 17             | 354         | 4.8%            |
|           | September 20, 2020 | 416            | 50             | 466         | 10.7%           |
|           | September 27, 2020 | 521            | 21             | 542         | 3.9%            |
|           | October 4, 2020    | 564            | 10             | 574         | 1.7%            |

## Trends in Test Positivity and Testing by County

| County       | Week of Week Begin | Negative Tests | Positive Tests | Total Tests | Test Positivity |
|--------------|--------------------|----------------|----------------|-------------|-----------------|
| Clatsop      | October 11, 2020   | 802            | 12             | 814         | 1.5%            |
|              | October 18, 2020   | 669            | 8              | 677         | 1.2%            |
|              | October 25, 2020   | 724            | 46             | 770         | 6.0%            |
|              | November 1, 2020   | 955            | 53             | 1,008       | 5.3%            |
|              | November 8, 2020   | 817            | 24             | 841         | 2.9%            |
|              | November 15, 2020  | 809            | 51             | 860         | 5.9%            |
|              | November 22, 2020  | 733            | 57             | 790         | 7.2%            |
|              | November 29, 2020  | 861            | 67             | 928         | 7.2%            |
|              | December 6, 2020   | 1,036          | 84             | 1,120       | 7.5%            |
|              | December 13, 2020  | 1,087          | 56             | 1,143       | 4.9%            |
|              | December 20, 2020  | 729            | 45             | 774         | 5.8%            |
|              | December 27, 2020  | 1,003          | 78             | 1,081       | 7.2%            |
|              | January 3, 2021    | 870            | 48             | 918         | 5.2%            |
|              | January 10, 2021   | 1,022          | 69             | 1,091       | 6.3%            |
|              | January 17, 2021   | 924            | 47             | 971         | 4.8%            |
|              | January 24, 2021   | 802            | 26             | 828         | 3.1%            |
|              | January 31, 2021   | 758            | 29             | 787         | 3.7%            |
|              | February 7, 2021   | 712            | 9              | 721         | 1.2%            |
|              | February 14, 2021  | 490            | 12             | 502         | 2.4%            |
|              | February 21, 2021  | 873            | 28             | 901         | 3.1%            |
|              | February 28, 2021  | 653            | 22             | 675         | 3.3%            |
|              | March 7, 2021      | 457            | 28             | 485         | 5.8%            |
|              | March 14, 2021     | 529            | 21             | 550         | 3.8%            |
|              | March 21, 2021     | 607            | 39             | 646         | 6.0%            |
|              | March 28, 2021     | 575            | 28             | 603         | 4.6%            |
|              | April 4, 2021      | 599            | 29             | 628         | 4.6%            |
|              | April 11, 2021     | 670            | 43             | 713         | 6.0%            |
|              | April 18, 2021     | 724            | 47             | 771         | 6.1%            |
|              | April 25, 2021     | 673            | 47             | 720         | 6.5%            |
|              | May 2, 2021        | 566            | 20             | 586         | 3.4%            |
|              | May 9, 2021        | 579            | 25             | 604         | 4.1%            |
|              | May 16, 2021       | 585            | 16             | 601         | 2.7%            |
| May 23, 2021 | 527                | 8              | 535            | 1.5%        |                 |
| May 30, 2021 | 132                | 2              | 134            | 1.5%        |                 |
| Columbia     | March 29, 2020     | 146            | 5              | 151         | 3.3%            |
|              | April 5, 2020      | 245            | 10             | 255         | 3.9%            |
|              | April 12, 2020     | 180            | 2              | 182         | 1.1%            |
|              | April 19, 2020     | 200            | 1              | 201         | 0.5%            |
|              | April 26, 2020     | 263            | 0              | 263         | 0.0%            |
|              | May 3, 2020        | 305            | 1              | 306         | 0.3%            |
|              | May 10, 2020       | 358            | 2              | 360         | 0.6%            |
|              | May 17, 2020       | 366            | 0              | 366         | 0.0%            |
|              | May 24, 2020       | 296            | 0              | 296         | 0.0%            |
|              | May 31, 2020       | 307            | 0              | 307         | 0.0%            |
|              | June 7, 2020       | 468            | 4              | 472         | 0.8%            |
|              | June 14, 2020      | 483            | 10             | 493         | 2.0%            |



## Trends in Test Positivity and Testing by County

| County         | Week of Week Begin | Negative Tests | Positive Tests | Total Tests | Test Positivity |
|----------------|--------------------|----------------|----------------|-------------|-----------------|
| Columbia       | June 21, 2020      | 516            | 3              | 519         | 0.6%            |
|                | June 28, 2020      | 626            | 12             | 638         | 1.9%            |
|                | July 5, 2020       | 644            | 12             | 656         | 1.8%            |
|                | July 12, 2020      | 688            | 18             | 706         | 2.5%            |
|                | July 19, 2020      | 546            | 14             | 560         | 2.5%            |
|                | July 26, 2020      | 445            | 7              | 452         | 1.5%            |
|                | August 2, 2020     | 395            | 100            | 495         | 20.2%           |
|                | August 9, 2020     | 530            | 17             | 547         | 3.1%            |
|                | August 16, 2020    | 564            | 22             | 586         | 3.8%            |
|                | August 23, 2020    | 634            | 8              | 642         | 1.2%            |
|                | August 30, 2020    | 557            | 7              | 564         | 1.2%            |
|                | September 6, 2020  | 514            | 10             | 524         | 1.9%            |
|                | September 13, 2020 | 438            | 12             | 450         | 2.7%            |
|                | September 20, 2020 | 675            | 34             | 709         | 4.8%            |
|                | September 27, 2020 | 627            | 46             | 673         | 6.8%            |
|                | October 4, 2020    | 786            | 25             | 811         | 3.1%            |
|                | October 11, 2020   | 765            | 22             | 787         | 2.8%            |
|                | October 18, 2020   | 815            | 17             | 832         | 2.0%            |
|                | October 25, 2020   | 913            | 29             | 942         | 3.1%            |
|                | November 1, 2020   | 854            | 41             | 895         | 4.6%            |
|                | November 8, 2020   | 832            | 65             | 897         | 7.2%            |
|                | November 15, 2020  | 1,006          | 85             | 1,091       | 7.8%            |
|                | November 22, 2020  | 1,060          | 111            | 1,171       | 9.5%            |
|                | November 29, 2020  | 1,470          | 142            | 1,612       | 8.8%            |
|                | December 6, 2020   | 1,511          | 80             | 1,591       | 5.0%            |
|                | December 13, 2020  | 1,512          | 82             | 1,594       | 5.1%            |
|                | December 20, 2020  | 992            | 82             | 1,074       | 7.6%            |
|                | December 27, 2020  | 1,171          | 95             | 1,266       | 7.5%            |
|                | January 3, 2021    | 828            | 77             | 905         | 8.5%            |
|                | January 10, 2021   | 1,027          | 100            | 1,127       | 8.9%            |
|                | January 17, 2021   | 898            | 43             | 941         | 4.6%            |
|                | January 24, 2021   | 1,030          | 54             | 1,084       | 5.0%            |
|                | January 31, 2021   | 799            | 29             | 828         | 3.5%            |
|                | February 7, 2021   | 818            | 39             | 857         | 4.6%            |
|                | February 14, 2021  | 574            | 48             | 622         | 7.7%            |
|                | February 21, 2021  | 1,009          | 66             | 1,075       | 6.1%            |
|                | February 28, 2021  | 1,443          | 30             | 1,473       | 2.0%            |
|                | March 7, 2021      | 803            | 22             | 825         | 2.7%            |
|                | March 14, 2021     | 802            | 22             | 824         | 2.7%            |
|                | March 21, 2021     | 884            | 51             | 935         | 5.5%            |
| March 28, 2021 | 852                | 96             | 948            | 10.1%       |                 |
| April 4, 2021  | 1,058              | 101            | 1,159          | 8.7%        |                 |
| April 11, 2021 | 1,179              | 63             | 1,242          | 5.1%        |                 |
| April 18, 2021 | 1,063              | 91             | 1,154          | 7.9%        |                 |
| April 25, 2021 | 1,001              | 82             | 1,083          | 7.6%        |                 |
| May 2, 2021    | 988                | 65             | 1,053          | 6.2%        |                 |

## Trends in Test Positivity and Testing by County

| County            | Week of Week Begin | Negative Tests | Positive Tests | Total Tests | Test Positivity |
|-------------------|--------------------|----------------|----------------|-------------|-----------------|
| Columbia          | May 9, 2021        | 819            | 73             | 892         | 8.2%            |
|                   | May 16, 2021       | 947            | 42             | 989         | 4.2%            |
|                   | May 23, 2021       | 874            | 49             | 923         | 5.3%            |
|                   | May 30, 2021       | 269            | 14             | 283         | 4.9%            |
| Coos              | March 29, 2020     | 107            | 14             | 121         | 11.6%           |
|                   | April 5, 2020      | 112            | 1              | 113         | 0.9%            |
|                   | April 12, 2020     | 113            | 0              | 113         | 0.0%            |
|                   | April 19, 2020     | 114            | 9              | 123         | 7.3%            |
|                   | April 26, 2020     | 177            | 10             | 187         | 5.3%            |
|                   | May 3, 2020        | 157            | 4              | 161         | 2.5%            |
|                   | May 10, 2020       | 256            | 2              | 258         | 0.8%            |
|                   | May 17, 2020       | 240            | 0              | 240         | 0.0%            |
|                   | May 24, 2020       | 246            | 5              | 251         | 2.0%            |
|                   | May 31, 2020       | 236            | 3              | 239         | 1.3%            |
|                   | June 7, 2020       | 408            | 1              | 409         | 0.2%            |
|                   | June 14, 2020      | 426            | 1              | 427         | 0.2%            |
|                   | June 21, 2020      | 388            | 6              | 394         | 1.5%            |
|                   | June 28, 2020      | 347            | 4              | 351         | 1.1%            |
|                   | July 5, 2020       | 354            | 13             | 367         | 3.5%            |
|                   | July 12, 2020      | 493            | 13             | 506         | 2.6%            |
|                   | July 19, 2020      | 761            | 13             | 774         | 1.7%            |
|                   | July 26, 2020      | 485            | 8              | 493         | 1.6%            |
|                   | August 2, 2020     | 290            | 13             | 303         | 4.3%            |
|                   | August 9, 2020     | 286            | 2              | 288         | 0.7%            |
|                   | August 16, 2020    | 466            | 2              | 468         | 0.4%            |
|                   | August 23, 2020    | 595            | 24             | 619         | 3.9%            |
|                   | August 30, 2020    | 566            | 11             | 577         | 1.9%            |
|                   | September 6, 2020  | 654            | 9              | 663         | 1.4%            |
|                   | September 13, 2020 | 540            | 6              | 546         | 1.1%            |
|                   | September 20, 2020 | 650            | 16             | 666         | 2.4%            |
|                   | September 27, 2020 | 821            | 60             | 881         | 6.8%            |
|                   | October 4, 2020    | 856            | 23             | 879         | 2.6%            |
|                   | October 11, 2020   | 784            | 9              | 793         | 1.1%            |
|                   | October 18, 2020   | 796            | 42             | 838         | 5.0%            |
|                   | October 25, 2020   | 1,140          | 40             | 1,180       | 3.4%            |
|                   | November 1, 2020   | 977            | 18             | 995         | 1.8%            |
|                   | November 8, 2020   | 1,244          | 46             | 1,290       | 3.6%            |
| November 15, 2020 | 978                | 24             | 1,002          | 2.4%        |                 |
| November 22, 2020 | 938                | 41             | 979            | 4.2%        |                 |
| November 29, 2020 | 1,298              | 67             | 1,365          | 4.9%        |                 |
| December 6, 2020  | 1,141              | 62             | 1,203          | 5.2%        |                 |
| December 13, 2020 | 1,119              | 53             | 1,172          | 4.5%        |                 |
| December 20, 2020 | 1,261              | 66             | 1,327          | 5.0%        |                 |
| December 27, 2020 | 919                | 53             | 972            | 5.5%        |                 |
| January 3, 2021   | 1,180              | 80             | 1,260          | 6.3%        |                 |
| January 10, 2021  | 1,379              | 51             | 1,430          | 3.6%        |                 |

## Trends in Test Positivity and Testing by County

| County             | Week of Week Begin | Negative Tests | Positive Tests | Total Tests | Test Positivity |
|--------------------|--------------------|----------------|----------------|-------------|-----------------|
| Coos               | January 17, 2021   | 1,349          | 76             | 1,425       | 5.3%            |
|                    | January 24, 2021   | 1,297          | 188            | 1,485       | 12.7%           |
|                    | January 31, 2021   | 1,330          | 120            | 1,450       | 8.3%            |
|                    | February 7, 2021   | 1,380          | 120            | 1,500       | 8.0%            |
|                    | February 14, 2021  | 1,105          | 75             | 1,180       | 6.4%            |
|                    | February 21, 2021  | 1,813          | 229            | 2,042       | 11.2%           |
|                    | February 28, 2021  | 1,390          | 126            | 1,516       | 8.3%            |
|                    | March 7, 2021      | 1,254          | 167            | 1,421       | 11.8%           |
|                    | March 14, 2021     | 1,346          | 122            | 1,468       | 8.3%            |
|                    | March 21, 2021     | 1,358          | 101            | 1,459       | 6.9%            |
|                    | March 28, 2021     | 1,302          | 63             | 1,365       | 4.6%            |
|                    | April 4, 2021      | 1,234          | 47             | 1,281       | 3.7%            |
|                    | April 11, 2021     | 1,165          | 38             | 1,203       | 3.2%            |
|                    | April 18, 2021     | 1,368          | 44             | 1,412       | 3.1%            |
|                    | April 25, 2021     | 1,137          | 38             | 1,175       | 3.2%            |
|                    | May 2, 2021        | 1,071          | 21             | 1,092       | 1.9%            |
|                    | May 9, 2021        | 896            | 37             | 933         | 4.0%            |
|                    | May 16, 2021       | 844            | 33             | 877         | 3.8%            |
|                    | May 23, 2021       | 744            | 26             | 770         | 3.4%            |
|                    | May 30, 2021       | 192            | 2              | 194         | 1.0%            |
| Crook              | March 29, 2020     | 4              | 19             | 23          | 82.6%           |
|                    | April 5, 2020      | 13             | 66             | 79          | 83.5%           |
|                    | April 12, 2020     | 17             | 23             | 40          | 57.5%           |
|                    | April 19, 2020     | 20             | 30             | 50          | 60.0%           |
|                    | April 26, 2020     | 36             | 23             | 59          | 39.0%           |
|                    | May 3, 2020        | 49             | 13             | 62          | 21.0%           |
|                    | May 10, 2020       | 116            | 11             | 127         | 8.7%            |
|                    | May 17, 2020       | 114            | 3              | 117         | 2.6%            |
|                    | May 24, 2020       | 116            | 0              | 116         | 0.0%            |
|                    | May 31, 2020       | 118            | 1              | 119         | 0.8%            |
|                    | June 7, 2020       | 125            | 3              | 128         | 2.3%            |
|                    | June 14, 2020      | 141            | 0              | 141         | 0.0%            |
|                    | June 21, 2020      | 143            | 4              | 147         | 2.7%            |
|                    | June 28, 2020      | 129            | 1              | 130         | 0.8%            |
|                    | July 5, 2020       | 129            | 5              | 134         | 3.7%            |
|                    | July 12, 2020      | 131            | 7              | 138         | 5.1%            |
|                    | July 19, 2020      | 212            | 8              | 220         | 3.6%            |
|                    | July 26, 2020      | 227            | 8              | 235         | 3.4%            |
|                    | August 2, 2020     | 114            | 7              | 121         | 5.8%            |
|                    | August 9, 2020     | 205            | 2              | 207         | 1.0%            |
|                    | August 16, 2020    | 341            | 1              | 342         | 0.3%            |
|                    | August 23, 2020    | 239            | 8              | 247         | 3.2%            |
|                    | August 30, 2020    | 179            | 10             | 189         | 5.3%            |
|                    | September 6, 2020  | 146            | 1              | 147         | 0.7%            |
|                    | September 13, 2020 | 194            | 4              | 198         | 2.0%            |
| September 20, 2020 | 246                | 2              | 248            | 0.8%        |                 |

## Trends in Test Positivity and Testing by County

| County       | Week of Week Begin | Negative Tests | Positive Tests | Total Tests | Test Positivity |
|--------------|--------------------|----------------|----------------|-------------|-----------------|
| Crook        | September 27, 2020 | 249            | 0              | 249         | 0.0%            |
|              | October 4, 2020    | 299            | 8              | 307         | 2.6%            |
|              | October 11, 2020   | 280            | 12             | 292         | 4.1%            |
|              | October 18, 2020   | 339            | 14             | 353         | 4.0%            |
|              | October 25, 2020   | 476            | 13             | 489         | 2.7%            |
|              | November 1, 2020   | 447            | 24             | 471         | 5.1%            |
|              | November 8, 2020   | 590            | 36             | 626         | 5.8%            |
|              | November 15, 2020  | 585            | 27             | 612         | 4.4%            |
|              | November 22, 2020  | 554            | 44             | 598         | 7.4%            |
|              | November 29, 2020  | 546            | 49             | 595         | 8.2%            |
|              | December 6, 2020   | 776            | 81             | 857         | 9.5%            |
|              | December 13, 2020  | 605            | 57             | 662         | 8.6%            |
|              | December 20, 2020  | 460            | 51             | 511         | 10.0%           |
|              | December 27, 2020  | 500            | 58             | 558         | 10.4%           |
|              | January 3, 2021    | 420            | 61             | 481         | 12.7%           |
|              | January 10, 2021   | 509            | 88             | 597         | 14.7%           |
|              | January 17, 2021   | 509            | 58             | 567         | 10.2%           |
|              | January 24, 2021   | 484            | 34             | 518         | 6.6%            |
|              | January 31, 2021   | 421            | 31             | 452         | 6.9%            |
|              | February 7, 2021   | 403            | 28             | 431         | 6.5%            |
|              | February 14, 2021  | 245            | 16             | 261         | 6.1%            |
|              | February 21, 2021  | 410            | 18             | 428         | 4.2%            |
|              | February 28, 2021  | 325            | 12             | 337         | 3.6%            |
|              | March 7, 2021      | 208            | 8              | 216         | 3.7%            |
|              | March 14, 2021     | 297            | 16             | 313         | 5.1%            |
|              | March 21, 2021     | 476            | 9              | 485         | 1.9%            |
|              | March 28, 2021     | 542            | 10             | 552         | 1.8%            |
|              | April 4, 2021      | 615            | 14             | 629         | 2.2%            |
|              | April 11, 2021     | 620            | 42             | 662         | 6.3%            |
|              | April 18, 2021     | 721            | 79             | 800         | 9.9%            |
|              | April 25, 2021     | 701            | 67             | 768         | 8.7%            |
|              | May 2, 2021        | 757            | 70             | 827         | 8.5%            |
| May 9, 2021  | 628                | 65             | 693            | 9.4%        |                 |
| May 16, 2021 | 599                | 50             | 649            | 7.7%        |                 |
| May 23, 2021 | 565                | 23             | 588            | 3.9%        |                 |
| May 30, 2021 | 152                | 14             | 166            | 8.4%        |                 |
| Curry        | March 29, 2020     | 25             | 3              | 28          | 10.7%           |
|              | April 5, 2020      | 32             | 5              | 37          | 13.5%           |
|              | April 12, 2020     | 17             | 1              | 18          | 5.6%            |
|              | April 19, 2020     | 53             | 0              | 53          | 0.0%            |
|              | April 26, 2020     | 44             | 2              | 46          | 4.3%            |
|              | May 3, 2020        | 41             | 0              | 41          | 0.0%            |
|              | May 10, 2020       | 53             | 0              | 53          | 0.0%            |
|              | May 17, 2020       | 54             | 3              | 57          | 5.3%            |
|              | May 24, 2020       | 53             | 3              | 56          | 5.4%            |
|              | May 31, 2020       | 55             | 0              | 55          | 0.0%            |

## Trends in Test Positivity and Testing by County

| County         | Week of Week Begin | Negative Tests | Positive Tests | Total Tests | Test Positivity |
|----------------|--------------------|----------------|----------------|-------------|-----------------|
| Curry          | June 7, 2020       | 56             | 0              | 56          | 0.0%            |
|                | June 14, 2020      | 171            | 0              | 171         | 0.0%            |
|                | June 21, 2020      | 52             | 0              | 52          | 0.0%            |
|                | June 28, 2020      | 92             | 0              | 92          | 0.0%            |
|                | July 5, 2020       | 77             | 0              | 77          | 0.0%            |
|                | July 12, 2020      | 59             | 0              | 59          | 0.0%            |
|                | July 19, 2020      | 101            | 1              | 102         | 1.0%            |
|                | July 26, 2020      | 79             | 0              | 79          | 0.0%            |
|                | August 2, 2020     | 60             | 0              | 60          | 0.0%            |
|                | August 9, 2020     | 82             | 2              | 84          | 2.4%            |
|                | August 16, 2020    | 103            | 0              | 103         | 0.0%            |
|                | August 23, 2020    | 100            | 0              | 100         | 0.0%            |
|                | August 30, 2020    | 158            | 3              | 161         | 1.9%            |
|                | September 6, 2020  | 100            | 2              | 102         | 2.0%            |
|                | September 13, 2020 | 209            | 1              | 210         | 0.5%            |
|                | September 20, 2020 | 146            | 1              | 147         | 0.7%            |
|                | September 27, 2020 | 142            | 1              | 143         | 0.7%            |
|                | October 4, 2020    | 168            | 6              | 174         | 3.4%            |
|                | October 11, 2020   | 254            | 11             | 265         | 4.2%            |
|                | October 18, 2020   | 294            | 0              | 294         | 0.0%            |
|                | October 25, 2020   | 179            | 2              | 181         | 1.1%            |
|                | November 1, 2020   | 137            | 5              | 142         | 3.5%            |
|                | November 8, 2020   | 210            | 6              | 216         | 2.8%            |
|                | November 15, 2020  | 133            | 8              | 141         | 5.7%            |
|                | November 22, 2020  | 142            | 14             | 156         | 9.0%            |
|                | November 29, 2020  | 258            | 24             | 282         | 8.5%            |
|                | December 6, 2020   | 508            | 35             | 543         | 6.4%            |
|                | December 13, 2020  | 407            | 32             | 439         | 7.3%            |
|                | December 20, 2020  | 521            | 27             | 548         | 4.9%            |
|                | December 27, 2020  | 306            | 18             | 324         | 5.6%            |
|                | January 3, 2021    | 424            | 2              | 426         | 0.5%            |
|                | January 10, 2021   | 433            | 22             | 455         | 4.8%            |
|                | January 17, 2021   | 315            | 7              | 322         | 2.2%            |
|                | January 24, 2021   | 286            | 8              | 294         | 2.7%            |
|                | January 31, 2021   | 266            | 16             | 282         | 5.7%            |
|                | February 7, 2021   | 330            | 23             | 353         | 6.5%            |
|                | February 14, 2021  | 193            | 21             | 214         | 9.8%            |
|                | February 21, 2021  | 330            | 40             | 370         | 10.8%           |
|                | February 28, 2021  | 278            | 21             | 299         | 7.0%            |
|                | March 7, 2021      | 392            | 23             | 415         | 5.5%            |
| March 14, 2021 | 392                | 39             | 431            | 9.0%        |                 |
| March 21, 2021 | 363                | 23             | 386            | 6.0%        |                 |
| March 28, 2021 | 354                | 16             | 370            | 4.3%        |                 |
| April 4, 2021  | 477                | 20             | 497            | 4.0%        |                 |
| April 11, 2021 | 296                | 10             | 306            | 3.3%        |                 |
| April 18, 2021 | 214                | 10             | 224            | 4.5%        |                 |

## Trends in Test Positivity and Testing by County

| County            | Week of Week Begin | Negative Tests | Positive Tests | Total Tests | Test Positivity |
|-------------------|--------------------|----------------|----------------|-------------|-----------------|
| Curry             | April 25, 2021     | 164            | 5              | 169         | 3.0%            |
|                   | May 2, 2021        | 204            | 15             | 219         | 6.8%            |
|                   | May 9, 2021        | 202            | 3              | 205         | 1.5%            |
|                   | May 16, 2021       | 156            | 9              | 165         | 5.5%            |
|                   | May 23, 2021       | 134            | 10             | 144         | 6.9%            |
|                   | May 30, 2021       | 46             | 5              | 51          | 9.8%            |
| Deschutes         | March 29, 2020     | 142            | 195            | 337         | 57.9%           |
|                   | April 5, 2020      | 132            | 480            | 612         | 78.4%           |
|                   | April 12, 2020     | 167            | 140            | 307         | 45.6%           |
|                   | April 19, 2020     | 198            | 217            | 415         | 52.3%           |
|                   | April 26, 2020     | 379            | 177            | 556         | 31.8%           |
|                   | May 3, 2020        | 456            | 107            | 563         | 19.0%           |
|                   | May 10, 2020       | 1,006          | 64             | 1,070       | 6.0%            |
|                   | May 17, 2020       | 1,026          | 24             | 1,050       | 2.3%            |
|                   | May 24, 2020       | 986            | 9              | 995         | 0.9%            |
|                   | May 31, 2020       | 1,140          | 9              | 1,149       | 0.8%            |
|                   | June 7, 2020       | 1,225          | 5              | 1,230       | 0.4%            |
|                   | June 14, 2020      | 1,774          | 8              | 1,782       | 0.4%            |
|                   | June 21, 2020      | 1,362          | 31             | 1,393       | 2.2%            |
|                   | June 28, 2020      | 1,448          | 44             | 1,492       | 2.9%            |
|                   | July 5, 2020       | 1,558          | 46             | 1,604       | 2.9%            |
|                   | July 12, 2020      | 1,663          | 79             | 1,742       | 4.5%            |
|                   | July 19, 2020      | 2,580          | 93             | 2,673       | 3.5%            |
|                   | July 26, 2020      | 2,998          | 75             | 3,073       | 2.4%            |
|                   | August 2, 2020     | 1,687          | 60             | 1,747       | 3.4%            |
|                   | August 9, 2020     | 1,707          | 42             | 1,749       | 2.4%            |
|                   | August 16, 2020    | 2,572          | 88             | 2,660       | 3.3%            |
|                   | August 23, 2020    | 1,599          | 198            | 1,797       | 11.0%           |
|                   | August 30, 2020    | 1,759          | 185            | 1,944       | 9.5%            |
|                   | September 6, 2020  | 1,914          | 35             | 1,949       | 1.8%            |
|                   | September 13, 2020 | 2,043          | 93             | 2,136       | 4.4%            |
|                   | September 20, 2020 | 2,346          | 69             | 2,415       | 2.9%            |
|                   | September 27, 2020 | 3,000          | 70             | 3,070       | 2.3%            |
|                   | October 4, 2020    | 3,337          | 63             | 3,400       | 1.9%            |
|                   | October 11, 2020   | 3,355          | 50             | 3,405       | 1.5%            |
|                   | October 18, 2020   | 3,408          | 80             | 3,488       | 2.3%            |
|                   | October 25, 2020   | 4,123          | 138            | 4,261       | 3.2%            |
|                   | November 1, 2020   | 4,622          | 174            | 4,796       | 3.6%            |
| November 8, 2020  | 5,527              | 217            | 5,744          | 3.8%        |                 |
| November 15, 2020 | 5,522              | 283            | 5,805          | 4.9%        |                 |
| November 22, 2020 | 5,591              | 513            | 6,104          | 8.4%        |                 |
| November 29, 2020 | 6,020              | 426            | 6,446          | 6.6%        |                 |
| December 6, 2020  | 7,090              | 444            | 7,534          | 5.9%        |                 |
| December 13, 2020 | 5,610              | 293            | 5,903          | 5.0%        |                 |
| December 20, 2020 | 5,933              | 277            | 6,210          | 4.5%        |                 |
| December 27, 2020 | 9,593              | 663            | 10,256         | 6.5%        |                 |

## Trends in Test Positivity and Testing by County

| County            | Week of Week Begin | Negative Tests | Positive Tests | Total Tests | Test Positivity |
|-------------------|--------------------|----------------|----------------|-------------|-----------------|
| Deschutes         | January 3, 2021    | 4,359          | 332            | 4,691       | 7.1%            |
|                   | January 10, 2021   | 6,202          | 380            | 6,582       | 5.8%            |
|                   | January 17, 2021   | 5,086          | 274            | 5,360       | 5.1%            |
|                   | January 24, 2021   | 4,696          | 181            | 4,877       | 3.7%            |
|                   | January 31, 2021   | 5,219          | 145            | 5,364       | 2.7%            |
|                   | February 7, 2021   | 5,139          | 166            | 5,305       | 3.1%            |
|                   | February 14, 2021  | 3,566          | 127            | 3,693       | 3.4%            |
|                   | February 21, 2021  | 5,011          | 140            | 5,151       | 2.7%            |
|                   | February 28, 2021  | 5,020          | 110            | 5,130       | 2.1%            |
|                   | March 7, 2021      | 3,369          | 75             | 3,444       | 2.2%            |
|                   | March 14, 2021     | 3,781          | 61             | 3,842       | 1.6%            |
|                   | March 21, 2021     | 3,784          | 133            | 3,917       | 3.4%            |
|                   | March 28, 2021     | 4,009          | 171            | 4,180       | 4.1%            |
|                   | April 4, 2021      | 3,839          | 295            | 4,134       | 7.1%            |
|                   | April 11, 2021     | 5,098          | 414            | 5,512       | 7.5%            |
|                   | April 18, 2021     | 5,701          | 540            | 6,241       | 8.7%            |
|                   | April 25, 2021     | 5,385          | 529            | 5,914       | 8.9%            |
|                   | May 2, 2021        | 5,408          | 542            | 5,950       | 9.1%            |
|                   | May 9, 2021        | 4,940          | 506            | 5,446       | 9.3%            |
|                   | May 16, 2021       | 3,818          | 308            | 4,126       | 7.5%            |
| May 23, 2021      | 3,262              | 252            | 3,514          | 7.2%        |                 |
| May 30, 2021      | 1,180              | 45             | 1,225          | 3.7%        |                 |
| Douglas           | March 29, 2020     | 96             | 4              | 100         | 4.0%            |
|                   | April 5, 2020      | 96             | 7              | 103         | 6.8%            |
|                   | April 12, 2020     | 117            | 9              | 126         | 7.1%            |
|                   | April 19, 2020     | 118            | 1              | 119         | 0.8%            |
|                   | April 26, 2020     | 258            | 1              | 259         | 0.4%            |
|                   | May 3, 2020        | 360            | 0              | 360         | 0.0%            |
|                   | May 10, 2020       | 400            | 1              | 401         | 0.2%            |
|                   | May 17, 2020       | 419            | 0              | 419         | 0.0%            |
|                   | May 24, 2020       | 445            | 23             | 468         | 4.9%            |
|                   | May 31, 2020       | 540            | 5              | 545         | 0.9%            |
|                   | June 7, 2020       | 655            | 2              | 657         | 0.3%            |
|                   | June 14, 2020      | 595            | 4              | 599         | 0.7%            |
|                   | June 21, 2020      | 593            | 4              | 597         | 0.7%            |
|                   | June 28, 2020      | 715            | 12             | 727         | 1.7%            |
|                   | July 5, 2020       | 723            | 7              | 730         | 1.0%            |
|                   | July 12, 2020      | 747            | 19             | 766         | 2.5%            |
|                   | July 19, 2020      | 1,133          | 34             | 1,167       | 2.9%            |
|                   | July 26, 2020      | 948            | 12             | 960         | 1.3%            |
|                   | August 2, 2020     | 623            | 8              | 631         | 1.3%            |
|                   | August 9, 2020     | 597            | 18             | 615         | 2.9%            |
| August 16, 2020   | 813                | 7              | 820            | 0.9%        |                 |
| August 23, 2020   | 946                | 11             | 957            | 1.1%        |                 |
| August 30, 2020   | 1,075              | 2              | 1,077          | 0.2%        |                 |
| September 6, 2020 | 968                | 4              | 972            | 0.4%        |                 |

## Trends in Test Positivity and Testing by County

| County         | Week of Week Begin | Negative Tests | Positive Tests | Total Tests | Test Positivity |
|----------------|--------------------|----------------|----------------|-------------|-----------------|
| Douglas        | September 13, 2020 | 802            | 37             | 839         | 4.4%            |
|                | September 20, 2020 | 1,053          | 185            | 1,238       | 14.9%           |
|                | September 27, 2020 | 1,286          | 61             | 1,347       | 4.5%            |
|                | October 4, 2020    | 1,182          | 25             | 1,207       | 2.1%            |
|                | October 11, 2020   | 1,343          | 41             | 1,384       | 3.0%            |
|                | October 18, 2020   | 1,329          | 51             | 1,380       | 3.7%            |
|                | October 25, 2020   | 1,451          | 16             | 1,467       | 1.1%            |
|                | November 1, 2020   | 1,212          | 63             | 1,275       | 4.9%            |
|                | November 8, 2020   | 1,728          | 135            | 1,863       | 7.2%            |
|                | November 15, 2020  | 2,254          | 142            | 2,396       | 5.9%            |
|                | November 22, 2020  | 2,228          | 117            | 2,345       | 5.0%            |
|                | November 29, 2020  | 2,881          | 180            | 3,061       | 5.9%            |
|                | December 6, 2020   | 2,025          | 98             | 2,123       | 4.6%            |
|                | December 13, 2020  | 2,100          | 53             | 2,153       | 2.5%            |
|                | December 20, 2020  | 2,079          | 136            | 2,215       | 6.1%            |
|                | December 27, 2020  | 1,747          | 99             | 1,846       | 5.4%            |
|                | January 3, 2021    | 1,731          | 110            | 1,841       | 6.0%            |
|                | January 10, 2021   | 2,321          | 108            | 2,429       | 4.4%            |
|                | January 17, 2021   | 2,256          | 105            | 2,361       | 4.4%            |
|                | January 24, 2021   | 2,053          | 141            | 2,194       | 6.4%            |
|                | January 31, 2021   | 2,108          | 114            | 2,222       | 5.1%            |
|                | February 7, 2021   | 2,526          | 193            | 2,719       | 7.1%            |
|                | February 14, 2021  | 2,458          | 163            | 2,621       | 6.2%            |
|                | February 21, 2021  | 2,808          | 188            | 2,996       | 6.3%            |
|                | February 28, 2021  | 2,543          | 144            | 2,687       | 5.4%            |
|                | March 7, 2021      | 2,274          | 103            | 2,377       | 4.3%            |
|                | March 14, 2021     | 2,105          | 75             | 2,180       | 3.4%            |
|                | March 21, 2021     | 1,966          | 76             | 2,042       | 3.7%            |
|                | March 28, 2021     | 2,087          | 114            | 2,201       | 5.2%            |
|                | April 4, 2021      | 5,192          | 102            | 5,294       | 1.9%            |
|                | April 11, 2021     | 1,898          | 74             | 1,972       | 3.8%            |
|                | April 18, 2021     | 2,169          | 51             | 2,220       | 2.3%            |
| April 25, 2021 | 1,663              | 70             | 1,733          | 4.0%        |                 |
| May 2, 2021    | 1,852              | 80             | 1,932          | 4.1%        |                 |
| May 9, 2021    | 1,726              | 78             | 1,804          | 4.3%        |                 |
| May 16, 2021   | 1,344              | 91             | 1,435          | 6.3%        |                 |
| May 23, 2021   | 1,355              | 133            | 1,488          | 8.9%        |                 |
| May 30, 2021   | 438                | 42             | 480            | 8.8%        |                 |
| Gilliam        | March 29, 2020     | 4              | 0              | 4           | 0.0%            |
|                | April 5, 2020      | 5              | 0              | 5           | 0.0%            |
|                | April 12, 2020     | 3              | 0              | 3           | 0.0%            |
|                | April 19, 2020     | 3              | 0              | 3           | 0.0%            |
|                | April 26, 2020     | 5              | 0              | 5           | 0.0%            |
|                | May 3, 2020        | 11             | 0              | 11          | 0.0%            |
|                | May 10, 2020       | 13             | 0              | 13          | 0.0%            |
|                | May 17, 2020       | 8              | 0              | 8           | 0.0%            |



## Trends in Test Positivity and Testing by County

| County            | Week of Week Begin | Negative Tests | Positive Tests | Total Tests | Test Positivity |
|-------------------|--------------------|----------------|----------------|-------------|-----------------|
| Gilliam           | May 24, 2020       | 15             | 0              | 15          | 0.0%            |
|                   | May 31, 2020       | 11             | 0              | 11          | 0.0%            |
|                   | June 7, 2020       | 13             | 0              | 13          | 0.0%            |
|                   | June 14, 2020      | 12             | 0              | 12          | 0.0%            |
|                   | June 21, 2020      | 6              | 0              | 6           | 0.0%            |
|                   | June 28, 2020      | 21             | 1              | 22          | 4.5%            |
|                   | July 5, 2020       | 17             | 0              | 17          | 0.0%            |
|                   | July 12, 2020      | 31             | 2              | 33          | 6.1%            |
|                   | July 19, 2020      | 16             | 2              | 18          | 11.1%           |
|                   | July 26, 2020      | 27             | 2              | 29          | 6.9%            |
|                   | August 2, 2020     | 46             | 0              | 46          | 0.0%            |
|                   | August 9, 2020     | 13             | 0              | 13          | 0.0%            |
|                   | August 16, 2020    | 15             | 0              | 15          | 0.0%            |
|                   | August 23, 2020    | 18             | 0              | 18          | 0.0%            |
|                   | August 30, 2020    | 11             | 0              | 11          | 0.0%            |
|                   | September 6, 2020  | 17             | 1              | 18          | 5.6%            |
|                   | September 13, 2020 | 11             | 3              | 14          | 21.4%           |
|                   | September 20, 2020 | 25             | 4              | 29          | 13.8%           |
|                   | September 27, 2020 | 26             | 0              | 26          | 0.0%            |
|                   | October 4, 2020    | 26             | 2              | 28          | 7.1%            |
|                   | October 11, 2020   | 35             | 1              | 36          | 2.8%            |
|                   | October 18, 2020   | 21             | 0              | 21          | 0.0%            |
|                   | October 25, 2020   | 30             | 0              | 30          | 0.0%            |
|                   | November 1, 2020   | 19             | 0              | 19          | 0.0%            |
|                   | November 8, 2020   | 26             | 1              | 27          | 3.7%            |
|                   | November 15, 2020  | 19             | 0              | 19          | 0.0%            |
|                   | November 22, 2020  | 12             | 1              | 13          | 7.7%            |
|                   | November 29, 2020  | 22             | 1              | 23          | 4.3%            |
|                   | December 6, 2020   | 17             | 2              | 19          | 10.5%           |
|                   | December 13, 2020  | 41             | 1              | 42          | 2.4%            |
|                   | December 20, 2020  | 17             | 2              | 19          | 10.5%           |
|                   | December 27, 2020  | 23             | 3              | 26          | 11.5%           |
|                   | January 3, 2021    | 16             | 9              | 25          | 36.0%           |
|                   | January 10, 2021   | 82             | 2              | 84          | 2.4%            |
|                   | January 17, 2021   | 16             | 1              | 17          | 5.9%            |
|                   | January 24, 2021   | 9              | 0              | 9           | 0.0%            |
|                   | January 31, 2021   | 90             | 0              | 90          | 0.0%            |
|                   | February 7, 2021   | 21             | 0              | 21          | 0.0%            |
|                   | February 14, 2021  | 14             | 0              | 14          | 0.0%            |
|                   | February 21, 2021  | 16             | 0              | 16          | 0.0%            |
| February 28, 2021 | 35                 | 1              | 36             | 2.8%        |                 |
| March 7, 2021     | 45                 | 0              | 45             | 0.0%        |                 |
| March 14, 2021    | 25                 | 0              | 25             | 0.0%        |                 |
| March 21, 2021    | 13                 | 0              | 13             | 0.0%        |                 |
| March 28, 2021    | 14                 | 0              | 14             | 0.0%        |                 |
| April 4, 2021     | 23                 | 2              | 25             | 8.0%        |                 |

## Trends in Test Positivity and Testing by County

| County            | Week of Week Begin | Negative Tests | Positive Tests | Total Tests | Test Positivity |
|-------------------|--------------------|----------------|----------------|-------------|-----------------|
| Gilliam           | April 11, 2021     | 40             | 0              | 40          | 0.0%            |
|                   | April 18, 2021     | 25             | 0              | 25          | 0.0%            |
|                   | April 25, 2021     | 25             | 0              | 25          | 0.0%            |
|                   | May 2, 2021        | 18             | 0              | 18          | 0.0%            |
|                   | May 9, 2021        | 17             | 0              | 17          | 0.0%            |
|                   | May 16, 2021       | 30             | 0              | 30          | 0.0%            |
|                   | May 23, 2021       | 21             | 1              | 22          | 4.5%            |
|                   | May 30, 2021       | 7              | 0              | 7           | 0.0%            |
| Grant             | March 29, 2020     | 5              | 5              | 10          | 50.0%           |
|                   | April 5, 2020      | 2              | 18             | 20          | 90.0%           |
|                   | April 12, 2020     | 2              | 12             | 14          | 85.7%           |
|                   | April 19, 2020     | 1              | 6              | 7           | 85.7%           |
|                   | April 26, 2020     | 5              | 3              | 8           | 37.5%           |
|                   | May 3, 2020        | 14             | 0              | 14          | 0.0%            |
|                   | May 10, 2020       | 21             | 1              | 22          | 4.5%            |
|                   | May 17, 2020       | 7              | 1              | 8           | 12.5%           |
|                   | May 24, 2020       | 9              | 2              | 11          | 18.2%           |
|                   | May 31, 2020       | 10             | 1              | 11          | 9.1%            |
|                   | June 7, 2020       | 16             | 0              | 16          | 0.0%            |
|                   | June 14, 2020      | 35             | 1              | 36          | 2.8%            |
|                   | June 21, 2020      | 31             | 0              | 31          | 0.0%            |
|                   | June 28, 2020      | 14             | 0              | 14          | 0.0%            |
|                   | July 5, 2020       | 361            | 2              | 363         | 0.6%            |
|                   | July 12, 2020      | 47             | 2              | 49          | 4.1%            |
|                   | July 19, 2020      | 52             | 4              | 56          | 7.1%            |
|                   | July 26, 2020      | 46             | 1              | 47          | 2.1%            |
|                   | August 2, 2020     | 37             | 8              | 45          | 17.8%           |
|                   | August 9, 2020     | 52             | 0              | 52          | 0.0%            |
|                   | August 16, 2020    | 70             | 4              | 74          | 5.4%            |
|                   | August 23, 2020    | 63             | 5              | 68          | 7.4%            |
|                   | August 30, 2020    | 97             | 0              | 97          | 0.0%            |
|                   | September 6, 2020  | 47             | 4              | 51          | 7.8%            |
|                   | September 13, 2020 | 73             | 1              | 74          | 1.4%            |
|                   | September 20, 2020 | 48             | 6              | 54          | 11.1%           |
|                   | September 27, 2020 | 66             | 1              | 67          | 1.5%            |
|                   | October 4, 2020    | 88             | 8              | 96          | 8.3%            |
|                   | October 11, 2020   | 67             | 3              | 70          | 4.3%            |
|                   | October 18, 2020   | 78             | 3              | 81          | 3.7%            |
|                   | October 25, 2020   | 83             | 6              | 89          | 6.7%            |
|                   | November 1, 2020   | 132            | 8              | 140         | 5.7%            |
| November 8, 2020  | 128                | 3              | 131            | 2.3%        |                 |
| November 15, 2020 | 96                 | 17             | 113            | 15.0%       |                 |
| November 22, 2020 | 67                 | 6              | 73             | 8.2%        |                 |
| November 29, 2020 | 233                | 9              | 242            | 3.7%        |                 |
| December 6, 2020  | 258                | 8              | 266            | 3.0%        |                 |
| December 13, 2020 | 264                | 4              | 268            | 1.5%        |                 |

## Trends in Test Positivity and Testing by County

| County          | Week of Week Begin | Negative Tests | Positive Tests | Total Tests | Test Positivity |
|-----------------|--------------------|----------------|----------------|-------------|-----------------|
| Grant           | December 20, 2020  | 213            | 3              | 216         | 1.4%            |
|                 | December 27, 2020  | 234            | 4              | 238         | 1.7%            |
|                 | January 3, 2021    | 149            | 3              | 152         | 2.0%            |
|                 | January 10, 2021   | 230            | 4              | 234         | 1.7%            |
|                 | January 17, 2021   | 126            | 2              | 128         | 1.6%            |
|                 | January 24, 2021   | 131            | 4              | 135         | 3.0%            |
|                 | January 31, 2021   | 81             | 1              | 82          | 1.2%            |
|                 | February 7, 2021   | 89             | 3              | 92          | 3.3%            |
|                 | February 14, 2021  | 73             | 3              | 76          | 3.9%            |
|                 | February 21, 2021  | 94             | 5              | 99          | 5.1%            |
|                 | February 28, 2021  | 102            | 5              | 107         | 4.7%            |
|                 | March 7, 2021      | 245            | 30             | 275         | 10.9%           |
|                 | March 14, 2021     | 80             | 5              | 85          | 5.9%            |
|                 | March 21, 2021     | 206            | 13             | 219         | 5.9%            |
|                 | March 28, 2021     | 157            | 16             | 173         | 9.2%            |
|                 | April 4, 2021      | 148            | 43             | 191         | 22.5%           |
|                 | April 11, 2021     | 314            | 27             | 341         | 7.9%            |
|                 | April 18, 2021     | 342            | 21             | 363         | 5.8%            |
|                 | April 25, 2021     | 254            | 28             | 282         | 9.9%            |
|                 | May 2, 2021        | 376            | 43             | 419         | 10.3%           |
| May 9, 2021     | 162                | 12             | 174            | 6.9%        |                 |
| May 16, 2021    | 126                | 9              | 135            | 6.7%        |                 |
| May 23, 2021    | 209                | 14             | 223            | 6.3%        |                 |
| May 30, 2021    | 58                 | 2              | 60             | 3.3%        |                 |
| Harney          | March 29, 2020     | 4              | 15             | 19          | 78.9%           |
|                 | April 5, 2020      | 1              | 30             | 31          | 96.8%           |
|                 | April 12, 2020     | 1              | 3              | 4           | 75.0%           |
|                 | April 19, 2020     | 2              | 3              | 5           | 60.0%           |
|                 | April 26, 2020     | 18             | 7              | 25          | 28.0%           |
|                 | May 3, 2020        | 20             | 8              | 28          | 28.6%           |
|                 | May 10, 2020       | 38             | 2              | 40          | 5.0%            |
|                 | May 17, 2020       | 60             | 0              | 60          | 0.0%            |
|                 | May 24, 2020       | 28             | 1              | 29          | 3.4%            |
|                 | May 31, 2020       | 34             | 0              | 34          | 0.0%            |
|                 | June 7, 2020       | 72             | 0              | 72          | 0.0%            |
|                 | June 14, 2020      | 37             | 0              | 37          | 0.0%            |
|                 | June 21, 2020      | 39             | 0              | 39          | 0.0%            |
|                 | June 28, 2020      | 43             | 1              | 44          | 2.3%            |
|                 | July 5, 2020       | 46             | 1              | 47          | 2.1%            |
|                 | July 12, 2020      | 34             | 1              | 35          | 2.9%            |
|                 | July 19, 2020      | 48             | 2              | 50          | 4.0%            |
|                 | July 26, 2020      | 49             | 5              | 54          | 9.3%            |
|                 | August 2, 2020     | 48             | 2              | 50          | 4.0%            |
|                 | August 9, 2020     | 33             | 1              | 34          | 2.9%            |
| August 16, 2020 | 58                 | 0              | 58             | 0.0%        |                 |
| August 23, 2020 | 48                 | 2              | 50             | 4.0%        |                 |

## Trends in Test Positivity and Testing by County

| County         | Week of Week Begin | Negative Tests | Positive Tests | Total Tests | Test Positivity |
|----------------|--------------------|----------------|----------------|-------------|-----------------|
| Harney         | August 30, 2020    | 56             | 1              | 57          | 1.8%            |
|                | September 6, 2020  | 34             | 0              | 34          | 0.0%            |
|                | September 13, 2020 | 48             | 1              | 49          | 2.0%            |
|                | September 20, 2020 | 82             | 1              | 83          | 1.2%            |
|                | September 27, 2020 | 54             | 0              | 54          | 0.0%            |
|                | October 4, 2020    | 67             | 1              | 68          | 1.5%            |
|                | October 11, 2020   | 96             | 2              | 98          | 2.0%            |
|                | October 18, 2020   | 76             | 8              | 84          | 9.5%            |
|                | October 25, 2020   | 107            | 17             | 124         | 13.7%           |
|                | November 1, 2020   | 89             | 3              | 92          | 3.3%            |
|                | November 8, 2020   | 104            | 6              | 110         | 5.5%            |
|                | November 15, 2020  | 69             | 10             | 79          | 12.7%           |
|                | November 22, 2020  | 172            | 12             | 184         | 6.5%            |
|                | November 29, 2020  | 170            | 13             | 183         | 7.1%            |
|                | December 6, 2020   | 111            | 28             | 139         | 20.1%           |
|                | December 13, 2020  | 106            | 5              | 111         | 4.5%            |
|                | December 20, 2020  | 109            | 7              | 116         | 6.0%            |
|                | December 27, 2020  | 89             | 7              | 96          | 7.3%            |
|                | January 3, 2021    | 66             | 8              | 74          | 10.8%           |
|                | January 10, 2021   | 143            | 13             | 156         | 8.3%            |
|                | January 17, 2021   | 109            | 10             | 119         | 8.4%            |
|                | January 24, 2021   | 136            | 18             | 154         | 11.7%           |
|                | January 31, 2021   | 151            | 24             | 175         | 13.7%           |
|                | February 7, 2021   | 95             | 17             | 112         | 15.2%           |
|                | February 14, 2021  | 131            | 23             | 154         | 14.9%           |
|                | February 21, 2021  | 235            | 11             | 246         | 4.5%            |
|                | February 28, 2021  | 124            | 3              | 127         | 2.4%            |
|                | March 7, 2021      | 39             | 0              | 39          | 0.0%            |
|                | March 14, 2021     | 70             | 3              | 73          | 4.1%            |
|                | March 21, 2021     | 75             | 5              | 80          | 6.3%            |
|                | March 28, 2021     | 49             | 1              | 50          | 2.0%            |
|                | April 4, 2021      | 53             | 1              | 54          | 1.9%            |
|                | April 11, 2021     | 50             | 1              | 51          | 2.0%            |
|                | April 18, 2021     | 173            | 29             | 202         | 14.4%           |
| April 25, 2021 | 63                 | 4              | 67             | 6.0%        |                 |
| May 2, 2021    | 59                 | 10             | 69             | 14.5%       |                 |
| May 9, 2021    | 71                 | 11             | 82             | 13.4%       |                 |
| May 16, 2021   | 59                 | 5              | 64             | 7.8%        |                 |
| May 23, 2021   | 139                | 26             | 165            | 15.8%       |                 |
| May 30, 2021   | 20                 | 8              | 28             | 28.6%       |                 |
| Hood River     | March 29, 2020     | 121            | 1              | 122         | 0.8%            |
|                | April 5, 2020      | 161            | 1              | 162         | 0.6%            |
|                | April 12, 2020     | 165            | 1              | 166         | 0.6%            |
|                | April 19, 2020     | 140            | 3              | 143         | 2.1%            |
|                | April 26, 2020     | 189            | 3              | 192         | 1.6%            |
|                | May 3, 2020        | 388            | 10             | 398         | 2.5%            |

## Trends in Test Positivity and Testing by County

| County            | Week of Week Begin | Negative Tests | Positive Tests | Total Tests | Test Positivity |
|-------------------|--------------------|----------------|----------------|-------------|-----------------|
| Hood River        | May 10, 2020       | 304            | 1              | 305         | 0.3%            |
|                   | May 17, 2020       | 210            | 2              | 212         | 0.9%            |
|                   | May 24, 2020       | 240            | 18             | 258         | 7.0%            |
|                   | May 31, 2020       | 759            | 53             | 812         | 6.5%            |
|                   | June 7, 2020       | 738            | 37             | 775         | 4.8%            |
|                   | June 14, 2020      | 433            | 11             | 444         | 2.5%            |
|                   | June 21, 2020      | 341            | 9              | 350         | 2.6%            |
|                   | June 28, 2020      | 390            | 11             | 401         | 2.7%            |
|                   | July 5, 2020       | 541            | 33             | 574         | 5.7%            |
|                   | July 12, 2020      | 771            | 54             | 825         | 6.5%            |
|                   | July 19, 2020      | 827            | 36             | 863         | 4.2%            |
|                   | July 26, 2020      | 636            | 22             | 658         | 3.3%            |
|                   | August 2, 2020     | 320            | 29             | 349         | 8.3%            |
|                   | August 9, 2020     | 305            | 32             | 337         | 9.5%            |
|                   | August 16, 2020    | 278            | 11             | 289         | 3.8%            |
|                   | August 23, 2020    | 304            | 9              | 313         | 2.9%            |
|                   | August 30, 2020    | 279            | 7              | 286         | 2.4%            |
|                   | September 6, 2020  | 189            | 2              | 191         | 1.0%            |
|                   | September 13, 2020 | 269            | 6              | 275         | 2.2%            |
|                   | September 20, 2020 | 337            | 52             | 389         | 13.4%           |
|                   | September 27, 2020 | 292            | 4              | 296         | 1.4%            |
|                   | October 4, 2020    | 504            | 12             | 516         | 2.3%            |
|                   | October 11, 2020   | 756            | 0              | 756         | 0.0%            |
|                   | October 18, 2020   | 585            | 9              | 594         | 1.5%            |
|                   | October 25, 2020   | 676            | 20             | 696         | 2.9%            |
|                   | November 1, 2020   | 608            | 21             | 629         | 3.3%            |
|                   | November 8, 2020   | 812            | 30             | 842         | 3.6%            |
|                   | November 15, 2020  | 833            | 58             | 891         | 6.5%            |
|                   | November 22, 2020  | 673            | 41             | 714         | 5.7%            |
|                   | November 29, 2020  | 868            | 75             | 943         | 8.0%            |
|                   | December 6, 2020   | 1,087          | 98             | 1,185       | 8.3%            |
|                   | December 13, 2020  | 993            | 172            | 1,165       | 14.8%           |
|                   | December 20, 2020  | 724            | 75             | 799         | 9.4%            |
|                   | December 27, 2020  | 675            | 86             | 761         | 11.3%           |
|                   | January 3, 2021    | 761            | 81             | 842         | 9.6%            |
| January 10, 2021  | 1,112              | 70             | 1,182          | 5.9%        |                 |
| January 17, 2021  | 1,103              | 38             | 1,141          | 3.3%        |                 |
| January 24, 2021  | 969                | 37             | 1,006          | 3.7%        |                 |
| January 31, 2021  | 694                | 28             | 722            | 3.9%        |                 |
| February 7, 2021  | 674                | 15             | 689            | 2.2%        |                 |
| February 14, 2021 | 467                | 20             | 487            | 4.1%        |                 |
| February 21, 2021 | 823                | 16             | 839            | 1.9%        |                 |
| February 28, 2021 | 773                | 15             | 788            | 1.9%        |                 |
| March 7, 2021     | 542                | 14             | 556            | 2.5%        |                 |
| March 14, 2021    | 484                | 1              | 485            | 0.2%        |                 |
| March 21, 2021    | 472                | 7              | 479            | 1.5%        |                 |

## Trends in Test Positivity and Testing by County

| County            | Week of Week Begin | Negative Tests | Positive Tests | Total Tests | Test Positivity |
|-------------------|--------------------|----------------|----------------|-------------|-----------------|
| Hood River        | March 28, 2021     | 698            | 6              | 704         | 0.9%            |
|                   | April 4, 2021      | 659            | 33             | 692         | 4.8%            |
|                   | April 11, 2021     | 538            | 26             | 564         | 4.6%            |
|                   | April 18, 2021     | 636            | 42             | 678         | 6.2%            |
|                   | April 25, 2021     | 715            | 36             | 751         | 4.8%            |
|                   | May 2, 2021        | 536            | 28             | 564         | 5.0%            |
|                   | May 9, 2021        | 469            | 22             | 491         | 4.5%            |
|                   | May 16, 2021       | 418            | 15             | 433         | 3.5%            |
|                   | May 23, 2021       | 404            | 15             | 419         | 3.6%            |
|                   | May 30, 2021       | 81             | 4              | 85          | 4.7%            |
| Jackson           | March 29, 2020     | 1,056          | 51             | 1,107       | 4.6%            |
|                   | April 5, 2020      | 805            | 24             | 829         | 2.9%            |
|                   | April 12, 2020     | 955            | 8              | 963         | 0.8%            |
|                   | April 19, 2020     | 745            | 5              | 750         | 0.7%            |
|                   | April 26, 2020     | 810            | 1              | 811         | 0.1%            |
|                   | May 3, 2020        | 775            | 3              | 778         | 0.4%            |
|                   | May 10, 2020       | 1,017          | 1              | 1,018       | 0.1%            |
|                   | May 17, 2020       | 1,215          | 28             | 1,243       | 2.3%            |
|                   | May 24, 2020       | 1,323          | 16             | 1,339       | 1.2%            |
|                   | May 31, 2020       | 1,524          | 6              | 1,530       | 0.4%            |
|                   | June 7, 2020       | 1,581          | 19             | 1,600       | 1.2%            |
|                   | June 14, 2020      | 2,093          | 14             | 2,107       | 0.7%            |
|                   | June 21, 2020      | 2,115          | 21             | 2,136       | 1.0%            |
|                   | June 28, 2020      | 2,161          | 72             | 2,233       | 3.2%            |
|                   | July 5, 2020       | 2,145          | 40             | 2,185       | 1.8%            |
|                   | July 12, 2020      | 2,095          | 61             | 2,156       | 2.8%            |
|                   | July 19, 2020      | 2,969          | 53             | 3,022       | 1.8%            |
|                   | July 26, 2020      | 2,401          | 68             | 2,469       | 2.8%            |
|                   | August 2, 2020     | 1,477          | 55             | 1,532       | 3.6%            |
|                   | August 9, 2020     | 1,603          | 48             | 1,651       | 2.9%            |
|                   | August 16, 2020    | 1,960          | 97             | 2,057       | 4.7%            |
|                   | August 23, 2020    | 2,142          | 102            | 2,244       | 4.5%            |
|                   | August 30, 2020    | 2,071          | 88             | 2,159       | 4.1%            |
|                   | September 6, 2020  | 1,953          | 54             | 2,007       | 2.7%            |
|                   | September 13, 2020 | 2,507          | 304            | 2,811       | 10.8%           |
|                   | September 20, 2020 | 2,775          | 122            | 2,897       | 4.2%            |
|                   | September 27, 2020 | 3,397          | 136            | 3,533       | 3.8%            |
|                   | October 4, 2020    | 3,274          | 155            | 3,429       | 4.5%            |
|                   | October 11, 2020   | 4,069          | 189            | 4,258       | 4.4%            |
|                   | October 18, 2020   | 4,206          | 251            | 4,457       | 5.6%            |
| October 25, 2020  | 5,042              | 400            | 5,442          | 7.4%        |                 |
| November 1, 2020  | 5,599              | 742            | 6,341          | 11.7%       |                 |
| November 8, 2020  | 5,895              | 708            | 6,603          | 10.7%       |                 |
| November 15, 2020 | 6,683              | 730            | 7,413          | 9.8%        |                 |
| November 22, 2020 | 6,002              | 599            | 6,601          | 9.1%        |                 |
| November 29, 2020 | 7,887              | 750            | 8,637          | 8.7%        |                 |

## Trends in Test Positivity and Testing by County

| County         | Week of Week Begin | Negative Tests | Positive Tests | Total Tests | Test Positivity |       |
|----------------|--------------------|----------------|----------------|-------------|-----------------|-------|
| Jackson        | December 6, 2020   | 7,580          | 770            | 8,350       | 9.2%            |       |
|                | December 13, 2020  | 7,862          | 644            | 8,506       | 7.6%            |       |
|                | December 20, 2020  | 6,113          | 464            | 6,577       | 7.1%            |       |
|                | December 27, 2020  | 5,612          | 634            | 6,246       | 10.2%           |       |
|                | January 3, 2021    | 6,264          | 722            | 6,986       | 10.3%           |       |
|                | January 10, 2021   | 6,592          | 436            | 7,028       | 6.2%            |       |
|                | January 17, 2021   | 5,874          | 337            | 6,211       | 5.4%            |       |
|                | January 24, 2021   | 5,875          | 471            | 6,346       | 7.4%            |       |
|                | January 31, 2021   | 6,197          | 412            | 6,609       | 6.2%            |       |
|                | February 7, 2021   | 5,043          | 334            | 5,377       | 6.2%            |       |
|                | February 14, 2021  | 3,940          | 377            | 4,317       | 8.7%            |       |
|                | February 21, 2021  | 5,779          | 462            | 6,241       | 7.4%            |       |
|                | February 28, 2021  | 4,907          | 446            | 5,353       | 8.3%            |       |
|                | March 7, 2021      | 5,024          | 344            | 5,368       | 6.4%            |       |
|                | March 14, 2021     | 4,757          | 310            | 5,067       | 6.1%            |       |
|                | March 21, 2021     | 4,680          | 307            | 4,987       | 6.2%            |       |
|                | March 28, 2021     | 4,454          | 431            | 4,885       | 8.8%            |       |
|                | April 4, 2021      | 8,681          | 539            | 9,220       | 5.8%            |       |
|                | April 11, 2021     | 4,660          | 447            | 5,107       | 8.8%            |       |
|                | April 18, 2021     | 4,051          | 477            | 4,528       | 10.5%           |       |
|                | April 25, 2021     | 4,512          | 389            | 4,901       | 7.9%            |       |
|                | May 2, 2021        | 4,480          | 336            | 4,816       | 7.0%            |       |
|                | May 9, 2021        | 4,308          | 373            | 4,681       | 8.0%            |       |
|                | May 16, 2021       | 3,795          | 218            | 4,013       | 5.4%            |       |
|                | May 23, 2021       | 3,141          | 177            | 3,318       | 5.3%            |       |
|                | May 30, 2021       | 1,027          | 61             | 1,088       | 5.6%            |       |
|                | Jefferson          | March 29, 2020 | 5              | 25          | 30              | 83.3% |
|                |                    | April 5, 2020  | 9              | 56          | 65              | 86.2% |
| April 12, 2020 |                    | 21             | 16             | 37          | 43.2%           |       |
| April 19, 2020 |                    | 31             | 19             | 50          | 38.0%           |       |
| April 26, 2020 |                    | 76             | 26             | 102         | 25.5%           |       |
| May 3, 2020    |                    | 69             | 35             | 104         | 33.7%           |       |
| May 10, 2020   |                    | 132            | 12             | 144         | 8.3%            |       |
| May 17, 2020   |                    | 121            | 1              | 122         | 0.8%            |       |
| May 24, 2020   |                    | 103            | 7              | 110         | 6.4%            |       |
| May 31, 2020   |                    | 231            | 16             | 247         | 6.5%            |       |
| June 7, 2020   |                    | 200            | 7              | 207         | 3.4%            |       |
| June 14, 2020  |                    | 201            | 12             | 213         | 5.6%            |       |
| June 21, 2020  |                    | 201            | 15             | 216         | 6.9%            |       |
| June 28, 2020  |                    | 222            | 32             | 254         | 12.6%           |       |
| July 5, 2020   |                    | 210            | 21             | 231         | 9.1%            |       |
| July 12, 2020  |                    | 222            | 24             | 246         | 9.8%            |       |
| July 19, 2020  |                    | 379            | 49             | 428         | 11.4%           |       |
| July 26, 2020  |                    | 364            | 50             | 414         | 12.1%           |       |
| August 2, 2020 |                    | 176            | 45             | 221         | 20.4%           |       |
| August 9, 2020 |                    | 345            | 46             | 391         | 11.8%           |       |

## Trends in Test Positivity and Testing by County

| County         | Week of Week Begin | Negative Tests | Positive Tests | Total Tests | Test Positivity |
|----------------|--------------------|----------------|----------------|-------------|-----------------|
| Jefferson      | August 16, 2020    | 318            | 24             | 342         | 7.0%            |
|                | August 23, 2020    | 283            | 20             | 303         | 6.6%            |
|                | August 30, 2020    | 249            | 20             | 269         | 7.4%            |
|                | September 6, 2020  | 190            | 14             | 204         | 6.9%            |
|                | September 13, 2020 | 222            | 14             | 236         | 5.9%            |
|                | September 20, 2020 | 361            | 23             | 384         | 6.0%            |
|                | September 27, 2020 | 329            | 13             | 342         | 3.8%            |
|                | October 4, 2020    | 419            | 14             | 433         | 3.2%            |
|                | October 11, 2020   | 250            | 7              | 257         | 2.7%            |
|                | October 18, 2020   | 322            | 7              | 329         | 2.1%            |
|                | October 25, 2020   | 487            | 9              | 496         | 1.8%            |
|                | November 1, 2020   | 300            | 14             | 314         | 4.5%            |
|                | November 8, 2020   | 426            | 38             | 464         | 8.2%            |
|                | November 15, 2020  | 471            | 47             | 518         | 9.1%            |
|                | November 22, 2020  | 358            | 69             | 427         | 16.2%           |
|                | November 29, 2020  | 614            | 104            | 718         | 14.5%           |
|                | December 6, 2020   | 1,071          | 149            | 1,220       | 12.2%           |
|                | December 13, 2020  | 927            | 117            | 1,044       | 11.2%           |
|                | December 20, 2020  | 593            | 100            | 693         | 14.4%           |
|                | December 27, 2020  | 507            | 82             | 589         | 13.9%           |
|                | January 3, 2021    | 402            | 55             | 457         | 12.0%           |
|                | January 10, 2021   | 515            | 61             | 576         | 10.6%           |
|                | January 17, 2021   | 557            | 27             | 584         | 4.6%            |
|                | January 24, 2021   | 441            | 31             | 472         | 6.6%            |
|                | January 31, 2021   | 591            | 58             | 649         | 8.9%            |
|                | February 7, 2021   | 592            | 39             | 631         | 6.2%            |
|                | February 14, 2021  | 477            | 32             | 509         | 6.3%            |
|                | February 21, 2021  | 503            | 34             | 537         | 6.3%            |
|                | February 28, 2021  | 507            | 29             | 536         | 5.4%            |
|                | March 7, 2021      | 294            | 8              | 302         | 2.6%            |
|                | March 14, 2021     | 339            | 10             | 349         | 2.9%            |
|                | March 21, 2021     | 355            | 11             | 366         | 3.0%            |
|                | March 28, 2021     | 310            | 11             | 321         | 3.4%            |
|                | April 4, 2021      | 351            | 31             | 382         | 8.1%            |
| April 11, 2021 | 380                | 42             | 422            | 10.0%       |                 |
| April 18, 2021 | 395                | 39             | 434            | 9.0%        |                 |
| April 25, 2021 | 438                | 42             | 480            | 8.8%        |                 |
| May 2, 2021    | 388                | 35             | 423            | 8.3%        |                 |
| May 9, 2021    | 409                | 57             | 466            | 12.2%       |                 |
| May 16, 2021   | 396                | 51             | 447            | 11.4%       |                 |
| May 23, 2021   | 355                | 46             | 401            | 11.5%       |                 |
| May 30, 2021   | 105                | 7              | 112            | 6.3%        |                 |
| Josephine      | March 29, 2020     | 215            | 9              | 224         | 4.0%            |
|                | April 5, 2020      | 171            | 2              | 173         | 1.2%            |
|                | April 12, 2020     | 222            | 2              | 224         | 0.9%            |
|                | April 19, 2020     | 150            | 1              | 151         | 0.7%            |



## Trends in Test Positivity and Testing by County

| County            | Week of Week Begin | Negative Tests | Positive Tests | Total Tests | Test Positivity |
|-------------------|--------------------|----------------|----------------|-------------|-----------------|
| Josephine         | April 26, 2020     | 197            | 2              | 199         | 1.0%            |
|                   | May 3, 2020        | 234            | 0              | 234         | 0.0%            |
|                   | May 10, 2020       | 295            | 0              | 295         | 0.0%            |
|                   | May 17, 2020       | 400            | 0              | 400         | 0.0%            |
|                   | May 24, 2020       | 418            | 2              | 420         | 0.5%            |
|                   | May 31, 2020       | 490            | 1              | 491         | 0.2%            |
|                   | June 7, 2020       | 469            | 0              | 469         | 0.0%            |
|                   | June 14, 2020      | 584            | 3              | 587         | 0.5%            |
|                   | June 21, 2020      | 578            | 4              | 582         | 0.7%            |
|                   | June 28, 2020      | 701            | 12             | 713         | 1.7%            |
|                   | July 5, 2020       | 584            | 11             | 595         | 1.8%            |
|                   | July 12, 2020      | 647            | 12             | 659         | 1.8%            |
|                   | July 19, 2020      | 733            | 10             | 743         | 1.3%            |
|                   | July 26, 2020      | 663            | 18             | 681         | 2.6%            |
|                   | August 2, 2020     | 471            | 8              | 479         | 1.7%            |
|                   | August 9, 2020     | 517            | 2              | 519         | 0.4%            |
|                   | August 16, 2020    | 747            | 8              | 755         | 1.1%            |
|                   | August 23, 2020    | 617            | 3              | 620         | 0.5%            |
|                   | August 30, 2020    | 804            | 14             | 818         | 1.7%            |
|                   | September 6, 2020  | 816            | 10             | 826         | 1.2%            |
|                   | September 13, 2020 | 688            | 28             | 716         | 3.9%            |
|                   | September 20, 2020 | 813            | 19             | 832         | 2.3%            |
|                   | September 27, 2020 | 1,074          | 21             | 1,095       | 1.9%            |
|                   | October 4, 2020    | 1,014          | 31             | 1,045       | 3.0%            |
|                   | October 11, 2020   | 1,171          | 16             | 1,187       | 1.3%            |
|                   | October 18, 2020   | 1,199          | 12             | 1,211       | 1.0%            |
|                   | October 25, 2020   | 902            | 11             | 913         | 1.2%            |
|                   | November 1, 2020   | 1,467          | 65             | 1,532       | 4.2%            |
|                   | November 8, 2020   | 1,025          | 31             | 1,056       | 2.9%            |
|                   | November 15, 2020  | 1,356          | 76             | 1,432       | 5.3%            |
|                   | November 22, 2020  | 1,333          | 94             | 1,427       | 6.6%            |
|                   | November 29, 2020  | 1,673          | 135            | 1,808       | 7.5%            |
|                   | December 6, 2020   | 1,999          | 225            | 2,224       | 10.1%           |
|                   | December 13, 2020  | 2,306          | 207            | 2,513       | 8.2%            |
|                   | December 20, 2020  | 2,153          | 148            | 2,301       | 6.4%            |
|                   | December 27, 2020  | 1,799          | 218            | 2,017       | 10.8%           |
| January 3, 2021   | 1,844              | 288            | 2,132          | 13.5%       |                 |
| January 10, 2021  | 2,446              | 204            | 2,650          | 7.7%        |                 |
| January 17, 2021  | 2,382              | 137            | 2,519          | 5.4%        |                 |
| January 24, 2021  | 2,284              | 133            | 2,417          | 5.5%        |                 |
| January 31, 2021  | 2,205              | 98             | 2,303          | 4.3%        |                 |
| February 7, 2021  | 1,894              | 84             | 1,978          | 4.2%        |                 |
| February 14, 2021 | 1,521              | 114            | 1,635          | 7.0%        |                 |
| February 21, 2021 | 1,904              | 97             | 2,001          | 4.8%        |                 |
| February 28, 2021 | 1,832              | 99             | 1,931          | 5.1%        |                 |
| March 7, 2021     | 2,261              | 129            | 2,390          | 5.4%        |                 |

## Trends in Test Positivity and Testing by County

| County            | Week of Week Begin | Negative Tests | Positive Tests | Total Tests | Test Positivity |
|-------------------|--------------------|----------------|----------------|-------------|-----------------|
| Josephine         | March 14, 2021     | 2,073          | 139            | 2,212       | 6.3%            |
|                   | March 21, 2021     | 1,730          | 114            | 1,844       | 6.2%            |
|                   | March 28, 2021     | 1,684          | 107            | 1,791       | 6.0%            |
|                   | April 4, 2021      | 1,957          | 142            | 2,099       | 6.8%            |
|                   | April 11, 2021     | 6,220          | 157            | 6,377       | 2.5%            |
|                   | April 18, 2021     | 2,032          | 107            | 2,139       | 5.0%            |
|                   | April 25, 2021     | 1,564          | 111            | 1,675       | 6.6%            |
|                   | May 2, 2021        | 2,274          | 81             | 2,355       | 3.4%            |
|                   | May 9, 2021        | 1,948          | 97             | 2,045       | 4.7%            |
|                   | May 16, 2021       | 2,429          | 76             | 2,505       | 3.0%            |
|                   | May 23, 2021       | 1,735          | 71             | 1,806       | 3.9%            |
|                   | May 30, 2021       | 392            | 13             | 405         | 3.2%            |
| Klamath           | March 29, 2020     | 207            | 17             | 224         | 7.6%            |
|                   | April 5, 2020      | 416            | 20             | 436         | 4.6%            |
|                   | April 12, 2020     | 551            | 9              | 560         | 1.6%            |
|                   | April 19, 2020     | 461            | 8              | 469         | 1.7%            |
|                   | April 26, 2020     | 410            | 9              | 419         | 2.1%            |
|                   | May 3, 2020        | 415            | 4              | 419         | 1.0%            |
|                   | May 10, 2020       | 373            | 3              | 376         | 0.8%            |
|                   | May 17, 2020       | 341            | 2              | 343         | 0.6%            |
|                   | May 24, 2020       | 484            | 4              | 488         | 0.8%            |
|                   | May 31, 2020       | 270            | 2              | 272         | 0.7%            |
|                   | June 7, 2020       | 318            | 11             | 329         | 3.3%            |
|                   | June 14, 2020      | 520            | 34             | 554         | 6.1%            |
|                   | June 21, 2020      | 542            | 18             | 560         | 3.2%            |
|                   | June 28, 2020      | 538            | 16             | 554         | 2.9%            |
|                   | July 5, 2020       | 500            | 12             | 512         | 2.3%            |
|                   | July 12, 2020      | 551            | 15             | 566         | 2.7%            |
|                   | July 19, 2020      | 854            | 34             | 888         | 3.8%            |
|                   | July 26, 2020      | 534            | 15             | 549         | 2.7%            |
|                   | August 2, 2020     | 333            | 10             | 343         | 2.9%            |
|                   | August 9, 2020     | 512            | 11             | 523         | 2.1%            |
|                   | August 16, 2020    | 609            | 14             | 623         | 2.2%            |
|                   | August 23, 2020    | 444            | 44             | 488         | 9.0%            |
|                   | August 30, 2020    | 589            | 58             | 647         | 9.0%            |
|                   | September 6, 2020  | 366            | 17             | 383         | 4.4%            |
|                   | September 13, 2020 | 546            | 27             | 573         | 4.7%            |
|                   | September 20, 2020 | 473            | 56             | 529         | 10.6%           |
|                   | September 27, 2020 | 734            | 42             | 776         | 5.4%            |
|                   | October 4, 2020    | 781            | 35             | 816         | 4.3%            |
|                   | October 11, 2020   | 818            | 17             | 835         | 2.0%            |
|                   | October 18, 2020   | 725            | 15             | 740         | 2.0%            |
| October 25, 2020  | 818                | 34             | 852            | 4.0%        |                 |
| November 1, 2020  | 766                | 25             | 791            | 3.2%        |                 |
| November 8, 2020  | 1,015              | 58             | 1,073          | 5.4%        |                 |
| November 15, 2020 | 1,523              | 139            | 1,662          | 8.4%        |                 |

## Trends in Test Positivity and Testing by County

| County       | Week of Week Begin | Negative Tests | Positive Tests | Total Tests | Test Positivity |
|--------------|--------------------|----------------|----------------|-------------|-----------------|
| Klamath      | November 22, 2020  | 1,579          | 230            | 1,809       | 12.7%           |
|              | November 29, 2020  | 1,913          | 322            | 2,235       | 14.4%           |
|              | December 6, 2020   | 1,834          | 240            | 2,074       | 11.6%           |
|              | December 13, 2020  | 1,937          | 317            | 2,254       | 14.1%           |
|              | December 20, 2020  | 1,499          | 189            | 1,688       | 11.2%           |
|              | December 27, 2020  | 1,343          | 178            | 1,521       | 11.7%           |
|              | January 3, 2021    | 1,181          | 225            | 1,406       | 16.0%           |
|              | January 10, 2021   | 1,471          | 185            | 1,656       | 11.2%           |
|              | January 17, 2021   | 1,287          | 104            | 1,391       | 7.5%            |
|              | January 24, 2021   | 1,325          | 118            | 1,443       | 8.2%            |
|              | January 31, 2021   | 1,113          | 51             | 1,164       | 4.4%            |
|              | February 7, 2021   | 1,087          | 40             | 1,127       | 3.5%            |
|              | February 14, 2021  | 609            | 32             | 641         | 5.0%            |
|              | February 21, 2021  | 885            | 47             | 932         | 5.0%            |
|              | February 28, 2021  | 643            | 30             | 673         | 4.5%            |
|              | March 7, 2021      | 800            | 63             | 863         | 7.3%            |
|              | March 14, 2021     | 760            | 44             | 804         | 5.5%            |
|              | March 21, 2021     | 802            | 76             | 878         | 8.7%            |
|              | March 28, 2021     | 730            | 110            | 840         | 13.1%           |
|              | April 4, 2021      | 1,036          | 200            | 1,236       | 16.2%           |
|              | April 11, 2021     | 1,254          | 247            | 1,501       | 16.5%           |
|              | April 18, 2021     | 2,689          | 335            | 3,024       | 11.1%           |
|              | April 25, 2021     | 1,629          | 386            | 2,015       | 19.2%           |
|              | May 2, 2021        | 1,548          | 284            | 1,832       | 15.5%           |
|              | May 9, 2021        | 1,400          | 216            | 1,616       | 13.4%           |
|              | May 16, 2021       | 1,047          | 146            | 1,193       | 12.2%           |
| May 23, 2021 | 820                | 89             | 909            | 9.8%        |                 |
| May 30, 2021 | 164                | 22             | 186            | 11.8%       |                 |
| Lake         | March 29, 2020     | 11             | 6              | 17          | 35.3%           |
|              | April 5, 2020      | 11             | 12             | 23          | 52.2%           |
|              | April 12, 2020     | 4              | 3              | 7           | 42.9%           |
|              | April 19, 2020     | 14             | 7              | 21          | 33.3%           |
|              | April 26, 2020     | 6              | 3              | 9           | 33.3%           |
|              | May 3, 2020        | 10             | 2              | 12          | 16.7%           |
|              | May 10, 2020       | 21             | 7              | 28          | 25.0%           |
|              | May 17, 2020       | 16             | 2              | 18          | 11.1%           |
|              | May 24, 2020       | 20             | 13             | 33          | 39.4%           |
|              | May 31, 2020       | 26             | 18             | 44          | 40.9%           |
|              | June 7, 2020       | 24             | 18             | 42          | 42.9%           |
|              | June 14, 2020      | 33             | 24             | 57          | 42.1%           |
|              | June 21, 2020      | 36             | 27             | 63          | 42.9%           |
|              | June 28, 2020      | 33             | 16             | 49          | 32.7%           |
|              | July 5, 2020       | 38             | 21             | 59          | 35.6%           |
|              | July 12, 2020      | 42             | 8              | 50          | 16.0%           |
|              | July 19, 2020      | 43             | 1              | 44          | 2.3%            |
|              | July 26, 2020      | 48             | 0              | 48          | 0.0%            |

## Trends in Test Positivity and Testing by County

| County         | Week of Week Begin | Negative Tests | Positive Tests | Total Tests | Test Positivity |
|----------------|--------------------|----------------|----------------|-------------|-----------------|
| Lake           | August 2, 2020     | 35             | 3              | 38          | 7.9%            |
|                | August 9, 2020     | 20             | 0              | 20          | 0.0%            |
|                | August 16, 2020    | 30             | 0              | 30          | 0.0%            |
|                | August 23, 2020    | 63             | 5              | 68          | 7.4%            |
|                | August 30, 2020    | 40             | 3              | 43          | 7.0%            |
|                | September 6, 2020  | 14             | 0              | 14          | 0.0%            |
|                | September 13, 2020 | 30             | 0              | 30          | 0.0%            |
|                | September 20, 2020 | 36             | 0              | 36          | 0.0%            |
|                | September 27, 2020 | 31             | 0              | 31          | 0.0%            |
|                | October 4, 2020    | 49             | 0              | 49          | 0.0%            |
|                | October 11, 2020   | 50             | 0              | 50          | 0.0%            |
|                | October 18, 2020   | 46             | 2              | 48          | 4.2%            |
|                | October 25, 2020   | 66             | 10             | 76          | 13.2%           |
|                | November 1, 2020   | 44             | 1              | 45          | 2.2%            |
|                | November 8, 2020   | 53             | 3              | 56          | 5.4%            |
|                | November 15, 2020  | 35             | 1              | 36          | 2.8%            |
|                | November 22, 2020  | 107            | 9              | 116         | 7.8%            |
|                | November 29, 2020  | 269            | 4              | 273         | 1.5%            |
|                | December 6, 2020   | 361            | 10             | 371         | 2.7%            |
|                | December 13, 2020  | 122            | 2              | 124         | 1.6%            |
|                | December 20, 2020  | 83             | 3              | 86          | 3.5%            |
|                | December 27, 2020  | 125            | 4              | 129         | 3.1%            |
|                | January 3, 2021    | 53             | 3              | 56          | 5.4%            |
|                | January 10, 2021   | 179            | 13             | 192         | 6.8%            |
|                | January 17, 2021   | 461            | 17             | 478         | 3.6%            |
|                | January 24, 2021   | 287            | 7              | 294         | 2.4%            |
|                | January 31, 2021   | 312            | 32             | 344         | 9.3%            |
|                | February 7, 2021   | 185            | 26             | 211         | 12.3%           |
|                | February 14, 2021  | 153            | 26             | 179         | 14.5%           |
|                | February 21, 2021  | 170            | 5              | 175         | 2.9%            |
|                | February 28, 2021  | 239            | 9              | 248         | 3.6%            |
|                | March 7, 2021      | 191            | 3              | 194         | 1.5%            |
|                | March 14, 2021     | 152            | 1              | 153         | 0.7%            |
|                | March 21, 2021     | 153            | 4              | 157         | 2.5%            |
|                | March 28, 2021     | 169            | 2              | 171         | 1.2%            |
|                | April 4, 2021      | 147            | 2              | 149         | 1.3%            |
| April 11, 2021 | 48                 | 1              | 49             | 2.0%        |                 |
| April 18, 2021 | 47                 | 13             | 60             | 21.7%       |                 |
| April 25, 2021 | 91                 | 4              | 95             | 4.2%        |                 |
| May 2, 2021    | 133                | 2              | 135            | 1.5%        |                 |
| May 9, 2021    | 229                | 32             | 261            | 12.3%       |                 |
| May 16, 2021   | 187                | 6              | 193            | 3.1%        |                 |
| May 23, 2021   | 205                | 2              | 207            | 1.0%        |                 |
| May 30, 2021   | 63                 | 1              | 64             | 1.6%        |                 |
| Lane           | March 29, 2020     | 413            | 44             | 457         | 9.6%            |
|                | April 5, 2020      | 509            | 14             | 523         | 2.7%            |

## Trends in Test Positivity and Testing by County

| County            | Week of Week Begin | Negative Tests | Positive Tests | Total Tests | Test Positivity |
|-------------------|--------------------|----------------|----------------|-------------|-----------------|
| Lane              | April 12, 2020     | 718            | 12             | 730         | 1.6%            |
|                   | April 19, 2020     | 971            | 25             | 996         | 2.5%            |
|                   | April 26, 2020     | 1,074          | 9              | 1,083       | 0.8%            |
|                   | May 3, 2020        | 1,326          | 15             | 1,341       | 1.1%            |
|                   | May 10, 2020       | 1,554          | 11             | 1,565       | 0.7%            |
|                   | May 17, 2020       | 1,105          | 7              | 1,112       | 0.6%            |
|                   | May 24, 2020       | 1,376          | 599            | 1,975       | 30.3%           |
|                   | May 31, 2020       | 2,116          | 6              | 2,122       | 0.3%            |
|                   | June 7, 2020       | 2,901          | 8              | 2,909       | 0.3%            |
|                   | June 14, 2020      | 3,926          | 11             | 3,937       | 0.3%            |
|                   | June 21, 2020      | 3,813          | 24             | 3,837       | 0.6%            |
|                   | June 28, 2020      | 4,569          | 108            | 4,677       | 2.3%            |
|                   | July 5, 2020       | 4,035          | 92             | 4,127       | 2.2%            |
|                   | July 12, 2020      | 4,418          | 96             | 4,514       | 2.1%            |
|                   | July 19, 2020      | 8,450          | 170            | 8,620       | 2.0%            |
|                   | July 26, 2020      | 4,068          | 54             | 4,122       | 1.3%            |
|                   | August 2, 2020     | 3,047          | 182            | 3,229       | 5.6%            |
|                   | August 9, 2020     | 2,585          | 126            | 2,711       | 4.6%            |
|                   | August 16, 2020    | 3,740          | 167            | 3,907       | 4.3%            |
|                   | August 23, 2020    | 4,084          | 150            | 4,234       | 3.5%            |
|                   | August 30, 2020    | 4,059          | 140            | 4,199       | 3.3%            |
|                   | September 6, 2020  | 3,306          | 40             | 3,346       | 1.2%            |
|                   | September 13, 2020 | 4,476          | 497            | 4,973       | 10.0%           |
|                   | September 20, 2020 | 5,316          | 108            | 5,424       | 2.0%            |
|                   | September 27, 2020 | 5,761          | 156            | 5,917       | 2.6%            |
|                   | October 4, 2020    | 6,285          | 131            | 6,416       | 2.0%            |
|                   | October 11, 2020   | 6,303          | 159            | 6,462       | 2.5%            |
|                   | October 18, 2020   | 10,325         | 174            | 10,499      | 1.7%            |
|                   | October 25, 2020   | 13,000         | 245            | 13,245      | 1.8%            |
|                   | November 1, 2020   | 7,529          | 179            | 7,708       | 2.3%            |
|                   | November 8, 2020   | 8,479          | 265            | 8,744       | 3.0%            |
|                   | November 15, 2020  | 10,803         | 399            | 11,202      | 3.6%            |
|                   | November 22, 2020  | 11,775         | 458            | 12,233      | 3.7%            |
|                   | November 29, 2020  | 15,595         | 675            | 16,270      | 4.1%            |
|                   | December 6, 2020   | 11,624         | 535            | 12,159      | 4.4%            |
|                   | December 13, 2020  | 27,287         | 588            | 27,875      | 2.1%            |
|                   | December 20, 2020  | 15,833         | 831            | 16,664      | 5.0%            |
|                   | December 27, 2020  | 10,293         | 485            | 10,778      | 4.5%            |
|                   | January 3, 2021    | 15,271         | 520            | 15,791      | 3.3%            |
|                   | January 10, 2021   | 14,541         | 583            | 15,124      | 3.9%            |
| January 17, 2021  | 17,885             | 608            | 18,493         | 3.3%        |                 |
| January 24, 2021  | 15,115             | 913            | 16,028         | 5.7%        |                 |
| January 31, 2021  | 16,804             | 490            | 17,294         | 2.8%        |                 |
| February 7, 2021  | 15,839             | 392            | 16,231         | 2.4%        |                 |
| February 14, 2021 | 13,938             | 239            | 14,177         | 1.7%        |                 |
| February 21, 2021 | 15,475             | 311            | 15,786         | 2.0%        |                 |

## Trends in Test Positivity and Testing by County

| County           | Week of Week Begin | Negative Tests | Positive Tests | Total Tests | Test Positivity |
|------------------|--------------------|----------------|----------------|-------------|-----------------|
| Lane             | February 28, 2021  | 12,258         | 198            | 12,456      | 1.6%            |
|                  | March 7, 2021      | 13,691         | 88             | 13,779      | 0.6%            |
|                  | March 14, 2021     | 12,146         | 98             | 12,244      | 0.8%            |
|                  | March 21, 2021     | 7,807          | 158            | 7,965       | 2.0%            |
|                  | March 28, 2021     | 11,268         | 277            | 11,545      | 2.4%            |
|                  | April 4, 2021      | 14,131         | 386            | 14,517      | 2.7%            |
|                  | April 11, 2021     | 12,484         | 429            | 12,913      | 3.3%            |
|                  | April 18, 2021     | 16,920         | 638            | 17,558      | 3.6%            |
|                  | April 25, 2021     | 14,306         | 563            | 14,869      | 3.8%            |
|                  | May 2, 2021        | 12,930         | 465            | 13,395      | 3.5%            |
|                  | May 9, 2021        | 11,033         | 383            | 11,416      | 3.4%            |
|                  | May 16, 2021       | 10,927         | 290            | 11,217      | 2.6%            |
|                  | May 23, 2021       | 9,236          | 236            | 9,472       | 2.5%            |
|                  | May 30, 2021       | 1,820          | 85             | 1,905       | 4.5%            |
| Lincoln          | March 29, 2020     | 44             | 3              | 47          | 6.4%            |
|                  | April 5, 2020      | 140            | 1              | 141         | 0.7%            |
|                  | April 12, 2020     | 151            | 5              | 156         | 3.2%            |
|                  | April 19, 2020     | 253            | 2              | 255         | 0.8%            |
|                  | April 26, 2020     | 278            | 1              | 279         | 0.4%            |
|                  | May 3, 2020        | 329            | 2              | 331         | 0.6%            |
|                  | May 10, 2020       | 556            | 3              | 559         | 0.5%            |
|                  | May 17, 2020       | 404            | 5              | 409         | 1.2%            |
|                  | May 24, 2020       | 396            | 7              | 403         | 1.7%            |
|                  | May 31, 2020       | 894            | 185            | 1,079       | 17.1%           |
|                  | June 7, 2020       | 1,800          | 142            | 1,942       | 7.3%            |
|                  | June 14, 2020      | 1,625          | 153            | 1,778       | 8.6%            |
|                  | June 21, 2020      | 1,641          | 59             | 1,700       | 3.5%            |
|                  | June 28, 2020      | 438            | 58             | 496         | 11.7%           |
|                  | July 5, 2020       | 722            | 37             | 759         | 4.9%            |
|                  | July 12, 2020      | 648            | 10             | 658         | 1.5%            |
|                  | July 19, 2020      | 2,019          | 35             | 2,054       | 1.7%            |
|                  | July 26, 2020      | 633            | 23             | 656         | 3.5%            |
|                  | August 2, 2020     | 591            | 50             | 641         | 7.8%            |
|                  | August 9, 2020     | 521            | 38             | 559         | 6.8%            |
|                  | August 16, 2020    | 682            | 37             | 719         | 5.1%            |
|                  | August 23, 2020    | 476            | 226            | 702         | 32.2%           |
|                  | August 30, 2020    | 605            | 220            | 825         | 26.7%           |
|                  | September 6, 2020  | 641            | 8              | 649         | 1.2%            |
|                  | September 13, 2020 | 553            | 13             | 566         | 2.3%            |
|                  | September 20, 2020 | 601            | 11             | 612         | 1.8%            |
|                  | September 27, 2020 | 663            | 74             | 737         | 10.0%           |
|                  | October 4, 2020    | 530            | 86             | 616         | 14.0%           |
| October 11, 2020 | 435                | 16             | 451            | 3.5%        |                 |
| October 18, 2020 | 559                | 13             | 572            | 2.3%        |                 |
| October 25, 2020 | 493                | 13             | 506            | 2.6%        |                 |
| November 1, 2020 | 474                | 5              | 479            | 1.0%        |                 |

## Trends in Test Positivity and Testing by County

| County  | Week of Week Begin | Negative Tests | Positive Tests | Total Tests | Test Positivity |
|---------|--------------------|----------------|----------------|-------------|-----------------|
| Lincoln | November 8, 2020   | 877            | 12             | 889         | 1.3%            |
|         | November 15, 2020  | 1,078          | 20             | 1,098       | 1.8%            |
|         | November 22, 2020  | 557            | 50             | 607         | 8.2%            |
|         | November 29, 2020  | 1,362          | 142            | 1,504       | 9.4%            |
|         | December 6, 2020   | 1,254          | 112            | 1,366       | 8.2%            |
|         | December 13, 2020  | 1,057          | 55             | 1,112       | 4.9%            |
|         | December 20, 2020  | 969            | 49             | 1,018       | 4.8%            |
|         | December 27, 2020  | 1,275          | 84             | 1,359       | 6.2%            |
|         | January 3, 2021    | 730            | 60             | 790         | 7.6%            |
|         | January 10, 2021   | 996            | 58             | 1,054       | 5.5%            |
|         | January 17, 2021   | 886            | 50             | 936         | 5.3%            |
|         | January 24, 2021   | 864            | 46             | 910         | 5.1%            |
|         | January 31, 2021   | 1,069          | 51             | 1,120       | 4.6%            |
|         | February 7, 2021   | 774            | 13             | 787         | 1.7%            |
|         | February 14, 2021  | 753            | 10             | 763         | 1.3%            |
|         | February 21, 2021  | 642            | 26             | 668         | 3.9%            |
|         | February 28, 2021  | 794            | 7              | 801         | 0.9%            |
|         | March 7, 2021      | 362            | 11             | 373         | 2.9%            |
|         | March 14, 2021     | 620            | 20             | 640         | 3.1%            |
|         | March 21, 2021     | 653            | 34             | 687         | 4.9%            |
|         | March 28, 2021     | 808            | 43             | 851         | 5.1%            |
|         | April 4, 2021      | 837            | 44             | 881         | 5.0%            |
|         | April 11, 2021     | 882            | 51             | 933         | 5.5%            |
|         | April 18, 2021     | 912            | 45             | 957         | 4.7%            |
|         | April 25, 2021     | 953            | 33             | 986         | 3.3%            |
|         | May 2, 2021        | 773            | 32             | 805         | 4.0%            |
|         | May 9, 2021        | 745            | 15             | 760         | 2.0%            |
|         | May 16, 2021       | 669            | 9              | 678         | 1.3%            |
|         | May 23, 2021       | 600            | 10             | 610         | 1.6%            |
|         | May 30, 2021       | 123            | 3              | 126         | 2.4%            |
| Linn    | March 29, 2020     | 125            | 10             | 135         | 7.4%            |
|         | April 5, 2020      | 296            | 23             | 319         | 7.2%            |
|         | April 12, 2020     | 311            | 26             | 337         | 7.7%            |
|         | April 19, 2020     | 555            | 38             | 593         | 6.4%            |
|         | April 26, 2020     | 802            | 39             | 841         | 4.6%            |
|         | May 3, 2020        | 946            | 34             | 980         | 3.5%            |
|         | May 10, 2020       | 955            | 38             | 993         | 3.8%            |
|         | May 17, 2020       | 929            | 13             | 942         | 1.4%            |
|         | May 24, 2020       | 847            | 23             | 870         | 2.6%            |
|         | May 31, 2020       | 983            | 12             | 995         | 1.2%            |
|         | June 7, 2020       | 1,750          | 4              | 1,754       | 0.2%            |
|         | June 14, 2020      | 1,585          | 10             | 1,595       | 0.6%            |
|         | June 21, 2020      | 1,452          | 30             | 1,482       | 2.0%            |
|         | June 28, 2020      | 573            | 23             | 596         | 3.9%            |
|         | July 5, 2020       | 1,332          | 49             | 1,381       | 3.5%            |
|         | July 12, 2020      | 1,022          | 23             | 1,045       | 2.2%            |

## Trends in Test Positivity and Testing by County

| County         | Week of Week Begin | Negative Tests | Positive Tests | Total Tests | Test Positivity |
|----------------|--------------------|----------------|----------------|-------------|-----------------|
| Linn           | July 19, 2020      | 3,213          | 65             | 3,278       | 2.0%            |
|                | July 26, 2020      | 1,425          | 25             | 1,450       | 1.7%            |
|                | August 2, 2020     | 1,183          | 78             | 1,261       | 6.2%            |
|                | August 9, 2020     | 1,463          | 75             | 1,538       | 4.9%            |
|                | August 16, 2020    | 1,726          | 50             | 1,776       | 2.8%            |
|                | August 23, 2020    | 1,580          | 485            | 2,065       | 23.5%           |
|                | August 30, 2020    | 1,538          | 459            | 1,997       | 23.0%           |
|                | September 6, 2020  | 1,844          | 38             | 1,882       | 2.0%            |
|                | September 13, 2020 | 1,501          | 127            | 1,628       | 7.8%            |
|                | September 20, 2020 | 1,961          | 84             | 2,045       | 4.1%            |
|                | September 27, 2020 | 2,104          | 222            | 2,326       | 9.5%            |
|                | October 4, 2020    | 1,839          | 147            | 1,986       | 7.4%            |
|                | October 11, 2020   | 1,932          | 81             | 2,013       | 4.0%            |
|                | October 18, 2020   | 2,949          | 96             | 3,045       | 3.2%            |
|                | October 25, 2020   | 2,728          | 131            | 2,859       | 4.6%            |
|                | November 1, 2020   | 2,396          | 149            | 2,545       | 5.9%            |
|                | November 8, 2020   | 2,035          | 109            | 2,144       | 5.1%            |
|                | November 15, 2020  | 2,290          | 162            | 2,452       | 6.6%            |
|                | November 22, 2020  | 2,900          | 214            | 3,114       | 6.9%            |
|                | November 29, 2020  | 5,612          | 882            | 6,494       | 13.6%           |
|                | December 6, 2020   | 5,680          | 451            | 6,131       | 7.4%            |
|                | December 13, 2020  | 5,565          | 408            | 5,973       | 6.8%            |
|                | December 20, 2020  | 4,426          | 334            | 4,760       | 7.0%            |
|                | December 27, 2020  | 4,176          | 295            | 4,471       | 6.6%            |
|                | January 3, 2021    | 3,561          | 292            | 3,853       | 7.6%            |
|                | January 10, 2021   | 4,957          | 266            | 5,223       | 5.1%            |
|                | January 17, 2021   | 4,177          | 159            | 4,336       | 3.7%            |
|                | January 24, 2021   | 4,468          | 217            | 4,685       | 4.6%            |
|                | January 31, 2021   | 3,932          | 184            | 4,116       | 4.5%            |
|                | February 7, 2021   | 3,879          | 145            | 4,024       | 3.6%            |
|                | February 14, 2021  | 2,468          | 56             | 2,524       | 2.2%            |
|                | February 21, 2021  | 3,044          | 62             | 3,106       | 2.0%            |
|                | February 28, 2021  | 4,032          | 60             | 4,092       | 1.5%            |
|                | March 7, 2021      | 2,336          | 71             | 2,407       | 2.9%            |
|                | March 14, 2021     | 2,314          | 70             | 2,384       | 2.9%            |
|                | March 21, 2021     | 2,605          | 77             | 2,682       | 2.9%            |
| March 28, 2021 | 2,453              | 151            | 2,604          | 5.8%        |                 |
| April 4, 2021  | 3,442              | 158            | 3,600          | 4.4%        |                 |
| April 11, 2021 | 2,893              | 232            | 3,125          | 7.4%        |                 |
| April 18, 2021 | 4,543              | 348            | 4,891          | 7.1%        |                 |
| April 25, 2021 | 3,970              | 348            | 4,318          | 8.1%        |                 |
| May 2, 2021    | 4,038              | 394            | 4,432          | 8.9%        |                 |
| May 9, 2021    | 4,072              | 294            | 4,366          | 6.7%        |                 |
| May 16, 2021   | 3,638              | 271            | 3,909          | 6.9%        |                 |
| May 23, 2021   | 3,022              | 200            | 3,222          | 6.2%        |                 |
| May 30, 2021   | 621                | 50             | 671            | 7.5%        |                 |



## Trends in Test Positivity and Testing by County

| County           | Week of Week Begin | Negative Tests | Positive Tests | Total Tests | Test Positivity |
|------------------|--------------------|----------------|----------------|-------------|-----------------|
| Malheur          | March 29, 2020     | 47             | 3              | 50          | 6.0%            |
|                  | April 5, 2020      | 56             | 5              | 61          | 8.2%            |
|                  | April 12, 2020     | 41             | 1              | 42          | 2.4%            |
|                  | April 19, 2020     | 46             | 1              | 47          | 2.1%            |
|                  | April 26, 2020     | 48             | 7              | 55          | 12.7%           |
|                  | May 3, 2020        | 45             | 4              | 49          | 8.2%            |
|                  | May 10, 2020       | 169            | 36             | 205         | 17.6%           |
|                  | May 17, 2020       | 110            | 28             | 138         | 20.3%           |
|                  | May 24, 2020       | 155            | 56             | 211         | 26.5%           |
|                  | May 31, 2020       | 106            | 25             | 131         | 19.1%           |
|                  | June 7, 2020       | 116            | 23             | 139         | 16.5%           |
|                  | June 14, 2020      | 189            | 32             | 221         | 14.5%           |
|                  | June 21, 2020      | 320            | 111            | 431         | 25.8%           |
|                  | June 28, 2020      | 522            | 142            | 664         | 21.4%           |
|                  | July 5, 2020       | 398            | 200            | 598         | 33.4%           |
|                  | July 12, 2020      | 343            | 112            | 455         | 24.6%           |
|                  | July 19, 2020      | 403            | 263            | 666         | 39.5%           |
|                  | July 26, 2020      | 349            | 226            | 575         | 39.3%           |
|                  | August 2, 2020     | 439            | 223            | 662         | 33.7%           |
|                  | August 9, 2020     | 307            | 206            | 513         | 40.2%           |
|                  | August 16, 2020    | 402            | 262            | 664         | 39.5%           |
|                  | August 23, 2020    | 599            | 236            | 835         | 28.3%           |
|                  | August 30, 2020    | 444            | 152            | 596         | 25.5%           |
|                  | September 6, 2020  | 514            | 129            | 643         | 20.1%           |
|                  | September 13, 2020 | 462            | 155            | 617         | 25.1%           |
|                  | September 20, 2020 | 568            | 147            | 715         | 20.6%           |
|                  | September 27, 2020 | 628            | 110            | 738         | 14.9%           |
|                  | October 4, 2020    | 466            | 116            | 582         | 19.9%           |
|                  | October 11, 2020   | 446            | 160            | 606         | 26.4%           |
|                  | October 18, 2020   | 632            | 128            | 760         | 16.8%           |
|                  | October 25, 2020   | 547            | 142            | 689         | 20.6%           |
|                  | November 1, 2020   | 553            | 166            | 719         | 23.1%           |
|                  | November 8, 2020   | 579            | 143            | 722         | 19.8%           |
|                  | November 15, 2020  | 608            | 155            | 763         | 20.3%           |
|                  | November 22, 2020  | 484            | 107            | 591         | 18.1%           |
|                  | November 29, 2020  | 1,051          | 170            | 1,221       | 13.9%           |
|                  | December 6, 2020   | 637            | 114            | 751         | 15.2%           |
|                  | December 13, 2020  | 804            | 82             | 886         | 9.3%            |
|                  | December 20, 2020  | 598            | 87             | 685         | 12.7%           |
|                  | December 27, 2020  | 627            | 94             | 721         | 13.0%           |
| January 3, 2021  | 464                | 35             | 499            | 7.0%        |                 |
| January 10, 2021 | 786                | 85             | 871            | 9.8%        |                 |
| January 17, 2021 | 692                | 77             | 769            | 10.0%       |                 |
| January 24, 2021 | 633                | 66             | 699            | 9.4%        |                 |
| January 31, 2021 | 955                | 42             | 997            | 4.2%        |                 |
| February 7, 2021 | 501                | 5              | 506            | 1.0%        |                 |

## Trends in Test Positivity and Testing by County

| County  | Week of Week Begin | Negative Tests | Positive Tests | Total Tests | Test Positivity |
|---------|--------------------|----------------|----------------|-------------|-----------------|
| Malheur | February 14, 2021  | 428            | 30             | 458         | 6.6%            |
|         | February 21, 2021  | 644            | 21             | 665         | 3.2%            |
|         | February 28, 2021  | 749            | 17             | 766         | 2.2%            |
|         | March 7, 2021      | 544            | 3              | 547         | 0.5%            |
|         | March 14, 2021     | 502            | 9              | 511         | 1.8%            |
|         | March 21, 2021     | 351            | 9              | 360         | 2.5%            |
|         | March 28, 2021     | 531            | 17             | 548         | 3.1%            |
|         | April 4, 2021      | 597            | 34             | 631         | 5.4%            |
|         | April 11, 2021     | 619            | 28             | 647         | 4.3%            |
|         | April 18, 2021     | 539            | 24             | 563         | 4.3%            |
|         | April 25, 2021     | 467            | 34             | 501         | 6.8%            |
|         | May 2, 2021        | 487            | 27             | 514         | 5.3%            |
|         | May 9, 2021        | 437            | 36             | 473         | 7.6%            |
|         | May 16, 2021       | 293            | 26             | 319         | 8.2%            |
|         | May 23, 2021       | 349            | 36             | 385         | 9.4%            |
|         | May 30, 2021       | 84             | 4              | 88          | 4.5%            |
| Marion  | March 29, 2020     | 766            | 194            | 960         | 20.2%           |
|         | April 5, 2020      | 843            | 134            | 977         | 13.7%           |
|         | April 12, 2020     | 674            | 167            | 841         | 19.9%           |
|         | April 19, 2020     | 829            | 155            | 984         | 15.8%           |
|         | April 26, 2020     | 1,846          | 341            | 2,187       | 15.6%           |
|         | May 3, 2020        | 1,389          | 191            | 1,580       | 12.1%           |
|         | May 10, 2020       | 2,006          | 377            | 2,383       | 15.8%           |
|         | May 17, 2020       | 1,780          | 120            | 1,900       | 6.3%            |
|         | May 24, 2020       | 1,641          | 83             | 1,724       | 4.8%            |
|         | May 31, 2020       | 1,707          | 124            | 1,831       | 6.8%            |
|         | June 7, 2020       | 2,148          | 142            | 2,290       | 6.2%            |
|         | June 14, 2020      | 2,480          | 145            | 2,625       | 5.5%            |
|         | June 21, 2020      | 2,932          | 211            | 3,143       | 6.7%            |
|         | June 28, 2020      | 2,929          | 256            | 3,185       | 8.0%            |
|         | July 5, 2020       | 3,228          | 291            | 3,519       | 8.3%            |
|         | July 12, 2020      | 3,947          | 306            | 4,253       | 7.2%            |
|         | July 19, 2020      | 4,797          | 426            | 5,223       | 8.2%            |
|         | July 26, 2020      | 4,328          | 314            | 4,642       | 6.8%            |
|         | August 2, 2020     | 2,960          | 749            | 3,709       | 20.2%           |
|         | August 9, 2020     | 3,818          | 341            | 4,159       | 8.2%            |
|         | August 16, 2020    | 4,943          | 465            | 5,408       | 8.6%            |
|         | August 23, 2020    | 5,278          | 455            | 5,733       | 7.9%            |
|         | August 30, 2020    | 5,034          | 463            | 5,497       | 8.4%            |
|         | September 6, 2020  | 4,030          | 257            | 4,287       | 6.0%            |
|         | September 13, 2020 | 4,157          | 312            | 4,469       | 7.0%            |
|         | September 20, 2020 | 4,722          | 372            | 5,094       | 7.3%            |
|         | September 27, 2020 | 7,160          | 446            | 7,606       | 5.9%            |
|         | October 4, 2020    | 6,063          | 350            | 6,413       | 5.5%            |
|         | October 11, 2020   | 5,390          | 332            | 5,722       | 5.8%            |
|         | October 18, 2020   | 6,845          | 393            | 7,238       | 5.4%            |

## Trends in Test Positivity and Testing by County

| County       | Week of Week Begin | Negative Tests | Positive Tests | Total Tests | Test Positivity |
|--------------|--------------------|----------------|----------------|-------------|-----------------|
| Marion       | October 25, 2020   | 9,293          | 566            | 9,859       | 5.7%            |
|              | November 1, 2020   | 7,808          | 672            | 8,480       | 7.9%            |
|              | November 8, 2020   | 9,317          | 903            | 10,220      | 8.8%            |
|              | November 15, 2020  | 9,835          | 1,058          | 10,893      | 9.7%            |
|              | November 22, 2020  | 10,420         | 1,388          | 11,808      | 11.8%           |
|              | November 29, 2020  | 13,813         | 2,149          | 15,962      | 13.5%           |
|              | December 6, 2020   | 11,270         | 1,670          | 12,940      | 12.9%           |
|              | December 13, 2020  | 13,103         | 1,730          | 14,833      | 11.7%           |
|              | December 20, 2020  | 11,457         | 1,456          | 12,913      | 11.3%           |
|              | December 27, 2020  | 11,135         | 1,511          | 12,646      | 11.9%           |
|              | January 3, 2021    | 9,404          | 1,219          | 10,623      | 11.5%           |
|              | January 10, 2021   | 9,925          | 1,043          | 10,968      | 9.5%            |
|              | January 17, 2021   | 8,961          | 872            | 9,833       | 8.9%            |
|              | January 24, 2021   | 9,451          | 812            | 10,263      | 7.9%            |
|              | January 31, 2021   | 8,578          | 671            | 9,249       | 7.3%            |
|              | February 7, 2021   | 7,778          | 348            | 8,126       | 4.3%            |
|              | February 14, 2021  | 4,862          | 298            | 5,160       | 5.8%            |
|              | February 21, 2021  | 8,453          | 390            | 8,843       | 4.4%            |
|              | February 28, 2021  | 10,002         | 302            | 10,304      | 2.9%            |
|              | March 7, 2021      | 6,843          | 291            | 7,134       | 4.1%            |
|              | March 14, 2021     | 7,078          | 268            | 7,346       | 3.6%            |
|              | March 21, 2021     | 6,988          | 256            | 7,244       | 3.5%            |
|              | March 28, 2021     | 6,578          | 279            | 6,857       | 4.1%            |
|              | April 4, 2021      | 6,551          | 421            | 6,972       | 6.0%            |
|              | April 11, 2021     | 7,000          | 579            | 7,579       | 7.6%            |
|              | April 18, 2021     | 9,384          | 1,002          | 10,386      | 9.6%            |
|              | April 25, 2021     | 7,845          | 744            | 8,589       | 8.7%            |
|              | May 2, 2021        | 7,289          | 618            | 7,907       | 7.8%            |
|              | May 9, 2021        | 6,605          | 699            | 7,304       | 9.6%            |
|              | May 16, 2021       | 6,376          | 541            | 6,917       | 7.8%            |
| May 23, 2021 | 6,361              | 443            | 6,804          | 6.5%        |                 |
| May 30, 2021 | 1,389              | 139            | 1,528          | 9.1%        |                 |
| Morrow       | March 29, 2020     | 12             | 5              | 17          | 29.4%           |
|              | April 5, 2020      | 11             | 5              | 16          | 31.3%           |
|              | April 12, 2020     | 11             | 0              | 11          | 0.0%            |
|              | April 19, 2020     | 26             | 2              | 28          | 7.1%            |
|              | April 26, 2020     | 17             | 5              | 22          | 22.7%           |
|              | May 3, 2020        | 21             | 1              | 22          | 4.5%            |
|              | May 10, 2020       | 16             | 0              | 16          | 0.0%            |
|              | May 17, 2020       | 17             | 0              | 17          | 0.0%            |
|              | May 24, 2020       | 20             | 0              | 20          | 0.0%            |
|              | May 31, 2020       | 24             | 2              | 26          | 7.7%            |
|              | June 7, 2020       | 24             | 0              | 24          | 0.0%            |
|              | June 14, 2020      | 85             | 15             | 100         | 15.0%           |
|              | June 21, 2020      | 111            | 36             | 147         | 24.5%           |
|              | June 28, 2020      | 139            | 41             | 180         | 22.8%           |

## Trends in Test Positivity and Testing by County

| County         | Week of Week Begin | Negative Tests | Positive Tests | Total Tests | Test Positivity |
|----------------|--------------------|----------------|----------------|-------------|-----------------|
| Morrow         | July 5, 2020       | 121            | 29             | 150         | 19.3%           |
|                | July 12, 2020      | 378            | 76             | 454         | 16.7%           |
|                | July 19, 2020      | 179            | 70             | 249         | 28.1%           |
|                | July 26, 2020      | 160            | 65             | 225         | 28.9%           |
|                | August 2, 2020     | 169            | 91             | 260         | 35.0%           |
|                | August 9, 2020     | 121            | 47             | 168         | 28.0%           |
|                | August 16, 2020    | 99             | 23             | 122         | 18.9%           |
|                | August 23, 2020    | 153            | 49             | 202         | 24.3%           |
|                | August 30, 2020    | 88             | 22             | 110         | 20.0%           |
|                | September 6, 2020  | 53             | 16             | 69          | 23.2%           |
|                | September 13, 2020 | 103            | 19             | 122         | 15.6%           |
|                | September 20, 2020 | 98             | 24             | 122         | 19.7%           |
|                | September 27, 2020 | 142            | 14             | 156         | 9.0%            |
|                | October 4, 2020    | 130            | 8              | 138         | 5.8%            |
|                | October 11, 2020   | 82             | 18             | 100         | 18.0%           |
|                | October 18, 2020   | 97             | 5              | 102         | 4.9%            |
|                | October 25, 2020   | 158            | 11             | 169         | 6.5%            |
|                | November 1, 2020   | 145            | 13             | 158         | 8.2%            |
|                | November 8, 2020   | 153            | 20             | 173         | 11.6%           |
|                | November 15, 2020  | 200            | 17             | 217         | 7.8%            |
|                | November 22, 2020  | 194            | 54             | 248         | 21.8%           |
|                | November 29, 2020  | 293            | 58             | 351         | 16.5%           |
|                | December 6, 2020   | 221            | 47             | 268         | 17.5%           |
|                | December 13, 2020  | 233            | 31             | 264         | 11.7%           |
|                | December 20, 2020  | 139            | 28             | 167         | 16.8%           |
|                | December 27, 2020  | 198            | 46             | 244         | 18.9%           |
|                | January 3, 2021    | 177            | 51             | 228         | 22.4%           |
|                | January 10, 2021   | 184            | 54             | 238         | 22.7%           |
|                | January 17, 2021   | 160            | 42             | 202         | 20.8%           |
|                | January 24, 2021   | 204            | 35             | 239         | 14.6%           |
|                | January 31, 2021   | 176            | 14             | 190         | 7.4%            |
|                | February 7, 2021   | 132            | 20             | 152         | 13.2%           |
|                | February 14, 2021  | 132            | 14             | 146         | 9.6%            |
|                | February 21, 2021  | 196            | 19             | 215         | 8.8%            |
|                | February 28, 2021  | 204            | 7              | 211         | 3.3%            |
|                | March 7, 2021      | 146            | 2              | 148         | 1.4%            |
| March 14, 2021 | 125                | 1              | 126            | 0.8%        |                 |
| March 21, 2021 | 131                | 3              | 134            | 2.2%        |                 |
| March 28, 2021 | 107                | 5              | 112            | 4.5%        |                 |
| April 4, 2021  | 122                | 4              | 126            | 3.2%        |                 |
| April 11, 2021 | 141                | 10             | 151            | 6.6%        |                 |
| April 18, 2021 | 204                | 13             | 217            | 6.0%        |                 |
| April 25, 2021 | 156                | 7              | 163            | 4.3%        |                 |
| May 2, 2021    | 156                | 3              | 159            | 1.9%        |                 |
| May 9, 2021    | 144                | 13             | 157            | 8.3%        |                 |
| May 16, 2021   | 130                | 11             | 141            | 7.8%        |                 |

## Trends in Test Positivity and Testing by County

| County            | Week of Week Begin | Negative Tests | Positive Tests | Total Tests | Test Positivity |
|-------------------|--------------------|----------------|----------------|-------------|-----------------|
| Morrow            | May 23, 2021       | 131            | 12             | 143         | 8.4%            |
|                   | May 30, 2021       | 28             | 6              | 34          | 17.6%           |
| Multnomah         | March 29, 2020     | 3,076          | 319            | 3,395       | 9.4%            |
|                   | April 5, 2020      | 3,454          | 249            | 3,703       | 6.7%            |
|                   | April 12, 2020     | 3,069          | 314            | 3,383       | 9.3%            |
|                   | April 19, 2020     | 4,301          | 349            | 4,650       | 7.5%            |
|                   | April 26, 2020     | 5,373          | 310            | 5,683       | 5.5%            |
|                   | May 3, 2020        | 5,130          | 241            | 5,371       | 4.5%            |
|                   | May 10, 2020       | 6,263          | 249            | 6,512       | 3.8%            |
|                   | May 17, 2020       | 6,205          | 133            | 6,338       | 2.1%            |
|                   | May 24, 2020       | 6,726          | 207            | 6,933       | 3.0%            |
|                   | May 31, 2020       | 6,721          | 253            | 6,974       | 3.6%            |
|                   | June 7, 2020       | 9,884          | 364            | 10,248      | 3.6%            |
|                   | June 14, 2020      | 10,805         | 483            | 11,288      | 4.3%            |
|                   | June 21, 2020      | 11,852         | 544            | 12,396      | 4.4%            |
|                   | June 28, 2020      | 14,236         | 623            | 14,859      | 4.2%            |
|                   | July 5, 2020       | 13,646         | 707            | 14,353      | 4.9%            |
|                   | July 12, 2020      | 15,118         | 925            | 16,043      | 5.8%            |
|                   | July 19, 2020      | 13,664         | 784            | 14,448      | 5.4%            |
|                   | July 26, 2020      | 11,080         | 644            | 11,724      | 5.5%            |
|                   | August 2, 2020     | 8,683          | 1,692          | 10,375      | 16.3%           |
|                   | August 9, 2020     | 12,058         | 508            | 12,566      | 4.0%            |
|                   | August 16, 2020    | 11,707         | 532            | 12,239      | 4.3%            |
|                   | August 23, 2020    | 13,255         | 480            | 13,735      | 3.5%            |
|                   | August 30, 2020    | 12,718         | 375            | 13,093      | 2.9%            |
|                   | September 6, 2020  | 10,492         | 367            | 10,859      | 3.4%            |
|                   | September 13, 2020 | 9,379          | 514            | 9,893       | 5.2%            |
|                   | September 20, 2020 | 11,690         | 485            | 12,175      | 4.0%            |
|                   | September 27, 2020 | 17,200         | 579            | 17,779      | 3.3%            |
|                   | October 4, 2020    | 16,892         | 686            | 17,578      | 3.9%            |
|                   | October 11, 2020   | 21,373         | 838            | 22,211      | 3.8%            |
|                   | October 18, 2020   | 21,121         | 927            | 22,048      | 4.2%            |
|                   | October 25, 2020   | 25,545         | 1,263          | 26,808      | 4.7%            |
|                   | November 1, 2020   | 25,488         | 1,937          | 27,425      | 7.1%            |
| November 8, 2020  | 27,683             | 2,264          | 29,947         | 7.6%        |                 |
| November 15, 2020 | 30,710             | 2,595          | 33,305         | 7.8%        |                 |
| November 22, 2020 | 35,027             | 3,353          | 38,380         | 8.7%        |                 |
| November 29, 2020 | 35,834             | 3,046          | 38,880         | 7.8%        |                 |
| December 6, 2020  | 31,638             | 2,314          | 33,952         | 6.8%        |                 |
| December 13, 2020 | 34,619             | 2,287          | 36,906         | 6.2%        |                 |
| December 20, 2020 | 30,927             | 1,905          | 32,832         | 5.8%        |                 |
| December 27, 2020 | 28,463             | 1,964          | 30,427         | 6.5%        |                 |
| January 3, 2021   | 23,739             | 1,578          | 25,317         | 6.2%        |                 |
| January 10, 2021  | 28,677             | 1,461          | 30,138         | 4.8%        |                 |
| January 17, 2021  | 25,224             | 1,162          | 26,386         | 4.4%        |                 |
| January 24, 2021  | 27,348             | 1,273          | 28,621         | 4.4%        |                 |

## Trends in Test Positivity and Testing by County

| County          | Week of Week Begin | Negative Tests | Positive Tests | Total Tests | Test Positivity |
|-----------------|--------------------|----------------|----------------|-------------|-----------------|
| Multnomah       | January 31, 2021   | 25,951         | 1,064          | 27,015      | 3.9%            |
|                 | February 7, 2021   | 23,581         | 632            | 24,213      | 2.6%            |
|                 | February 14, 2021  | 12,883         | 513            | 13,396      | 3.8%            |
|                 | February 21, 2021  | 26,828         | 713            | 27,541      | 2.6%            |
|                 | February 28, 2021  | 32,708         | 634            | 33,342      | 1.9%            |
|                 | March 7, 2021      | 19,342         | 589            | 19,931      | 3.0%            |
|                 | March 14, 2021     | 24,127         | 487            | 24,614      | 2.0%            |
|                 | March 21, 2021     | 21,130         | 543            | 21,673      | 2.5%            |
|                 | March 28, 2021     | 19,270         | 714            | 19,984      | 3.6%            |
|                 | April 4, 2021      | 20,253         | 815            | 21,068      | 3.9%            |
|                 | April 11, 2021     | 26,233         | 1,075          | 27,308      | 3.9%            |
|                 | April 18, 2021     | 26,400         | 1,596          | 27,996      | 5.7%            |
|                 | April 25, 2021     | 20,966         | 1,430          | 22,396      | 6.4%            |
|                 | May 2, 2021        | 22,094         | 1,291          | 23,385      | 5.5%            |
|                 | May 9, 2021        | 21,100         | 1,363          | 22,463      | 6.1%            |
|                 | May 16, 2021       | 23,000         | 1,324          | 24,324      | 5.4%            |
|                 | May 23, 2021       | 18,965         | 846            | 19,811      | 4.3%            |
|                 | May 30, 2021       | 4,334          | 171            | 4,505       | 3.8%            |
| Polk            | March 29, 2020     | 121            | 26             | 147         | 17.7%           |
|                 | April 5, 2020      | 120            | 12             | 132         | 9.1%            |
|                 | April 12, 2020     | 99             | 1              | 100         | 1.0%            |
|                 | April 19, 2020     | 146            | 7              | 153         | 4.6%            |
|                 | April 26, 2020     | 197            | 6              | 203         | 3.0%            |
|                 | May 3, 2020        | 272            | 40             | 312         | 12.8%           |
|                 | May 10, 2020       | 270            | 16             | 286         | 5.6%            |
|                 | May 17, 2020       | 217            | 7              | 224         | 3.1%            |
|                 | May 24, 2020       | 240            | 10             | 250         | 4.0%            |
|                 | May 31, 2020       | 250            | 4              | 254         | 1.6%            |
|                 | June 7, 2020       | 296            | 18             | 314         | 5.7%            |
|                 | June 14, 2020      | 400            | 14             | 414         | 3.4%            |
|                 | June 21, 2020      | 430            | 19             | 449         | 4.2%            |
|                 | June 28, 2020      | 478            | 22             | 500         | 4.4%            |
|                 | July 5, 2020       | 463            | 19             | 482         | 3.9%            |
|                 | July 12, 2020      | 718            | 26             | 744         | 3.5%            |
|                 | July 19, 2020      | 993            | 46             | 1,039       | 4.4%            |
|                 | July 26, 2020      | 980            | 49             | 1,029       | 4.8%            |
|                 | August 2, 2020     | 635            | 57             | 692         | 8.2%            |
|                 | August 9, 2020     | 795            | 45             | 840         | 5.4%            |
|                 | August 16, 2020    | 900            | 39             | 939         | 4.2%            |
|                 | August 23, 2020    | 991            | 65             | 1,056       | 6.2%            |
|                 | August 30, 2020    | 1,040          | 39             | 1,079       | 3.6%            |
|                 | September 6, 2020  | 762            | 42             | 804         | 5.2%            |
|                 | September 13, 2020 | 702            | 33             | 735         | 4.5%            |
|                 | September 20, 2020 | 868            | 35             | 903         | 3.9%            |
|                 | September 27, 2020 | 1,254          | 31             | 1,285       | 2.4%            |
| October 4, 2020 | 1,323              | 52             | 1,375          | 3.8%        |                 |

## Trends in Test Positivity and Testing by County

| County       | Week of Week Begin | Negative Tests | Positive Tests | Total Tests | Test Positivity |
|--------------|--------------------|----------------|----------------|-------------|-----------------|
| Polk         | October 11, 2020   | 1,310          | 44             | 1,354       | 3.2%            |
|              | October 18, 2020   | 1,693          | 30             | 1,723       | 1.7%            |
|              | October 25, 2020   | 1,857          | 62             | 1,919       | 3.2%            |
|              | November 1, 2020   | 1,579          | 105            | 1,684       | 6.2%            |
|              | November 8, 2020   | 1,869          | 132            | 2,001       | 6.6%            |
|              | November 15, 2020  | 2,207          | 195            | 2,402       | 8.1%            |
|              | November 22, 2020  | 2,170          | 298            | 2,468       | 12.1%           |
|              | November 29, 2020  | 2,443          | 279            | 2,722       | 10.2%           |
|              | December 6, 2020   | 2,726          | 211            | 2,937       | 7.2%            |
|              | December 13, 2020  | 3,043          | 246            | 3,289       | 7.5%            |
|              | December 20, 2020  | 2,286          | 222            | 2,508       | 8.9%            |
|              | December 27, 2020  | 2,663          | 266            | 2,929       | 9.1%            |
|              | January 3, 2021    | 1,745          | 240            | 1,985       | 12.1%           |
|              | January 10, 2021   | 2,091          | 193            | 2,284       | 8.5%            |
|              | January 17, 2021   | 2,032          | 157            | 2,189       | 7.2%            |
|              | January 24, 2021   | 1,809          | 146            | 1,955       | 7.5%            |
|              | January 31, 2021   | 2,027          | 144            | 2,171       | 6.6%            |
|              | February 7, 2021   | 1,840          | 109            | 1,949       | 5.6%            |
|              | February 14, 2021  | 1,119          | 68             | 1,187       | 5.7%            |
|              | February 21, 2021  | 1,860          | 98             | 1,958       | 5.0%            |
|              | February 28, 2021  | 1,766          | 53             | 1,819       | 2.9%            |
|              | March 7, 2021      | 1,205          | 33             | 1,238       | 2.7%            |
|              | March 14, 2021     | 1,410          | 20             | 1,430       | 1.4%            |
|              | March 21, 2021     | 1,238          | 45             | 1,283       | 3.5%            |
|              | March 28, 2021     | 1,291          | 98             | 1,389       | 7.1%            |
|              | April 4, 2021      | 1,558          | 80             | 1,638       | 4.9%            |
|              | April 11, 2021     | 1,729          | 109            | 1,838       | 5.9%            |
|              | April 18, 2021     | 1,894          | 162            | 2,056       | 7.9%            |
|              | April 25, 2021     | 1,782          | 113            | 1,895       | 6.0%            |
|              | May 2, 2021        | 1,493          | 100            | 1,593       | 6.3%            |
|              | May 9, 2021        | 1,697          | 111            | 1,808       | 6.1%            |
|              | May 16, 2021       | 1,651          | 82             | 1,733       | 4.7%            |
| May 23, 2021 | 1,449              | 65             | 1,514          | 4.3%        |                 |
| May 30, 2021 | 294                | 21             | 315            | 6.7%        |                 |
| Sherman      | March 29, 2020     | 3              | 0              | 3           | 0.0%            |
|              | April 5, 2020      | 7              | 1              | 8           | 12.5%           |
|              | April 12, 2020     | 12             | 0              | 12          | 0.0%            |
|              | April 19, 2020     | 14             | 0              | 14          | 0.0%            |
|              | April 26, 2020     | 8              | 0              | 8           | 0.0%            |
|              | May 3, 2020        | 19             | 0              | 19          | 0.0%            |
|              | May 10, 2020       | 13             | 0              | 13          | 0.0%            |
|              | May 17, 2020       | 13             | 0              | 13          | 0.0%            |
|              | May 24, 2020       | 9              | 1              | 10          | 10.0%           |
|              | May 31, 2020       | 33             | 0              | 33          | 0.0%            |
|              | June 7, 2020       | 20             | 0              | 20          | 0.0%            |
|              | June 14, 2020      | 17             | 0              | 17          | 0.0%            |

## Trends in Test Positivity and Testing by County

| County            | Week of Week Begin | Negative Tests | Positive Tests | Total Tests | Test Positivity |
|-------------------|--------------------|----------------|----------------|-------------|-----------------|
| Sherman           | June 21, 2020      | 12             | 0              | 12          | 0.0%            |
|                   | June 28, 2020      | 19             | 1              | 20          | 5.0%            |
|                   | July 5, 2020       | 43             | 1              | 44          | 2.3%            |
|                   | July 12, 2020      | 26             | 4              | 30          | 13.3%           |
|                   | July 19, 2020      | 35             | 1              | 36          | 2.8%            |
|                   | July 26, 2020      | 23             | 5              | 28          | 17.9%           |
|                   | August 2, 2020     | 34             | 8              | 42          | 19.0%           |
|                   | August 9, 2020     | 23             | 0              | 23          | 0.0%            |
|                   | August 16, 2020    | 16             | 4              | 20          | 20.0%           |
|                   | August 23, 2020    | 18             | 2              | 20          | 10.0%           |
|                   | August 30, 2020    | 26             | 1              | 27          | 3.7%            |
|                   | September 6, 2020  | 11             | 0              | 11          | 0.0%            |
|                   | September 13, 2020 | 9              | 0              | 9           | 0.0%            |
|                   | September 20, 2020 | 13             | 0              | 13          | 0.0%            |
|                   | September 27, 2020 | 14             | 0              | 14          | 0.0%            |
|                   | October 4, 2020    | 27             | 0              | 27          | 0.0%            |
|                   | October 11, 2020   | 26             | 0              | 26          | 0.0%            |
|                   | October 18, 2020   | 28             | 0              | 28          | 0.0%            |
|                   | October 25, 2020   | 38             | 3              | 41          | 7.3%            |
|                   | November 1, 2020   | 33             | 1              | 34          | 2.9%            |
|                   | November 8, 2020   | 22             | 0              | 22          | 0.0%            |
|                   | November 15, 2020  | 28             | 0              | 28          | 0.0%            |
|                   | November 22, 2020  | 38             | 0              | 38          | 0.0%            |
|                   | November 29, 2020  | 27             | 1              | 28          | 3.6%            |
|                   | December 6, 2020   | 62             | 2              | 64          | 3.1%            |
|                   | December 13, 2020  | 45             | 4              | 49          | 8.2%            |
|                   | December 20, 2020  | 60             | 1              | 61          | 1.6%            |
|                   | December 27, 2020  | 44             | 10             | 54          | 18.5%           |
|                   | January 3, 2021    | 32             | 4              | 36          | 11.1%           |
|                   | January 10, 2021   | 33             | 1              | 34          | 2.9%            |
|                   | January 17, 2021   | 19             | 1              | 20          | 5.0%            |
|                   | January 24, 2021   | 20             | 1              | 21          | 4.8%            |
|                   | January 31, 2021   | 42             | 3              | 45          | 6.7%            |
|                   | February 7, 2021   | 26             | 0              | 26          | 0.0%            |
|                   | February 14, 2021  | 17             | 0              | 17          | 0.0%            |
| February 21, 2021 | 21                 | 0              | 21             | 0.0%        |                 |
| February 28, 2021 | 45                 | 0              | 45             | 0.0%        |                 |
| March 7, 2021     | 9                  | 1              | 10             | 10.0%       |                 |
| March 14, 2021    | 17                 | 0              | 17             | 0.0%        |                 |
| March 21, 2021    | 24                 | 0              | 24             | 0.0%        |                 |
| March 28, 2021    | 18                 | 0              | 18             | 0.0%        |                 |
| April 4, 2021     | 23                 | 3              | 26             | 11.5%       |                 |
| April 11, 2021    | 24                 | 2              | 26             | 7.7%        |                 |
| April 18, 2021    | 21                 | 0              | 21             | 0.0%        |                 |
| April 25, 2021    | 25                 | 0              | 25             | 0.0%        |                 |
| May 2, 2021       | 19                 | 1              | 20             | 5.0%        |                 |



## Trends in Test Positivity and Testing by County

| County            | Week of Week Begin | Negative Tests | Positive Tests | Total Tests | Test Positivity |
|-------------------|--------------------|----------------|----------------|-------------|-----------------|
| Sherman           | May 9, 2021        | 25             | 0              | 25          | 0.0%            |
|                   | May 16, 2021       | 33             | 0              | 33          | 0.0%            |
|                   | May 23, 2021       | 27             | 4              | 31          | 12.9%           |
|                   | May 30, 2021       | 11             | 1              | 12          | 8.3%            |
| Tillamook         | March 29, 2020     | 52             | 1              | 53          | 1.9%            |
|                   | April 5, 2020      | 69             | 2              | 71          | 2.8%            |
|                   | April 12, 2020     | 60             | 3              | 63          | 4.8%            |
|                   | April 19, 2020     | 80             | 0              | 80          | 0.0%            |
|                   | April 26, 2020     | 104            | 0              | 104         | 0.0%            |
|                   | May 3, 2020        | 106            | 0              | 106         | 0.0%            |
|                   | May 10, 2020       | 152            | 9              | 161         | 5.6%            |
|                   | May 17, 2020       | 167            | 0              | 167         | 0.0%            |
|                   | May 24, 2020       | 170            | 0              | 170         | 0.0%            |
|                   | May 31, 2020       | 179            | 0              | 179         | 0.0%            |
|                   | June 7, 2020       | 200            | 0              | 200         | 0.0%            |
|                   | June 14, 2020      | 220            | 0              | 220         | 0.0%            |
|                   | June 21, 2020      | 198            | 2              | 200         | 1.0%            |
|                   | June 28, 2020      | 287            | 6              | 293         | 2.0%            |
|                   | July 5, 2020       | 204            | 1              | 205         | 0.5%            |
|                   | July 12, 2020      | 265            | 8              | 273         | 2.9%            |
|                   | July 19, 2020      | 223            | 2              | 225         | 0.9%            |
|                   | July 26, 2020      | 245            | 7              | 252         | 2.8%            |
|                   | August 2, 2020     | 164            | 9              | 173         | 5.2%            |
|                   | August 9, 2020     | 212            | 2              | 214         | 0.9%            |
|                   | August 16, 2020    | 209            | 3              | 212         | 1.4%            |
|                   | August 23, 2020    | 246            | 4              | 250         | 1.6%            |
|                   | August 30, 2020    | 185            | 3              | 188         | 1.6%            |
|                   | September 6, 2020  | 156            | 1              | 157         | 0.6%            |
|                   | September 13, 2020 | 169            | 7              | 176         | 4.0%            |
|                   | September 20, 2020 | 204            | 3              | 207         | 1.4%            |
|                   | September 27, 2020 | 187            | 1              | 188         | 0.5%            |
|                   | October 4, 2020    | 245            | 8              | 253         | 3.2%            |
|                   | October 11, 2020   | 234            | 7              | 241         | 2.9%            |
|                   | October 18, 2020   | 313            | 2              | 315         | 0.6%            |
|                   | October 25, 2020   | 305            | 7              | 312         | 2.2%            |
|                   | November 1, 2020   | 296            | 8              | 304         | 2.6%            |
|                   | November 8, 2020   | 281            | 12             | 293         | 4.1%            |
|                   | November 15, 2020  | 365            | 13             | 378         | 3.4%            |
| November 22, 2020 | 347                | 20             | 367            | 5.4%        |                 |
| November 29, 2020 | 392                | 23             | 415            | 5.5%        |                 |
| December 6, 2020  | 443                | 23             | 466            | 4.9%        |                 |
| December 13, 2020 | 551                | 54             | 605            | 8.9%        |                 |
| December 20, 2020 | 345                | 36             | 381            | 9.4%        |                 |
| December 27, 2020 | 337                | 28             | 365            | 7.7%        |                 |
| January 3, 2021   | 303                | 17             | 320            | 5.3%        |                 |
| January 10, 2021  | 292                | 17             | 309            | 5.5%        |                 |

## Trends in Test Positivity and Testing by County

| County             | Week of Week Begin | Negative Tests | Positive Tests | Total Tests | Test Positivity |
|--------------------|--------------------|----------------|----------------|-------------|-----------------|
| Tillamook          | January 17, 2021   | 287            | 9              | 296         | 3.0%            |
|                    | January 24, 2021   | 314            | 9              | 323         | 2.8%            |
|                    | January 31, 2021   | 298            | 8              | 306         | 2.6%            |
|                    | February 7, 2021   | 270            | 11             | 281         | 3.9%            |
|                    | February 14, 2021  | 215            | 4              | 219         | 1.8%            |
|                    | February 21, 2021  | 379            | 18             | 397         | 4.5%            |
|                    | February 28, 2021  | 452            | 15             | 467         | 3.2%            |
|                    | March 7, 2021      | 289            | 14             | 303         | 4.6%            |
|                    | March 14, 2021     | 280            | 8              | 288         | 2.8%            |
|                    | March 21, 2021     | 323            | 29             | 352         | 8.2%            |
|                    | March 28, 2021     | 400            | 30             | 430         | 7.0%            |
|                    | April 4, 2021      | 390            | 37             | 427         | 8.7%            |
|                    | April 11, 2021     | 358            | 19             | 377         | 5.0%            |
|                    | April 18, 2021     | 371            | 26             | 397         | 6.5%            |
|                    | April 25, 2021     | 377            | 26             | 403         | 6.5%            |
|                    | May 2, 2021        | 331            | 20             | 351         | 5.7%            |
|                    | May 9, 2021        | 379            | 11             | 390         | 2.8%            |
|                    | May 16, 2021       | 283            | 5              | 288         | 1.7%            |
|                    | May 23, 2021       | 309            | 6              | 315         | 1.9%            |
|                    | May 30, 2021       | 88             | 1              | 89          | 1.1%            |
| Umatilla           | March 29, 2020     | 98             | 13             | 111         | 11.7%           |
|                    | April 5, 2020      | 136            | 19             | 155         | 12.3%           |
|                    | April 12, 2020     | 153            | 21             | 174         | 12.1%           |
|                    | April 19, 2020     | 148            | 16             | 164         | 9.8%            |
|                    | April 26, 2020     | 131            | 29             | 160         | 18.1%           |
|                    | May 3, 2020        | 197            | 24             | 221         | 10.9%           |
|                    | May 10, 2020       | 251            | 14             | 265         | 5.3%            |
|                    | May 17, 2020       | 203            | 31             | 234         | 13.2%           |
|                    | May 24, 2020       | 264            | 7              | 271         | 2.6%            |
|                    | May 31, 2020       | 255            | 15             | 270         | 5.6%            |
|                    | June 7, 2020       | 306            | 46             | 352         | 13.1%           |
|                    | June 14, 2020      | 488            | 112            | 600         | 18.7%           |
|                    | June 21, 2020      | 713            | 257            | 970         | 26.5%           |
|                    | June 28, 2020      | 927            | 330            | 1,257       | 26.3%           |
|                    | July 5, 2020       | 859            | 201            | 1,060       | 19.0%           |
|                    | July 12, 2020      | 1,862          | 340            | 2,202       | 15.4%           |
|                    | July 19, 2020      | 1,726          | 393            | 2,119       | 18.5%           |
|                    | July 26, 2020      | 1,819          | 367            | 2,186       | 16.8%           |
|                    | August 2, 2020     | 921            | 295            | 1,216       | 24.3%           |
|                    | August 9, 2020     | 780            | 154            | 934         | 16.5%           |
|                    | August 16, 2020    | 959            | 118            | 1,077       | 11.0%           |
|                    | August 23, 2020    | 1,361          | 157            | 1,518       | 10.3%           |
|                    | August 30, 2020    | 790            | 83             | 873         | 9.5%            |
|                    | September 6, 2020  | 476            | 48             | 524         | 9.2%            |
|                    | September 13, 2020 | 580            | 49             | 629         | 7.8%            |
| September 20, 2020 | 1,237              | 86             | 1,323          | 6.5%        |                 |

## Trends in Test Positivity and Testing by County

| County       | Week of Week Begin | Negative Tests | Positive Tests | Total Tests | Test Positivity |
|--------------|--------------------|----------------|----------------|-------------|-----------------|
| Umatilla     | September 27, 2020 | 973            | 87             | 1,060       | 8.2%            |
|              | October 4, 2020    | 849            | 55             | 904         | 6.1%            |
|              | October 11, 2020   | 1,025          | 73             | 1,098       | 6.6%            |
|              | October 18, 2020   | 1,191          | 90             | 1,281       | 7.0%            |
|              | October 25, 2020   | 1,301          | 101            | 1,402       | 7.2%            |
|              | November 1, 2020   | 1,218          | 144            | 1,362       | 10.6%           |
|              | November 8, 2020   | 1,397          | 204            | 1,601       | 12.7%           |
|              | November 15, 2020  | 1,854          | 250            | 2,104       | 11.9%           |
|              | November 22, 2020  | 1,729          | 274            | 2,003       | 13.7%           |
|              | November 29, 2020  | 3,013          | 531            | 3,544       | 15.0%           |
|              | December 6, 2020   | 2,894          | 299            | 3,193       | 9.4%            |
|              | December 13, 2020  | 2,441          | 296            | 2,737       | 10.8%           |
|              | December 20, 2020  | 1,725          | 280            | 2,005       | 14.0%           |
|              | December 27, 2020  | 2,091          | 500            | 2,591       | 19.3%           |
|              | January 3, 2021    | 2,001          | 526            | 2,527       | 20.8%           |
|              | January 10, 2021   | 1,826          | 434            | 2,260       | 19.2%           |
|              | January 17, 2021   | 1,513          | 284            | 1,797       | 15.8%           |
|              | January 24, 2021   | 1,242          | 197            | 1,439       | 13.7%           |
|              | January 31, 2021   | 1,682          | 212            | 1,894       | 11.2%           |
|              | February 7, 2021   | 1,410          | 150            | 1,560       | 9.6%            |
|              | February 14, 2021  | 1,772          | 197            | 1,969       | 10.0%           |
|              | February 21, 2021  | 1,845          | 104            | 1,949       | 5.3%            |
|              | February 28, 2021  | 1,272          | 64             | 1,336       | 4.8%            |
|              | March 7, 2021      | 1,158          | 55             | 1,213       | 4.5%            |
|              | March 14, 2021     | 996            | 50             | 1,046       | 4.8%            |
|              | March 21, 2021     | 1,025          | 57             | 1,082       | 5.3%            |
|              | March 28, 2021     | 1,238          | 33             | 1,271       | 2.6%            |
|              | April 4, 2021      | 1,007          | 37             | 1,044       | 3.5%            |
|              | April 11, 2021     | 1,203          | 71             | 1,274       | 5.6%            |
|              | April 18, 2021     | 1,578          | 77             | 1,655       | 4.7%            |
|              | April 25, 2021     | 1,209          | 71             | 1,280       | 5.5%            |
|              | May 2, 2021        | 1,169          | 67             | 1,236       | 5.4%            |
|              | May 9, 2021        | 1,263          | 109            | 1,372       | 7.9%            |
| May 16, 2021 | 1,298              | 108            | 1,406          | 7.7%        |                 |
| May 23, 2021 | 1,172              | 73             | 1,245          | 5.9%        |                 |
| May 30, 2021 | 279                | 21             | 300            | 7.0%        |                 |
| Union        | March 29, 2020     | 9              | 4              | 13          | 30.8%           |
|              | April 5, 2020      | 38             | 2              | 40          | 5.0%            |
|              | April 12, 2020     | 8              | 0              | 8           | 0.0%            |
|              | April 19, 2020     | 19             | 0              | 19          | 0.0%            |
|              | April 26, 2020     | 24             | 0              | 24          | 0.0%            |
|              | May 3, 2020        | 27             | 1              | 28          | 3.6%            |
|              | May 10, 2020       | 48             | 3              | 51          | 5.9%            |
|              | May 17, 2020       | 82             | 9              | 91          | 9.9%            |
|              | May 24, 2020       | 53             | 5              | 58          | 8.6%            |
|              | May 31, 2020       | 60             | 1              | 61          | 1.6%            |

## Trends in Test Positivity and Testing by County

| County         | Week of Week Begin | Negative Tests | Positive Tests | Total Tests | Test Positivity |
|----------------|--------------------|----------------|----------------|-------------|-----------------|
| Union          | June 7, 2020       | 81             | 11             | 92          | 12.0%           |
|                | June 14, 2020      | 431            | 231            | 662         | 34.9%           |
|                | June 21, 2020      | 208            | 24             | 232         | 10.3%           |
|                | June 28, 2020      | 108            | 9              | 117         | 7.7%            |
|                | July 5, 2020       | 105            | 16             | 121         | 13.2%           |
|                | July 12, 2020      | 223            | 13             | 236         | 5.5%            |
|                | July 19, 2020      | 158            | 6              | 164         | 3.7%            |
|                | July 26, 2020      | 120            | 3              | 123         | 2.4%            |
|                | August 2, 2020     | 90             | 9              | 99          | 9.1%            |
|                | August 9, 2020     | 68             | 5              | 73          | 6.8%            |
|                | August 16, 2020    | 105            | 6              | 111         | 5.4%            |
|                | August 23, 2020    | 103            | 7              | 110         | 6.4%            |
|                | August 30, 2020    | 102            | 5              | 107         | 4.7%            |
|                | September 6, 2020  | 160            | 3              | 163         | 1.8%            |
|                | September 13, 2020 | 150            | 100            | 250         | 40.0%           |
|                | September 20, 2020 | 1,076          | 13             | 1,089       | 1.2%            |
|                | September 27, 2020 | 1,064          | 14             | 1,078       | 1.3%            |
|                | October 4, 2020    | 312            | 14             | 326         | 4.3%            |
|                | October 11, 2020   | 269            | 15             | 284         | 5.3%            |
|                | October 18, 2020   | 273            | 14             | 287         | 4.9%            |
|                | October 25, 2020   | 373            | 36             | 409         | 8.8%            |
|                | November 1, 2020   | 365            | 53             | 418         | 12.7%           |
|                | November 8, 2020   | 449            | 73             | 522         | 14.0%           |
|                | November 15, 2020  | 510            | 113            | 623         | 18.1%           |
|                | November 22, 2020  | 348            | 122            | 470         | 26.0%           |
|                | November 29, 2020  | 614            | 77             | 691         | 11.1%           |
|                | December 6, 2020   | 563            | 67             | 630         | 10.6%           |
|                | December 13, 2020  | 566            | 54             | 620         | 8.7%            |
|                | December 20, 2020  | 712            | 29             | 741         | 3.9%            |
|                | December 27, 2020  | 349            | 34             | 383         | 8.9%            |
|                | January 3, 2021    | 715            | 81             | 796         | 10.2%           |
|                | January 10, 2021   | 722            | 85             | 807         | 10.5%           |
|                | January 17, 2021   | 437            | 58             | 495         | 11.7%           |
|                | January 24, 2021   | 616            | 40             | 656         | 6.1%            |
|                | January 31, 2021   | 515            | 42             | 557         | 7.5%            |
|                | February 7, 2021   | 497            | 33             | 530         | 6.2%            |
|                | February 14, 2021  | 374            | 15             | 389         | 3.9%            |
|                | February 21, 2021  | 518            | 20             | 538         | 3.7%            |
|                | February 28, 2021  | 461            | 41             | 502         | 8.2%            |
|                | March 7, 2021      | 554            | 47             | 601         | 7.8%            |
| March 14, 2021 | 735                | 22             | 757            | 2.9%        |                 |
| March 21, 2021 | 635                | 22             | 657            | 3.3%        |                 |
| March 28, 2021 | 969                | 31             | 1,000          | 3.1%        |                 |
| April 4, 2021  | 798                | 22             | 820            | 2.7%        |                 |
| April 11, 2021 | 858                | 16             | 874            | 1.8%        |                 |
| April 18, 2021 | 810                | 13             | 823            | 1.6%        |                 |

## Trends in Test Positivity and Testing by County

| County            | Week of Week Begin | Negative Tests | Positive Tests | Total Tests | Test Positivity |
|-------------------|--------------------|----------------|----------------|-------------|-----------------|
| Union             | April 25, 2021     | 449            | 13             | 462         | 2.8%            |
|                   | May 2, 2021        | 387            | 10             | 397         | 2.5%            |
|                   | May 9, 2021        | 366            | 11             | 377         | 2.9%            |
|                   | May 16, 2021       | 414            | 8              | 422         | 1.9%            |
|                   | May 23, 2021       | 378            | 16             | 394         | 4.1%            |
|                   | May 30, 2021       | 72             | 6              | 78          | 7.7%            |
| Wallowa           | April 5, 2020      | 3              | 0              | 3           | 0.0%            |
|                   | April 19, 2020     | 2              | 0              | 2           | 0.0%            |
|                   | April 26, 2020     | 7              | 0              | 7           | 0.0%            |
|                   | May 3, 2020        | 5              | 0              | 5           | 0.0%            |
|                   | May 10, 2020       | 19             | 0              | 19          | 0.0%            |
|                   | May 17, 2020       | 20             | 1              | 21          | 4.8%            |
|                   | May 24, 2020       | 27             | 2              | 29          | 6.9%            |
|                   | May 31, 2020       | 33             | 1              | 34          | 2.9%            |
|                   | June 7, 2020       | 52             | 2              | 54          | 3.7%            |
|                   | June 14, 2020      | 41             | 0              | 41          | 0.0%            |
|                   | June 21, 2020      | 49             | 0              | 49          | 0.0%            |
|                   | June 28, 2020      | 41             | 2              | 43          | 4.7%            |
|                   | July 5, 2020       | 42             | 2              | 44          | 4.5%            |
|                   | July 12, 2020      | 58             | 5              | 63          | 7.9%            |
|                   | July 19, 2020      | 48             | 0              | 48          | 0.0%            |
|                   | July 26, 2020      | 72             | 6              | 78          | 7.7%            |
|                   | August 2, 2020     | 28             | 1              | 29          | 3.4%            |
|                   | August 9, 2020     | 22             | 2              | 24          | 8.3%            |
|                   | August 16, 2020    | 34             | 2              | 36          | 5.6%            |
|                   | August 23, 2020    | 45             | 0              | 45          | 0.0%            |
|                   | August 30, 2020    | 41             | 1              | 42          | 2.4%            |
|                   | September 6, 2020  | 36             | 1              | 37          | 2.7%            |
|                   | September 13, 2020 | 39             | 23             | 62          | 37.1%           |
|                   | September 20, 2020 | 138            | 6              | 144         | 4.2%            |
|                   | September 27, 2020 | 119            | 5              | 124         | 4.0%            |
|                   | October 4, 2020    | 89             | 5              | 94          | 5.3%            |
|                   | October 11, 2020   | 56             | 6              | 62          | 9.7%            |
|                   | October 18, 2020   | 36             | 1              | 37          | 2.7%            |
|                   | October 25, 2020   | 67             | 9              | 76          | 11.8%           |
|                   | November 1, 2020   | 61             | 2              | 63          | 3.2%            |
|                   | November 8, 2020   | 62             | 5              | 67          | 7.5%            |
|                   | November 15, 2020  | 59             | 1              | 60          | 1.7%            |
| November 22, 2020 | 70                 | 1              | 71             | 1.4%        |                 |
| November 29, 2020 | 56                 | 0              | 56             | 0.0%        |                 |
| December 6, 2020  | 55                 | 0              | 55             | 0.0%        |                 |
| December 13, 2020 | 79                 | 0              | 79             | 0.0%        |                 |
| December 20, 2020 | 68                 | 2              | 70             | 2.9%        |                 |
| December 27, 2020 | 76                 | 3              | 79             | 3.8%        |                 |
| January 3, 2021   | 70                 | 3              | 73             | 4.1%        |                 |
| January 10, 2021  | 76                 | 3              | 79             | 3.8%        |                 |

## Trends in Test Positivity and Testing by County

| County             | Week of Week Begin | Negative Tests | Positive Tests | Total Tests | Test Positivity |
|--------------------|--------------------|----------------|----------------|-------------|-----------------|
| Wallowa            | January 17, 2021   | 87             | 2              | 89          | 2.2%            |
|                    | January 24, 2021   | 64             | 2              | 66          | 3.0%            |
|                    | January 31, 2021   | 99             | 11             | 110         | 10.0%           |
|                    | February 7, 2021   | 105            | 10             | 115         | 8.7%            |
|                    | February 14, 2021  | 42             | 4              | 46          | 8.7%            |
|                    | February 21, 2021  | 107            | 1              | 108         | 0.9%            |
|                    | February 28, 2021  | 107            | 4              | 111         | 3.6%            |
|                    | March 7, 2021      | 44             | 1              | 45          | 2.2%            |
|                    | March 14, 2021     | 48             | 4              | 52          | 7.7%            |
|                    | March 21, 2021     | 63             | 1              | 64          | 1.6%            |
|                    | March 28, 2021     | 44             | 5              | 49          | 10.2%           |
|                    | April 4, 2021      | 106            | 2              | 108         | 1.9%            |
|                    | April 11, 2021     | 80             | 2              | 82          | 2.4%            |
|                    | April 18, 2021     | 85             | 8              | 93          | 8.6%            |
|                    | April 25, 2021     | 99             | 14             | 113         | 12.4%           |
|                    | May 2, 2021        | 64             | 8              | 72          | 11.1%           |
|                    | May 9, 2021        | 64             | 3              | 67          | 4.5%            |
|                    | May 16, 2021       | 59             | 2              | 61          | 3.3%            |
|                    | May 23, 2021       | 30             | 3              | 33          | 9.1%            |
|                    | May 30, 2021       | 16             | 1              | 17          | 5.9%            |
| Wasco              | March 29, 2020     | 106            | 118            | 224         | 52.7%           |
|                    | April 5, 2020      | 96             | 10             | 106         | 9.4%            |
|                    | April 12, 2020     | 123            | 11             | 134         | 8.2%            |
|                    | April 19, 2020     | 152            | 2              | 154         | 1.3%            |
|                    | April 26, 2020     | 143            | 1              | 144         | 0.7%            |
|                    | May 3, 2020        | 274            | 2              | 276         | 0.7%            |
|                    | May 10, 2020       | 214            | 6              | 220         | 2.7%            |
|                    | May 17, 2020       | 171            | 0              | 171         | 0.0%            |
|                    | May 24, 2020       | 201            | 26             | 227         | 11.5%           |
|                    | May 31, 2020       | 284            | 17             | 301         | 5.6%            |
|                    | June 7, 2020       | 255            | 7              | 262         | 2.7%            |
|                    | June 14, 2020      | 309            | 6              | 315         | 1.9%            |
|                    | June 21, 2020      | 279            | 10             | 289         | 3.5%            |
|                    | June 28, 2020      | 264            | 29             | 293         | 9.9%            |
|                    | July 5, 2020       | 329            | 26             | 355         | 7.3%            |
|                    | July 12, 2020      | 336            | 21             | 357         | 5.9%            |
|                    | July 19, 2020      | 377            | 18             | 395         | 4.6%            |
|                    | July 26, 2020      | 359            | 18             | 377         | 4.8%            |
|                    | August 2, 2020     | 372            | 54             | 426         | 12.7%           |
|                    | August 9, 2020     | 271            | 6              | 277         | 2.2%            |
|                    | August 16, 2020    | 239            | 6              | 245         | 2.4%            |
|                    | August 23, 2020    | 246            | 1              | 247         | 0.4%            |
|                    | August 30, 2020    | 255            | 13             | 268         | 4.9%            |
|                    | September 6, 2020  | 238            | 10             | 248         | 4.0%            |
|                    | September 13, 2020 | 204            | 11             | 215         | 5.1%            |
| September 20, 2020 | 687                | 39             | 726            | 5.4%        |                 |

## Trends in Test Positivity and Testing by County

| County       | Week of Week Begin | Negative Tests | Positive Tests | Total Tests | Test Positivity |
|--------------|--------------------|----------------|----------------|-------------|-----------------|
| Wasco        | September 27, 2020 | 311            | 13             | 324         | 4.0%            |
|              | October 4, 2020    | 587            | 23             | 610         | 3.8%            |
|              | October 11, 2020   | 694            | 17             | 711         | 2.4%            |
|              | October 18, 2020   | 844            | 22             | 866         | 2.5%            |
|              | October 25, 2020   | 775            | 11             | 786         | 1.4%            |
|              | November 1, 2020   | 908            | 21             | 929         | 2.3%            |
|              | November 8, 2020   | 838            | 32             | 870         | 3.7%            |
|              | November 15, 2020  | 829            | 72             | 901         | 8.0%            |
|              | November 22, 2020  | 876            | 74             | 950         | 7.8%            |
|              | November 29, 2020  | 849            | 85             | 934         | 9.1%            |
|              | December 6, 2020   | 1,602          | 91             | 1,693       | 5.4%            |
|              | December 13, 2020  | 1,632          | 83             | 1,715       | 4.8%            |
|              | December 20, 2020  | 1,237          | 67             | 1,304       | 5.1%            |
|              | December 27, 2020  | 2,022          | 76             | 2,098       | 3.6%            |
|              | January 3, 2021    | 1,015          | 61             | 1,076       | 5.7%            |
|              | January 10, 2021   | 1,577          | 86             | 1,663       | 5.2%            |
|              | January 17, 2021   | 1,362          | 62             | 1,424       | 4.4%            |
|              | January 24, 2021   | 1,058          | 42             | 1,100       | 3.8%            |
|              | January 31, 2021   | 1,012          | 37             | 1,049       | 3.5%            |
|              | February 7, 2021   | 894            | 27             | 921         | 2.9%            |
|              | February 14, 2021  | 612            | 12             | 624         | 1.9%            |
|              | February 21, 2021  | 805            | 4              | 809         | 0.5%            |
|              | February 28, 2021  | 867            | 1              | 868         | 0.1%            |
|              | March 7, 2021      | 280            | 13             | 293         | 4.4%            |
|              | March 14, 2021     | 312            | 5              | 317         | 1.6%            |
|              | March 21, 2021     | 360            | 4              | 364         | 1.1%            |
|              | March 28, 2021     | 356            | 7              | 363         | 1.9%            |
|              | April 4, 2021      | 706            | 19             | 725         | 2.6%            |
|              | April 11, 2021     | 657            | 44             | 701         | 6.3%            |
|              | April 18, 2021     | 694            | 53             | 747         | 7.1%            |
|              | April 25, 2021     | 808            | 35             | 843         | 4.2%            |
|              | May 2, 2021        | 892            | 20             | 912         | 2.2%            |
| May 9, 2021  | 603                | 15             | 618            | 2.4%        |                 |
| May 16, 2021 | 377                | 27             | 404            | 6.7%        |                 |
| May 23, 2021 | 280                | 18             | 298            | 6.0%        |                 |
| May 30, 2021 | 84                 | 4              | 88             | 4.5%        |                 |
| Washington   | March 29, 2020     | 2,193          | 247            | 2,440       | 10.1%           |
|              | April 5, 2020      | 2,359          | 147            | 2,506       | 5.9%            |
|              | April 12, 2020     | 2,377          | 138            | 2,515       | 5.5%            |
|              | April 19, 2020     | 2,785          | 120            | 2,905       | 4.1%            |
|              | April 26, 2020     | 3,766          | 99             | 3,865       | 2.6%            |
|              | May 3, 2020        | 3,480          | 106            | 3,586       | 3.0%            |
|              | May 10, 2020       | 4,338          | 108            | 4,446       | 2.4%            |
|              | May 17, 2020       | 4,620          | 118            | 4,738       | 2.5%            |
|              | May 24, 2020       | 4,319          | 94             | 4,413       | 2.1%            |
|              | May 31, 2020       | 4,465          | 111            | 4,576       | 2.4%            |

## Trends in Test Positivity and Testing by County

| County            | Week of Week Begin | Negative Tests | Positive Tests | Total Tests | Test Positivity |
|-------------------|--------------------|----------------|----------------|-------------|-----------------|
| Washington        | June 7, 2020       | 5,822          | 149            | 5,971       | 2.5%            |
|                   | June 14, 2020      | 6,933          | 237            | 7,170       | 3.3%            |
|                   | June 21, 2020      | 7,941          | 388            | 8,329       | 4.7%            |
|                   | June 28, 2020      | 9,424          | 498            | 9,922       | 5.0%            |
|                   | July 5, 2020       | 9,146          | 492            | 9,638       | 5.1%            |
|                   | July 12, 2020      | 9,966          | 556            | 10,522      | 5.3%            |
|                   | July 19, 2020      | 10,122         | 504            | 10,626      | 4.7%            |
|                   | July 26, 2020      | 7,838          | 444            | 8,282       | 5.4%            |
|                   | August 2, 2020     | 5,616          | 919            | 6,535       | 14.1%           |
|                   | August 9, 2020     | 8,449          | 352            | 8,801       | 4.0%            |
|                   | August 16, 2020    | 7,319          | 401            | 7,720       | 5.2%            |
|                   | August 23, 2020    | 8,482          | 338            | 8,820       | 3.8%            |
|                   | August 30, 2020    | 8,359          | 271            | 8,630       | 3.1%            |
|                   | September 6, 2020  | 8,538          | 473            | 9,011       | 5.2%            |
|                   | September 13, 2020 | 6,307          | 313            | 6,620       | 4.7%            |
|                   | September 20, 2020 | 7,056          | 323            | 7,379       | 4.4%            |
|                   | September 27, 2020 | 8,214          | 405            | 8,619       | 4.7%            |
|                   | October 4, 2020    | 9,888          | 387            | 10,275      | 3.8%            |
|                   | October 11, 2020   | 12,667         | 491            | 13,158      | 3.7%            |
|                   | October 18, 2020   | 13,438         | 642            | 14,080      | 4.6%            |
|                   | October 25, 2020   | 16,897         | 894            | 17,791      | 5.0%            |
|                   | November 1, 2020   | 15,208         | 1,032          | 16,240      | 6.4%            |
|                   | November 8, 2020   | 15,780         | 1,320          | 17,100      | 7.7%            |
|                   | November 15, 2020  | 17,680         | 1,522          | 19,202      | 7.9%            |
|                   | November 22, 2020  | 20,517         | 2,171          | 22,688      | 9.6%            |
|                   | November 29, 2020  | 25,173         | 2,085          | 27,258      | 7.6%            |
|                   | December 6, 2020   | 19,488         | 1,601          | 21,089      | 7.6%            |
|                   | December 13, 2020  | 19,508         | 1,730          | 21,238      | 8.1%            |
|                   | December 20, 2020  | 17,760         | 1,563          | 19,323      | 8.1%            |
|                   | December 27, 2020  | 17,360         | 1,884          | 19,244      | 9.8%            |
|                   | January 3, 2021    | 15,226         | 1,571          | 16,797      | 9.4%            |
|                   | January 10, 2021   | 17,723         | 1,928          | 19,651      | 9.8%            |
|                   | January 17, 2021   | 15,210         | 1,683          | 16,893      | 10.0%           |
|                   | January 24, 2021   | 15,651         | 897            | 16,548      | 5.4%            |
|                   | January 31, 2021   | 14,100         | 724            | 14,824      | 4.9%            |
|                   | February 7, 2021   | 13,480         | 611            | 14,091      | 4.3%            |
| February 14, 2021 | 9,279              | 441            | 9,720          | 4.5%        |                 |
| February 21, 2021 | 14,692             | 589            | 15,281         | 3.9%        |                 |
| February 28, 2021 | 17,830             | 597            | 18,427         | 3.2%        |                 |
| March 7, 2021     | 10,924             | 570            | 11,494         | 5.0%        |                 |
| March 14, 2021    | 13,856             | 544            | 14,400         | 3.8%        |                 |
| March 21, 2021    | 12,643             | 548            | 13,191         | 4.2%        |                 |
| March 28, 2021    | 12,030             | 571            | 12,601         | 4.5%        |                 |
| April 4, 2021     | 13,270             | 759            | 14,029         | 5.4%        |                 |
| April 11, 2021    | 13,315             | 798            | 14,113         | 5.7%        |                 |
| April 18, 2021    | 18,480             | 990            | 19,470         | 5.1%        |                 |



## Trends in Test Positivity and Testing by County

| County            | Week of Week Begin | Negative Tests | Positive Tests | Total Tests | Test Positivity |
|-------------------|--------------------|----------------|----------------|-------------|-----------------|
| Washington        | April 25, 2021     | 13,178         | 966            | 14,144      | 6.8%            |
|                   | May 2, 2021        | 14,012         | 854            | 14,866      | 5.7%            |
|                   | May 9, 2021        | 13,978         | 775            | 14,753      | 5.3%            |
|                   | May 16, 2021       | 15,118         | 762            | 15,880      | 4.8%            |
|                   | May 23, 2021       | 12,764         | 455            | 13,219      | 3.4%            |
|                   | May 30, 2021       | 3,167          | 115            | 3,282       | 3.5%            |
| Wheeler           | March 29, 2020     | 1              | 3              | 4           | 75.0%           |
|                   | April 5, 2020      | 1              | 0              | 1           | 0.0%            |
|                   | April 12, 2020     | 1              | 0              | 1           | 0.0%            |
|                   | April 19, 2020     | 4              | 0              | 4           | 0.0%            |
|                   | April 26, 2020     | 2              | 0              | 2           | 0.0%            |
|                   | May 3, 2020        | 9              | 0              | 9           | 0.0%            |
|                   | May 10, 2020       | 7              | 0              | 7           | 0.0%            |
|                   | May 17, 2020       | 7              | 0              | 7           | 0.0%            |
|                   | May 24, 2020       | 4              | 0              | 4           | 0.0%            |
|                   | May 31, 2020       | 2              | 0              | 2           | 0.0%            |
|                   | June 7, 2020       | 4              | 0              | 4           | 0.0%            |
|                   | June 14, 2020      | 8              | 0              | 8           | 0.0%            |
|                   | June 21, 2020      | 6              | 0              | 6           | 0.0%            |
|                   | June 28, 2020      | 8              | 0              | 8           | 0.0%            |
|                   | July 5, 2020       | 5              | 0              | 5           | 0.0%            |
|                   | July 12, 2020      | 11             | 0              | 11          | 0.0%            |
|                   | July 19, 2020      | 3              | 0              | 3           | 0.0%            |
|                   | July 26, 2020      | 11             | 1              | 12          | 8.3%            |
|                   | August 2, 2020     | 3              | 2              | 5           | 40.0%           |
|                   | August 9, 2020     | 7              | 0              | 7           | 0.0%            |
|                   | August 16, 2020    | 7              | 0              | 7           | 0.0%            |
|                   | August 23, 2020    | 8              | 0              | 8           | 0.0%            |
|                   | August 30, 2020    | 6              | 0              | 6           | 0.0%            |
|                   | September 6, 2020  | 2              | 0              | 2           | 0.0%            |
|                   | September 13, 2020 | 6              | 0              | 6           | 0.0%            |
|                   | September 20, 2020 | 10             | 0              | 10          | 0.0%            |
|                   | September 27, 2020 | 4              | 0              | 4           | 0.0%            |
|                   | October 4, 2020    | 18             | 1              | 19          | 5.3%            |
|                   | October 11, 2020   | 36             | 0              | 36          | 0.0%            |
|                   | October 18, 2020   | 23             | 0              | 23          | 0.0%            |
|                   | October 25, 2020   | 12             | 0              | 12          | 0.0%            |
|                   | November 1, 2020   | 12             | 0              | 12          | 0.0%            |
| November 8, 2020  | 15                 | 0              | 15             | 0.0%        |                 |
| November 15, 2020 | 12                 | 1              | 13             | 7.7%        |                 |
| November 22, 2020 | 9                  | 3              | 12             | 25.0%       |                 |
| November 29, 2020 | 4                  | 1              | 5              | 20.0%       |                 |
| December 6, 2020  | 12                 | 1              | 13             | 7.7%        |                 |
| December 13, 2020 | 12                 | 1              | 13             | 7.7%        |                 |
| December 20, 2020 | 28                 | 3              | 31             | 9.7%        |                 |
| December 27, 2020 | 11                 | 0              | 11             | 0.0%        |                 |

## Trends in Test Positivity and Testing by County

| County            | Week of Week Begin | Negative Tests | Positive Tests | Total Tests | Test Positivity |
|-------------------|--------------------|----------------|----------------|-------------|-----------------|
| Wheeler           | January 3, 2021    | 13             | 1              | 14          | 7.1%            |
|                   | January 10, 2021   | 20             | 1              | 21          | 4.8%            |
|                   | January 17, 2021   | 20             | 1              | 21          | 4.8%            |
|                   | January 24, 2021   | 11             | 1              | 12          | 8.3%            |
|                   | January 31, 2021   | 27             | 0              | 27          | 0.0%            |
|                   | February 7, 2021   | 13             | 0              | 13          | 0.0%            |
|                   | February 14, 2021  | 19             | 0              | 19          | 0.0%            |
|                   | February 21, 2021  | 11             | 0              | 11          | 0.0%            |
|                   | February 28, 2021  | 64             | 0              | 64          | 0.0%            |
|                   | March 7, 2021      | 16             | 1              | 17          | 5.9%            |
|                   | March 14, 2021     | 46             | 2              | 48          | 4.2%            |
|                   | March 21, 2021     | 12             | 0              | 12          | 0.0%            |
|                   | March 28, 2021     | 14             | 0              | 14          | 0.0%            |
|                   | April 4, 2021      | 11             | 0              | 11          | 0.0%            |
|                   | April 11, 2021     | 10             | 0              | 10          | 0.0%            |
|                   | April 18, 2021     | 26             | 4              | 30          | 13.3%           |
|                   | April 25, 2021     | 18             | 0              | 18          | 0.0%            |
|                   | May 2, 2021        | 11             | 3              | 14          | 21.4%           |
|                   | May 9, 2021        | 13             | 1              | 14          | 7.1%            |
|                   | May 16, 2021       | 13             | 0              | 13          | 0.0%            |
| May 23, 2021      | 13                 | 0              | 13             | 0.0%        |                 |
| May 30, 2021      | 3                  | 0              | 3              | 0.0%        |                 |
| Yamhill           | March 29, 2020     | 384            | 38             | 422         | 9.0%            |
|                   | April 5, 2020      | 390            | 9              | 399         | 2.3%            |
|                   | April 12, 2020     | 434            | 14             | 448         | 3.1%            |
|                   | April 19, 2020     | 427            | 9              | 436         | 2.1%            |
|                   | April 26, 2020     | 621            | 8              | 629         | 1.3%            |
|                   | May 3, 2020        | 719            | 16             | 735         | 2.2%            |
|                   | May 10, 2020       | 793            | 16             | 809         | 2.0%            |
|                   | May 17, 2020       | 805            | 12             | 817         | 1.5%            |
|                   | May 24, 2020       | 683            | 7              | 690         | 1.0%            |
|                   | May 31, 2020       | 932            | 34             | 966         | 3.5%            |
|                   | June 7, 2020       | 1,117          | 12             | 1,129       | 1.1%            |
|                   | June 14, 2020      | 1,153          | 13             | 1,166       | 1.1%            |
|                   | June 21, 2020      | 1,278          | 39             | 1,317       | 3.0%            |
|                   | June 28, 2020      | 1,465          | 42             | 1,507       | 2.8%            |
|                   | July 5, 2020       | 1,892          | 129            | 2,021       | 6.4%            |
|                   | July 12, 2020      | 1,946          | 74             | 2,020       | 3.7%            |
|                   | July 19, 2020      | 1,854          | 81             | 1,935       | 4.2%            |
|                   | July 26, 2020      | 1,254          | 137            | 1,391       | 9.8%            |
|                   | August 2, 2020     | 1,074          | 145            | 1,219       | 11.9%           |
|                   | August 9, 2020     | 1,891          | 79             | 1,970       | 4.0%            |
| August 16, 2020   | 1,707              | 104            | 1,811          | 5.7%        |                 |
| August 23, 2020   | 1,797              | 55             | 1,852          | 3.0%        |                 |
| August 30, 2020   | 1,212              | 41             | 1,253          | 3.3%        |                 |
| September 6, 2020 | 1,295              | 58             | 1,353          | 4.3%        |                 |

## Trends in Test Positivity and Testing by County

| County       | Week of Week Begin | Negative Tests | Positive Tests | Total Tests | Test Positivity |
|--------------|--------------------|----------------|----------------|-------------|-----------------|
| Yamhill      | September 13, 2020 | 1,377          | 51             | 1,428       | 3.6%            |
|              | September 20, 2020 | 1,258          | 35             | 1,293       | 2.7%            |
|              | September 27, 2020 | 1,266          | 70             | 1,336       | 5.2%            |
|              | October 4, 2020    | 1,756          | 103            | 1,859       | 5.5%            |
|              | October 11, 2020   | 2,787          | 126            | 2,913       | 4.3%            |
|              | October 18, 2020   | 3,172          | 95             | 3,267       | 2.9%            |
|              | October 25, 2020   | 3,267          | 113            | 3,380       | 3.3%            |
|              | November 1, 2020   | 2,985          | 199            | 3,184       | 6.3%            |
|              | November 8, 2020   | 3,456          | 257            | 3,713       | 6.9%            |
|              | November 15, 2020  | 3,997          | 285            | 4,282       | 6.7%            |
|              | November 22, 2020  | 3,784          | 279            | 4,063       | 6.9%            |
|              | November 29, 2020  | 4,764          | 324            | 5,088       | 6.4%            |
|              | December 6, 2020   | 4,745          | 354            | 5,099       | 6.9%            |
|              | December 13, 2020  | 4,716          | 296            | 5,012       | 5.9%            |
|              | December 20, 2020  | 3,325          | 223            | 3,548       | 6.3%            |
|              | December 27, 2020  | 3,576          | 260            | 3,836       | 6.8%            |
|              | January 3, 2021    | 4,134          | 376            | 4,510       | 8.3%            |
|              | January 10, 2021   | 5,298          | 249            | 5,547       | 4.5%            |
|              | January 17, 2021   | 3,973          | 205            | 4,178       | 4.9%            |
|              | January 24, 2021   | 3,636          | 181            | 3,817       | 4.7%            |
|              | January 31, 2021   | 3,527          | 210            | 3,737       | 5.6%            |
|              | February 7, 2021   | 3,086          | 189            | 3,275       | 5.8%            |
|              | February 14, 2021  | 2,097          | 101            | 2,198       | 4.6%            |
|              | February 21, 2021  | 3,375          | 131            | 3,506       | 3.7%            |
|              | February 28, 2021  | 5,850          | 109            | 5,959       | 1.8%            |
|              | March 7, 2021      | 2,692          | 104            | 2,796       | 3.7%            |
|              | March 14, 2021     | 2,652          | 72             | 2,724       | 2.6%            |
|              | March 21, 2021     | 3,552          | 100            | 3,652       | 2.7%            |
|              | March 28, 2021     | 2,486          | 120            | 2,606       | 4.6%            |
|              | April 4, 2021      | 2,263          | 110            | 2,373       | 4.6%            |
|              | April 11, 2021     | 2,285          | 149            | 2,434       | 6.1%            |
|              | April 18, 2021     | 3,676          | 187            | 3,863       | 4.8%            |
|              | April 25, 2021     | 2,517          | 162            | 2,679       | 6.0%            |
| May 2, 2021  | 3,105              | 173            | 3,278          | 5.3%        |                 |
| May 9, 2021  | 2,753              | 133            | 2,886          | 4.6%        |                 |
| May 16, 2021 | 5,327              | 153            | 5,480          | 2.8%        |                 |
| May 23, 2021 | 8,520              | 162            | 8,682          | 1.9%        |                 |
| May 30, 2021 | 3,109              | 12             | 3,121          | 0.4%        |                 |

## Spark Lines & Cumulative Totals

| Day of Data Date | Case Count     | Deaths       | Hospitalized  | Positive Tests | Negative Tes..   | Total Tests      |
|------------------|----------------|--------------|---------------|----------------|------------------|------------------|
| Grand Total      | <b>201,996</b> | <b>2,676</b> | <b>11,194</b> | <b>292,949</b> | <b>4,864,424</b> | <b>5,157,373</b> |
| June 1, 2021     | 1              |              | 1             | 370            | 8,336            | 8,706            |
| May 31, 2021     | 12             | 1            | 8             | 345            | 7,252            | 7,597            |
| May 30, 2021     | 70             | 3            | 7             | 310            | 6,836            | 7,146            |
| May 29, 2021     | 96             | 2            | 8             | 346            | 7,925            | 8,271            |
| May 28, 2021     | 156            | 2            | 16            | 517            | 12,028           | 12,545           |
| May 27, 2021     | 177            | 2            | 18            | 589            | 14,138           | 14,727           |
| May 26, 2021     | 257            | 3            | 14            | 584            | 12,831           | 13,415           |
| May 25, 2021     | 356            |              | 22            | 580            | 13,049           | 13,629           |
| May 24, 2021     | 335            | 2            | 20            | 891            | 16,728           | 17,619           |
| May 23, 2021     | 313            | 1            | 31            | 750            | 13,128           | 13,878           |
| May 22, 2021     | 333            | 3            | 17            | 747            | 14,022           | 14,769           |
| May 21, 2021     | 335            | 6            | 15            | 889            | 18,113           | 19,002           |
| May 20, 2021     | 341            | 2            | 13            | 990            | 17,227           | 18,217           |
| May 19, 2021     | 410            | 6            | 22            | 1,036          | 18,121           | 19,157           |
| May 18, 2021     | 435            | 9            | 27            | 557            | 10,808           | 11,365           |
| May 17, 2021     | 474            | 4            | 37            | 873            | 14,032           | 14,905           |
| May 16, 2021     | 406            | 2            | 25            | 667            | 9,151            | 9,818            |
| May 15, 2021     | 432            | 2            | 28            | 1,284          | 11,300           | 12,584           |
| May 14, 2021     | 416            | 8            | 30            | 1,042          | 17,701           | 18,743           |
| May 13, 2021     | 417            | 5            | 19            | 991            | 15,525           | 16,516           |
| May 12, 2021     | 532            | 6            | 33            | 942            | 16,651           | 17,593           |
| May 11, 2021     | 613            | 4            | 33            | 882            | 15,122           | 16,004           |
| May 10, 2021     | 689            | 8            | 38            | 874            | 11,847           | 12,721           |
| May 9, 2021      | 573            | 6            | 33            | 557            | 8,437            | 8,994            |
| May 8, 2021      | 590            | 5            | 29            | 669            | 10,638           | 11,307           |
| May 7, 2021      | 519            | 7            | 29            | 1,097          | 18,266           | 19,363           |
| May 6, 2021      | 507            | 6            | 31            | 1,323          | 21,236           | 22,559           |
| May 5, 2021      | 689            | 5            | 29            | 939            | 14,631           | 15,570           |
| May 4, 2021      | 742            | 6            | 28            | 987            | 16,034           | 17,021           |
| May 3, 2021      | 756            | 5            | 29            | 941            | 14,252           | 15,193           |
| May 2, 2021      | 662            | 3            | 37            | 807            | 9,301            | 10,108           |
| May 1, 2021      | 785            | 4            | 35            | 830            | 10,071           | 10,901           |
| April 30, 2021   | 606            | 2            | 25            | 1,298          | 17,171           | 18,469           |
| April 29, 2021   | 657            | 8            | 40            | 1,184          | 17,525           | 18,709           |
| April 28, 2021   | 763            | 3            | 25            | 1,257          | 18,082           | 19,339           |
| April 27, 2021   | 791            | 8            | 40            | 1,120          | 16,123           | 17,243           |
| April 26, 2021   | 871            | 5            | 33            | 994            | 13,846           | 14,840           |
| April 25, 2021   | 800            | 1            | 31            | 782            | 9,851            | 10,633           |
| April 24, 2021   | 890            | 3            | 47            | 958            | 11,507           | 12,465           |
| April 23, 2021   | 667            | 1            | 36            | 1,172          | 16,137           | 17,309           |
| April 22, 2021   | 697            | 6            | 44            | 1,203          | 16,825           | 18,028           |
| April 21, 2021   | 896            | 4            | 30            | 1,368          | 32,478           | 33,846           |
| April 20, 2021   | 851            | 4            | 33            | 2,098          | 30,740           | 32,838           |

## Spark Lines & Cumulative Totals

| Day of Data Date | Case Count | Deaths | Hospitalized | Positive Tests | Negative Tes.. | Total Tests |
|------------------|------------|--------|--------------|----------------|----------------|-------------|
| April 19, 2021   | 947        | 2      | 38           | 625            | 9,240          | 9,865       |
| April 18, 2021   | 778        | 4      | 32           | 645            | 8,567          | 9,212       |
| April 17, 2021   | 830        | 3      | 35           | 835            | 11,416         | 12,251      |
| April 16, 2021   | 658        | 2      | 29           | 986            | 19,451         | 20,437      |
| April 15, 2021   | 630        | 5      | 29           | 1,020          | 20,513         | 21,533      |
| April 14, 2021   | 792        | 4      | 24           | 875            | 20,509         | 21,384      |
| April 13, 2021   | 762        | 4      | 24           | 1,179          | 16,233         | 17,412      |
| April 12, 2021   | 725        | 1      | 16           | 791            | 12,932         | 13,723      |
| April 11, 2021   | 642        | 1      | 25           | 385            | 6,751          | 7,136       |
| April 10, 2021   | 697        | 2      | 22           | 587            | 9,738          | 10,325      |
| April 9, 2021    | 569        | 3      | 22           | 1,070          | 25,633         | 26,703      |
| April 8, 2021    | 540        | 1      | 12           | 838            | 15,529         | 16,367      |
| April 7, 2021    | 618        | 4      | 27           | 1,151          | 19,535         | 20,686      |
| April 6, 2021    | 670        | 4      | 17           | 661            | 12,856         | 13,517      |
| April 5, 2021    | 604        | 6      | 21           | 534            | 13,302         | 13,836      |
| April 4, 2021    | 476        |        | 19           | 364            | 7,424          | 7,788       |
| April 3, 2021    | 506        | 9      | 23           | 525            | 10,849         | 11,374      |
| April 2, 2021    | 380        | 2      | 15           | 621            | 14,695         | 15,316      |
| April 1, 2021    | 459        |        | 25           | 681            | 14,453         | 15,134      |
| March 31, 2021   | 513        | 2      | 15           | 664            | 17,007         | 17,671      |
| March 30, 2021   | 503        | 6      | 22           | 700            | 13,308         | 14,008      |
| March 29, 2021   | 467        | 3      | 16           | 739            | 12,189         | 12,928      |
| March 28, 2021   | 392        | 2      | 16           | 257            | 6,669          | 6,926       |
| March 27, 2021   | 442        | 3      | 21           | 341            | 9,293          | 9,634       |
| March 26, 2021   | 337        | 5      | 15           | 540            | 15,876         | 16,416      |
| March 25, 2021   | 335        | 2      | 20           | 781            | 19,244         | 20,025      |
| March 24, 2021   | 373        | 3      | 12           | 569            | 12,840         | 13,409      |
| March 23, 2021   | 357        | 4      | 15           | 510            | 12,438         | 12,948      |
| March 22, 2021   | 390        | 3      | 16           | 460            | 11,690         | 12,150      |
| March 21, 2021   | 302        | 6      | 11           | 224            | 7,277          | 7,501       |
| March 20, 2021   | 338        | 2      | 16           | 308            | 10,218         | 10,526      |
| March 19, 2021   | 308        | 4      | 16           | 527            | 16,211         | 16,738      |
| March 18, 2021   | 267        | 3      | 18           | 553            | 16,930         | 17,483      |
| March 17, 2021   | 307        | 3      | 16           | 598            | 17,203         | 17,801      |
| March 16, 2021   | 308        | 1      | 18           | 305            | 8,448          | 8,753       |
| March 15, 2021   | 323        | 6      | 15           | 522            | 23,465         | 23,987      |
| March 14, 2021   | 300        | 5      | 18           | 193            | 6,806          | 6,999       |
| March 13, 2021   | 299        | 2      | 13           | 366            | 10,070         | 10,436      |
| March 12, 2021   | 266        | 1      | 16           | 515            | 13,939         | 14,454      |
| March 11, 2021   | 239        | 3      | 14           | 665            | 15,296         | 15,961      |
| March 10, 2021   | 281        | 3      | 18           | 606            | 16,782         | 17,388      |
| March 9, 2021    | 308        | 3      | 10           | 484            | 15,321         | 15,805      |
| March 8, 2021    | 349        | 7      | 24           | 487            | 12,112         | 12,599      |
| March 7, 2021    | 250        | 3      | 14           | 283            | 7,153          | 7,436       |

## Spark Lines & Cumulative Totals

| Day of Data Date  | Case Count | Deaths | Hospitalized | Positive Tests | Negative Tes.. | Total Tests |
|-------------------|------------|--------|--------------|----------------|----------------|-------------|
| March 6, 2021     | 304        | 4      | 11           | 338            | 9,752          | 10,090      |
| March 5, 2021     | 222        | 5      | 15           | 426            | 8,140          | 8,566       |
| March 4, 2021     | 260        | 2      | 18           | 827            | 52,079         | 52,906      |
| March 3, 2021     | 257        | 6      | 24           | 847            | 9,782          | 10,629      |
| March 2, 2021     | 271        | 6      | 21           | 601            | 26,437         | 27,038      |
| March 1, 2021     | 309        | 4      | 28           | 346            | 11,610         | 11,956      |
| February 28, 2021 | 269        | 8      | 20           | 297            | 7,960          | 8,257       |
| February 27, 2021 | 303        | 4      | 10           | 350            | 9,986          | 10,336      |
| February 26, 2021 | 252        | 6      | 21           | 472            | 15,595         | 16,067      |
| February 25, 2021 | 262        | 2      | 20           | 734            | 18,308         | 19,042      |
| February 24, 2021 | 336        | 3      | 19           | 738            | 21,042         | 21,780      |
| February 23, 2021 | 347        | 11     | 15           | 708            | 16,874         | 17,582      |
| February 22, 2021 | 372        | 6      | 24           | 661            | 13,847         | 14,508      |
| February 21, 2021 | 332        | 4      | 19           | 759            | 20,604         | 21,363      |
| February 20, 2021 | 398        | 3      | 11           | 138            | 1,063          | 1,201       |
| February 19, 2021 | 308        | 7      | 25           | 488            | 11,973         | 12,461      |
| February 18, 2021 | 336        | 7      | 27           | 689            | 17,488         | 18,177      |
| February 17, 2021 | 401        | 4      | 14           | 813            | 18,296         | 19,109      |
| February 16, 2021 | 427        | 3      | 26           | 564            | 13,587         | 14,151      |
| February 15, 2021 | 437        | 6      | 29           | 549            | 9,022          | 9,571       |
| February 14, 2021 | 338        | 11     | 15           | 201            | 4,905          | 5,106       |
| February 13, 2021 | 347        | 2      | 15           | 341            | 8,655          | 8,996       |
| February 12, 2021 | 300        | 8      | 30           | 530            | 15,629         | 16,159      |
| February 11, 2021 | 321        | 9      | 25           | 826            | 20,211         | 21,037      |
| February 10, 2021 | 390        | 10     | 21           | 759            | 21,219         | 21,978      |
| February 9, 2021  | 450        | 3      | 26           | 621            | 16,754         | 17,375      |
| February 8, 2021  | 514        | 5      | 26           | 818            | 15,632         | 16,450      |
| February 7, 2021  | 445        | 6      | 20           | 480            | 10,208         | 10,688      |
| February 6, 2021  | 471        | 8      | 15           | 520            | 12,655         | 13,175      |
| February 5, 2021  | 367        | 9      | 24           | 843            | 22,061         | 22,904      |
| February 4, 2021  | 338        | 8      | 23           | 899            | 18,414         | 19,313      |
| February 3, 2021  | 490        | 6      | 27           | 1,261          | 20,696         | 21,957      |
| February 2, 2021  | 571        | 15     | 33           | 814            | 16,412         | 17,226      |
| February 1, 2021  | 668        | 9      | 36           | 918            | 17,634         | 18,552      |
| January 31, 2021  | 541        | 12     | 18           | 575            | 9,598          | 10,173      |
| January 30, 2021  | 538        | 12     | 23           | 683            | 11,769         | 12,452      |
| January 29, 2021  | 473        | 15     | 26           | 1,026          | 18,930         | 19,956      |
| January 28, 2021  | 462        | 14     | 34           | 1,839          | 29,045         | 30,884      |
| January 27, 2021  | 614        | 11     | 29           | 909            | 10,065         | 10,974      |
| January 26, 2021  | 648        | 19     | 35           | 979            | 18,388         | 19,367      |
| January 25, 2021  | 715        | 12     | 40           | 1,340          | 24,751         | 26,091      |
| January 24, 2021  | 576        | 11     | 19           | 405            | 7,808          | 8,213       |
| January 23, 2021  | 682        | 17     | 29           | 785            | 13,150         | 13,935      |
| January 22, 2021  | 568        | 12     | 37           | 969            | 17,576         | 18,545      |

## Spark Lines & Cumulative Totals

| Day of Data Date  | Case Count | Deaths | Hospitalized | Positive Tests | Negative Tes.. | Total Tests |
|-------------------|------------|--------|--------------|----------------|----------------|-------------|
| January 21, 2021  | 550        | 15     | 34           | 1,421          | 20,966         | 22,387      |
| January 20, 2021  | 651        | 14     | 30           | 1,249          | 20,662         | 21,911      |
| January 19, 2021  | 741        | 11     | 52           | 1,130          | 17,412         | 18,542      |
| January 18, 2021  | 765        | 13     | 30           | 1,084          | 19,169         | 20,253      |
| January 17, 2021  | 662        | 15     | 25           | 865            | 11,943         | 12,808      |
| January 16, 2021  | 704        | 16     | 28           | 873            | 13,698         | 14,571      |
| January 15, 2021  | 643        | 14     | 36           | 1,395          | 23,405         | 24,800      |
| January 14, 2021  | 634        | 12     | 24           | 1,756          | 25,251         | 27,007      |
| January 13, 2021  | 776        | 11     | 38           | 1,344          | 20,524         | 21,868      |
| January 12, 2021  | 856        | 12     | 49           | 1,473          | 18,966         | 20,439      |
| January 11, 2021  | 961        | 18     | 47           | 1,300          | 18,070         | 19,370      |
| January 10, 2021  | 882        | 17     | 39           | 1,123          | 12,354         | 13,477      |
| January 9, 2021   | 1,042      | 13     | 38           | 1,228          | 13,624         | 14,852      |
| January 8, 2021   | 838        | 25     | 43           | 2,100          | 26,243         | 28,343      |
| January 7, 2021   | 986        | 16     | 41           | 2,227          | 25,381         | 27,608      |
| January 6, 2021   | 1,121      | 13     | 47           | 1,844          | 20,373         | 22,217      |
| January 5, 2021   | 1,227      | 18     | 27           | 3              | 98             | 101         |
| January 4, 2021   | 1,437      | 24     | 56           | 1,498          | 19,218         | 20,716      |
| January 3, 2021   | 1,351      | 15     | 46           | 934            | 9,136          | 10,070      |
| January 2, 2021   | 1,376      | 23     | 47           | 981            | 8,907          | 9,888       |
| January 1, 2021   | 1,034      | 23     | 53           | 1,725          | 16,427         | 18,152      |
| December 31, 2020 | 1,038      | 17     | 41           | 2,621          | 33,275         | 35,896      |
| December 30, 2020 | 886        | 22     | 39           | 2,209          | 20,814         | 23,023      |
| December 29, 2020 | 1,283      | 17     | 45           | 1,545          | 20,485         | 22,030      |
| December 28, 2020 | 1,616      | 17     | 47           | 1,086          | 16,818         | 17,904      |
| December 27, 2020 | 1,274      | 13     | 58           | 773            | 8,725          | 9,498       |
| December 26, 2020 | 1,426      | 14     | 48           | 763            | 9,468          | 10,231      |
| December 25, 2020 | 798        | 17     | 49           | 1,128          | 15,507         | 16,635      |
| December 24, 2020 | 922        | 12     | 31           | 1,637          | 25,652         | 27,289      |
| December 23, 2020 | 692        | 18     | 40           | 1,594          | 20,700         | 22,294      |
| December 22, 2020 | 871        | 14     | 46           | 2,001          | 26,755         | 28,756      |
| December 21, 2020 | 1,126      | 22     | 58           | 1,136          | 17,857         | 18,993      |
| December 20, 2020 | 977        | 25     | 55           | 1,549          | 16,262         | 17,811      |
| December 19, 2020 | 1,186      | 16     | 35           | 1,259          | 16,497         | 17,756      |
| December 18, 2020 | 836        | 19     | 38           | 1,663          | 22,380         | 24,043      |
| December 17, 2020 | 921        | 18     | 57           | 1,821          | 23,377         | 25,198      |
| December 16, 2020 | 1,190      | 17     | 59           | 1,719          | 22,777         | 24,496      |
| December 15, 2020 | 1,290      | 29     | 72           | 1,668          | 23,958         | 25,626      |
| December 14, 2020 | 1,448      | 12     | 66           | 1,878          | 37,869         | 39,747      |
| December 13, 2020 | 1,187      | 22     | 54           | 1,338          | 16,107         | 17,445      |
| December 12, 2020 | 1,301      | 22     | 49           | 1,489          | 18,052         | 19,541      |
| December 11, 2020 | 1,070      | 14     | 50           | 2,023          | 24,028         | 26,051      |
| December 10, 2020 | 1,001      | 15     | 45           | 1,932          | 25,013         | 26,945      |
| December 9, 2020  | 1,318      | 33     | 68           | 1,706          | 21,800         | 23,506      |

## Spark Lines & Cumulative Totals

| Day of Data Date  | Case Count | Deaths | Hospitalized | Positive Tests | Negative Tes.. | Total Tests |
|-------------------|------------|--------|--------------|----------------|----------------|-------------|
| December 8, 2020  | 1,366      | 20     | 64           | 1,377          | 18,230         | 19,607      |
| December 7, 2020  | 1,387      | 18     | 56           | 1,815          | 20,588         | 22,403      |
| December 6, 2020  | 1,194      | 30     | 47           | 1,266          | 14,207         | 15,473      |
| December 5, 2020  | 1,390      | 16     | 47           | 1,648          | 17,281         | 18,929      |
| December 4, 2020  | 1,033      | 20     | 69           | 2,753          | 30,676         | 33,429      |
| December 3, 2020  | 1,139      | 21     | 68           | 3,225          | 41,821         | 45,046      |
| December 2, 2020  | 1,490      | 22     | 74           | 1,815          | 19,682         | 21,497      |
| December 1, 2020  | 1,520      | 25     | 59           | 1,947          | 18,397         | 20,344      |
| November 30, 2020 | 1,717      | 16     | 80           | 1,831          | 21,404         | 23,235      |
| November 29, 2020 | 1,439      | 21     | 74           | 1,256          | 11,195         | 12,451      |
| November 28, 2020 | 1,556      | 15     | 66           | 1,291          | 11,745         | 13,036      |
| November 27, 2020 | 1,098      | 23     | 65           | 1,710          | 17,300         | 19,010      |
| November 26, 2020 | 1,017      | 18     | 57           | 1,862          | 18,574         | 20,436      |
| November 25, 2020 | 1,368      | 24     | 52           | 2,269          | 21,949         | 24,218      |
| November 24, 2020 | 1,029      | 12     | 62           | 1,828          | 21,428         | 23,256      |
| November 23, 2020 | 1,569      | 22     | 62           | 2,247          | 25,476         | 27,723      |
| November 22, 2020 | 1,370      | 15     | 51           | 1,321          | 14,860         | 16,181      |
| November 21, 2020 | 1,517      | 13     | 59           | 1,143          | 12,345         | 13,488      |
| November 20, 2020 | 1,090      | 12     | 61           | 2,117          | 22,426         | 24,543      |
| November 19, 2020 | 1,138      | 14     | 46           | 1,729          | 22,862         | 24,591      |
| November 18, 2020 | 1,571      | 11     | 47           | 1,307          | 20,141         | 21,448      |
| November 17, 2020 | 1,528      | 16     | 63           | 1,453          | 18,055         | 19,508      |
| November 16, 2020 | 1,677      | 11     | 52           | 1,194          | 14,612         | 15,806      |
| November 15, 2020 | 1,337      | 10     | 31           | 976            | 12,024         | 13,000      |
| November 14, 2020 | 1,378      | 8      | 52           | 993            | 12,972         | 13,965      |
| November 13, 2020 | 1,037      | 12     | 62           | 1,524          | 19,007         | 20,531      |
| November 12, 2020 | 969        | 3      | 46           | 1,387          | 19,550         | 20,937      |
| November 11, 2020 | 1,214      | 9      | 44           | 1,347          | 15,636         | 16,983      |
| November 10, 2020 | 1,253      | 5      | 41           | 1,129          | 17,839         | 18,968      |
| November 9, 2020  | 1,107      | 10     | 46           | 931            | 13,554         | 14,485      |
| November 8, 2020  | 1,019      | 9      | 35           | 826            | 10,744         | 11,570      |
| November 7, 2020  | 1,025      | 6      | 26           | 1,152          | 14,385         | 15,537      |
| November 6, 2020  | 834        | 2      | 48           | 1,069          | 15,068         | 16,137      |
| November 5, 2020  | 893        | 1      | 40           | 1,277          | 18,779         | 20,056      |
| November 4, 2020  | 1,037      | 8      | 37           | 1,056          | 14,690         | 15,746      |
| November 3, 2020  | 1,059      | 6      | 29           | 1,044          | 14,509         | 15,553      |
| November 2, 2020  | 1,001      | 7      | 35           | 757            | 13,412         | 14,169      |
| November 1, 2020  | 813        | 8      | 22           | 466            | 8,567          | 9,033       |
| October 31, 2020  | 723        | 7      | 30           | 756            | 13,702         | 14,458      |
| October 30, 2020  | 596        | 7      | 13           | 859            | 26,538         | 27,397      |
| October 29, 2020  | 541        | 10     | 15           | 978            | 15,463         | 16,441      |
| October 28, 2020  | 653        | 3      | 17           | 805            | 15,340         | 16,145      |
| October 27, 2020  | 622        | 2      | 19           | 628            | 14,422         | 15,050      |
| October 26, 2020  | 614        | 1      | 25           | 641            | 15,097         | 15,738      |



## Spark Lines & Cumulative Totals

| Day of Data Date   | Case Count | Deaths | Hospitalized | Positive Tests | Negative Tes.. | Total Tests |
|--------------------|------------|--------|--------------|----------------|----------------|-------------|
| October 25, 2020   | 550        | 7      | 15           | 381            | 8,209          | 8,590       |
| October 24, 2020   | 508        | 9      | 17           | 517            | 11,689         | 12,206      |
| October 23, 2020   | 413        | 4      | 19           | 581            | 13,524         | 14,105      |
| October 22, 2020   | 411        | 2      | 19           | 628            | 18,955         | 19,583      |
| October 21, 2020   | 419        | 4      | 24           | 613            | 13,702         | 14,315      |
| October 20, 2020   | 482        | 2      | 13           | 402            | 11,777         | 12,179      |
| October 19, 2020   | 466        | 4      | 12           | 445            | 13,174         | 13,619      |
| October 18, 2020   | 383        | 5      | 14           | 392            | 9,052          | 9,444       |
| October 17, 2020   | 341        | 12     | 23           | 317            | 8,198          | 8,515       |
| October 16, 2020   | 334        | 3      | 11           | 392            | 11,475         | 11,867      |
| October 15, 2020   | 293        | 4      | 19           | 509            | 14,138         | 14,647      |
| October 14, 2020   | 356        | 5      | 21           | 643            | 16,801         | 17,444      |
| October 13, 2020   | 320        | 5      | 17           | 494            | 11,565         | 12,059      |
| October 12, 2020   | 418        | 5      | 14           | 524            | 13,713         | 14,237      |
| October 11, 2020   | 312        | 4      | 20           | 275            | 6,571          | 6,846       |
| October 10, 2020   | 348        | 3      | 18           | 384            | 8,357          | 8,741       |
| October 9, 2020    | 315        | 3      | 15           | 526            | 12,564         | 13,090      |
| October 8, 2020    | 296        | 2      | 27           | 561            | 13,374         | 13,935      |
| October 7, 2020    | 336        | 3      | 19           | 426            | 11,649         | 12,075      |
| October 6, 2020    | 373        | 5      | 20           | 405            | 9,944          | 10,349      |
| October 5, 2020    | 397        | 8      | 17           | 399            | 8,634          | 9,033       |
| October 4, 2020    | 371        | 5      | 26           | 263            | 5,470          | 5,733       |
| October 3, 2020    | 390        | 3      | 15           | 338            | 6,590          | 6,928       |
| October 2, 2020    | 346        | 5      | 12           | 630            | 9,719          | 10,349      |
| October 1, 2020    | 322        | 2      | 17           | 529            | 11,684         | 12,213      |
| September 30, 2020 | 371        | 6      | 9            | 461            | 11,735         | 12,196      |
| September 29, 2020 | 368        | 1      | 18           | 432            | 14,175         | 14,607      |
| September 28, 2020 | 338        | 2      | 13           | 392            | 8,353          | 8,745       |
| September 27, 2020 | 251        | 3      | 13           | 199            | 5,157          | 5,356       |
| September 26, 2020 | 282        | 3      | 18           | 266            | 5,711          | 5,977       |
| September 25, 2020 | 222        | 2      | 17           | 407            | 10,313         | 10,720      |
| September 24, 2020 | 228        | 3      | 16           | 552            | 10,053         | 10,605      |
| September 23, 2020 | 283        | 3      | 22           | 364            | 7,310          | 7,674       |
| September 22, 2020 | 322        | 3      | 30           | 374            | 8,094          | 8,468       |
| September 21, 2020 | 319        |        | 16           | 441            | 9,410          | 9,851       |
| September 20, 2020 | 324        | 6      | 20           | 257            | 4,273          | 4,530       |
| September 19, 2020 | 289        | 1      | 15           | 217            | 4,376          | 4,593       |
| September 18, 2020 | 280        | 5      | 16           | 327            | 7,858          | 8,185       |
| September 17, 2020 | 244        | 3      | 11           | 531            | 8,086          | 8,617       |
| September 16, 2020 | 290        |        | 12           | 1,488          | 8,438          | 9,926       |
| September 15, 2020 | 258        | 3      | 17           | 223            | 6,431          | 6,654       |
| September 14, 2020 | 245        | 2      | 19           | 212            | 5,739          | 5,951       |
| September 13, 2020 | 228        | 3      | 13           | 129            | 3,605          | 3,734       |
| September 12, 2020 | 219        | 3      | 11           | 475            | 7,921          | 8,396       |

## Spark Lines & Cumulative Totals

| Day of Data Date   | Case Count | Deaths | Hospitalized | Positive Tests | Negative Tes.. | Total Tests |
|--------------------|------------|--------|--------------|----------------|----------------|-------------|
| September 11, 2020 | 184        | 6      | 10           | 294            | 8,263          | 8,557       |
| September 10, 2020 | 180        | 4      | 18           | 318            | 10,130         | 10,448      |
| September 9, 2020  | 210        | 2      | 10           | 195            | 5,065          | 5,260       |
| September 8, 2020  | 221        | 5      | 11           | 161            | 5,058          | 5,219       |
| September 7, 2020  | 231        | 3      | 18           | 156            | 5,192          | 5,348       |
| September 6, 2020  | 189        | 5      | 9            | 240            | 4,673          | 4,913       |
| September 5, 2020  | 184        | 5      | 8            | 411            | 7,646          | 8,057       |
| September 4, 2020  | 182        | 3      | 17           | 209            | 4,944          | 5,153       |
| September 3, 2020  | 165        | 5      | 11           | 456            | 10,465         | 10,921      |
| September 2, 2020  | 211        | 5      | 8            | 356            | 7,260          | 7,616       |
| September 1, 2020  | 215        | 3      | 5            | 463            | 6,393          | 6,856       |
| August 31, 2020    | 238        | 2      | 16           | 884            | 9,179          | 10,063      |
| August 30, 2020    | 204        | 1      | 10           | 342            | 5,753          | 6,095       |
| August 29, 2020    | 184        | 6      | 8            | 399            | 6,358          | 6,757       |
| August 28, 2020    | 168        | 6      | 7            | 772            | 8,072          | 8,844       |
| August 27, 2020    | 181        | 3      | 12           | 545            | 7,770          | 8,315       |
| August 26, 2020    | 228        | 6      | 18           | 621            | 11,822         | 12,443      |
| August 25, 2020    | 210        | 5      | 15           | 735            | 7,183          | 7,918       |
| August 24, 2020    | 232        | 1      | 14           | 329            | 7,345          | 7,674       |
| August 23, 2020    | 205        | 8      | 10           | 295            | 5,259          | 5,554       |
| August 22, 2020    | 226        | 6      | 13           | 316            | 4,925          | 5,241       |
| August 21, 2020    | 190        | 7      | 12           | 476            | 8,479          | 8,955       |
| August 20, 2020    | 215        | 1      | 12           | 716            | 9,630          | 10,346      |
| August 19, 2020    | 239        | 4      | 12           | 363            | 8,027          | 8,390       |
| August 18, 2020    | 273        | 4      | 19           | 407            | 8,360          | 8,767       |
| August 17, 2020    | 289        | 2      | 20           | 395            | 7,852          | 8,247       |
| August 16, 2020    | 227        | 4      | 21           | 192            | 3,488          | 3,680       |
| August 15, 2020    | 230        | 12     | 17           | 341            | 5,452          | 5,793       |
| August 14, 2020    | 196        | 4      | 18           | 673            | 17,289         | 17,962      |
| August 13, 2020    | 210        | 3      | 15           | 336            | 6,369          | 6,705       |
| August 12, 2020    | 263        | 3      | 16           | 309            | 8,214          | 8,523       |
| August 11, 2020    | 269        | 6      | 21           | 294            | 3,360          | 3,654       |
| August 10, 2020    | 335        | 3      | 19           | 346            | 4,448          | 4,794       |
| August 9, 2020     | 261        | 8      | 24           | 224            | 2,249          | 2,473       |
| August 8, 2020     | 267        | 5      | 15           | 434            | 1,884          | 2,318       |
| August 7, 2020     | 189        | 5      | 18           | 455            | 2,103          | 2,558       |
| August 6, 2020     | 241        | 5      | 18           | 591            | 5,898          | 6,489       |
| August 5, 2020     | 300        | 6      | 12           | 2,653          | 7,383          | 10,036      |
| August 4, 2020     | 310        | 3      | 21           | 846            | 8,014          | 8,860       |
| August 3, 2020     | 337        | 3      | 20           | 335            | 5,714          | 6,049       |
| August 2, 2020     | 290        | 4      | 14           | 380            | 5,431          | 5,811       |
| August 1, 2020     | 310        | 7      | 17           | 341            | 6,109          | 6,450       |
| July 31, 2020      | 263        | 2      | 18           | 463            | 8,902          | 9,365       |
| July 30, 2020      | 271        | 3      | 15           | 483            | 8,168          | 8,651       |

## Spark Lines & Cumulative Totals

| Day of Data Date | Case Count | Deaths | Hospitalized | Positive Tests | Negative Tes.. | Total Tests |
|------------------|------------|--------|--------------|----------------|----------------|-------------|
| July 29, 2020    | 339        | 4      | 11           | 366            | 6,796          | 7,162       |
| July 28, 2020    | 307        | 10     | 18           | 487            | 8,075          | 8,562       |
| July 27, 2020    | 307        | 6      | 20           | 459            | 7,675          | 8,134       |
| July 26, 2020    | 317        | 5      | 17           | 357            | 5,955          | 6,312       |
| July 25, 2020    | 315        | 4      | 10           | 442            | 6,785          | 7,227       |
| July 24, 2020    | 263        | 3      | 11           | 700            | 11,363         | 12,063      |
| July 23, 2020    | 267        | 7      | 10           | 573            | 9,888          | 10,461      |
| July 22, 2020    | 296        | 4      | 22           | 408            | 8,825          | 9,233       |
| July 21, 2020    | 323        | 6      | 22           | 563            | 17,415         | 17,978      |
| July 20, 2020    | 408        | 3      | 21           | 397            | 7,558          | 7,955       |
| July 19, 2020    | 284        | 4      | 14           | 448            | 7,138          | 7,586       |
| July 18, 2020    | 363        | 6      | 20           | 433            | 7,158          | 7,591       |
| July 17, 2020    | 268        | 6      | 22           | 605            | 10,028         | 10,633      |
| July 16, 2020    | 293        | 5      | 17           | 448            | 8,239          | 8,687       |
| July 15, 2020    | 293        | 5      | 17           | 511            | 9,893          | 10,404      |
| July 14, 2020    | 345        | 4      | 18           | 446            | 9,680          | 10,126      |
| July 13, 2020    | 388        | 3      | 13           | 387            | 6,709          | 7,096       |
| July 12, 2020    | 297        | 3      | 11           | 394            | 6,017          | 6,411       |
| July 11, 2020    | 303        | 3      | 21           | 433            | 6,635          | 7,068       |
| July 10, 2020    | 333        | 1      | 25           | 522            | 8,145          | 8,667       |
| July 9, 2020     | 284        | 2      | 31           | 460            | 9,181          | 9,641       |
| July 8, 2020     | 376        | 3      | 18           | 507            | 9,430          | 9,937       |
| July 7, 2020     | 461        | 4      | 20           | 387            | 7,400          | 7,787       |
| July 6, 2020     | 405        | 2      | 15           | 338            | 6,520          | 6,858       |
| July 5, 2020     | 319        | 3      | 18           | 265            | 4,815          | 5,080       |
| July 4, 2020     | 293        | 2      | 7            | 432            | 6,608          | 7,040       |
| July 3, 2020     | 263        | 2      | 15           | 471            | 7,659          | 8,130       |
| July 2, 2020     | 238        | 4      | 13           | 427            | 7,101          | 7,528       |
| July 1, 2020     | 341        | 2      | 10           | 641            | 11,444         | 12,085      |
| June 30, 2020    | 307        | 4      | 19           | 394            | 9,230          | 9,624       |
| June 29, 2020    | 337        | 4      | 24           | 163            | 3,876          | 4,039       |
| June 28, 2020    | 266        | 4      | 12           | 255            | 5,489          | 5,744       |
| June 27, 2020    | 266        | 1      | 7            | 320            | 6,763          | 7,083       |
| June 26, 2020    | 267        | 1      | 9            | 446            | 7,577          | 8,023       |
| June 25, 2020    | 242        | 3      | 21           | 512            | 12,064         | 12,576      |
| June 24, 2020    | 285        | 2      | 11           | 117            | 2,467          | 2,584       |
| June 23, 2020    | 254        | 3      | 12           | 266            | 6,565          | 6,831       |
| June 22, 2020    | 300        | 2      | 15           | 246            | 6,034          | 6,280       |
| June 21, 2020    | 224        | 2      | 16           | 232            | 5,539          | 5,771       |
| June 20, 2020    | 233        | 2      | 18           | 208            | 6,282          | 6,490       |
| June 19, 2020    | 150        |        | 13           | 297            | 7,813          | 8,110       |
| June 18, 2020    | 178        | 2      | 8            | 301            | 7,654          | 7,955       |
| June 17, 2020    | 194        |        | 11           | 215            | 7,491          | 7,706       |
| June 16, 2020    | 220        | 2      | 12           | 165            | 7,290          | 7,455       |

## Spark Lines & Cumulative Totals

| Day of Data Date | Case Count | Deaths | Hospitalized | Positive Tests | Negative Tes.. | Total Tests |
|------------------|------------|--------|--------------|----------------|----------------|-------------|
| June 15, 2020    | 220        | 3      | 9            | 350            | 5,534          | 5,884       |
| June 14, 2020    | 175        | 3      | 13           | 262            | 4,125          | 4,387       |
| June 13, 2020    | 195        | 2      | 8            | 188            | 6,055          | 6,243       |
| June 12, 2020    | 153        | 1      | 8            | 273            | 6,029          | 6,302       |
| June 11, 2020    | 191        | 4      | 15           | 215            | 6,665          | 6,880       |
| June 10, 2020    | 237        | 5      | 6            | 189            | 5,875          | 6,064       |
| June 9, 2020     | 161        |        | 12           | 119            | 5,195          | 5,314       |
| June 8, 2020     | 202        | 3      | 7            | 132            | 5,422          | 5,554       |
| June 7, 2020     | 122        | 1      | 4            | 134            | 4,561          | 4,695       |
| June 6, 2020     | 141        |        | 5            | 264            | 3,678          | 3,942       |
| June 5, 2020     | 124        |        | 7            | 188            | 4,437          | 4,625       |
| June 4, 2020     | 87         | 1      | 10           | 163            | 5,796          | 5,959       |
| June 3, 2020     | 169        | 3      | 10           | 114            | 4,228          | 4,342       |
| June 2, 2020     | 103        | 1      | 11           | 123            | 3,802          | 3,925       |
| June 1, 2020     | 93         | 1      | 6            | 87             | 4,051          | 4,138       |
| May 31, 2020     | 85         | 2      | 6            | 98             | 3,503          | 3,601       |
| May 30, 2020     | 77         | 2      | 4            | 104            | 3,590          | 3,694       |
| May 29, 2020     | 62         | 2      | 6            | 124            | 5,039          | 5,163       |
| May 28, 2020     | 57         | 1      | 6            | 92             | 4,309          | 4,401       |
| May 27, 2020     | 65         | 1      | 6            | 762            | 3,892          | 4,654       |
| May 26, 2020     | 48         | 2      | 2            | 120            | 3,527          | 3,647       |
| May 25, 2020     | 58         | 1      | 6            | 38             | 2,894          | 2,932       |
| May 24, 2020     | 41         | 1      | 5            | 47             | 2,637          | 2,684       |
| May 23, 2020     | 64         | 1      | 6            | 113            | 3,110          | 3,223       |
| May 22, 2020     | 40         | 1      | 5            | 117            | 4,190          | 4,307       |
| May 21, 2020     | 37         |        | 8            | 60             | 3,859          | 3,919       |
| May 20, 2020     | 36         | 2      | 7            | 94             | 4,328          | 4,422       |
| May 19, 2020     | 41         | 1      | 3            | 75             | 3,712          | 3,787       |
| May 18, 2020     | 53         | 1      | 9            | 92             | 3,932          | 4,024       |
| May 17, 2020     | 34         | 2      | 4            | 76             | 2,637          | 2,713       |
| May 16, 2020     | 39         | 2      | 2            | 85             | 3,892          | 3,977       |
| May 15, 2020     | 29         |        | 7            | 271            | 5,205          | 5,476       |
| May 14, 2020     | 56         |        | 9            | 186            | 3,744          | 3,930       |
| May 13, 2020     | 58         | 2      | 14           | 127            | 3,546          | 3,673       |
| May 12, 2020     | 58         | 2      | 5            | 141            | 4,180          | 4,321       |
| May 11, 2020     | 58         | 2      | 3            | 88             | 2,963          | 3,051       |
| May 10, 2020     | 50         | 3      | 4            | 268            | 3,159          | 3,427       |
| May 9, 2020      | 60         | 3      | 4            | 107            | 3,080          | 3,187       |
| May 8, 2020      | 59         | 4      | 4            | 184            | 3,806          | 3,990       |
| May 7, 2020      | 50         | 1      | 3            | 158            | 2,922          | 3,080       |
| May 6, 2020      | 67         | 4      | 10           | 157            | 3,659          | 3,816       |
| May 5, 2020      | 54         | 4      | 7            | 117            | 2,975          | 3,092       |
| May 4, 2020      | 68         | 3      | 9            | 85             | 2,819          | 2,904       |
| May 3, 2020      | 67         | 2      | 13           | 132            | 2,565          | 2,697       |

## Spark Lines & Cumulative Totals

| Day of Data Date | Case Count | Deaths | Hospitalized | Positive Tests | Negative Tes.. | Total Tests |
|------------------|------------|--------|--------------|----------------|----------------|-------------|
| May 2, 2020      | 56         | 5      | 8            | 301            | 3,191          | 3,492       |
| May 1, 2020      | 57         | 3      | 13           | 196            | 3,172          | 3,368       |
| April 30, 2020   | 58         | 2      | 15           | 169            | 3,134          | 3,303       |
| April 29, 2020   | 72         | 1      | 10           | 175            | 2,618          | 2,793       |
| April 28, 2020   | 48         |        | 14           | 171            | 3,464          | 3,635       |
| April 27, 2020   | 65         | 2      | 15           | 46             | 2,583          | 2,629       |
| April 26, 2020   | 55         | 3      | 12           | 154            | 2,833          | 2,987       |
| April 25, 2020   | 57         | 5      | 10           | 162            | 2,146          | 2,308       |
| April 24, 2020   | 53         | 1      | 16           | 169            | 2,480          | 2,649       |
| April 23, 2020   | 51         | 2      | 11           | 213            | 3,373          | 3,586       |
| April 22, 2020   | 57         | 5      | 16           | 168            | 2,254          | 2,422       |
| April 21, 2020   | 42         | 2      | 13           | 187            | 2,322          | 2,509       |
| April 20, 2020   | 63         | 3      | 10           | 111            | 1,242          | 1,353       |
| April 19, 2020   | 53         | 2      | 15           | 175            | 1,771          | 1,946       |
| April 18, 2020   | 64         | 4      | 15           | 221            | 2,167          | 2,388       |
| April 17, 2020   | 49         | 2      | 13           | 157            | 1,901          | 2,058       |
| April 16, 2020   | 45         | 3      | 10           | 141            | 2,159          | 2,300       |
| April 15, 2020   | 62         | 2      | 16           | 181            | 2,241          | 2,422       |
| April 14, 2020   | 49         | 4      | 14           | 119            | 1,355          | 1,474       |
| April 13, 2020   | 49         | 2      | 12           | 88             | 1,155          | 1,243       |
| April 12, 2020   | 37         | 5      | 22           | 135            | 1,693          | 1,828       |
| April 11, 2020   | 31         | 3      | 17           | 150            | 1,618          | 1,768       |
| April 10, 2020   | 60         | 3      | 12           | 165            | 2,093          | 2,258       |
| April 9, 2020    | 45         | 1      | 15           | 141            | 2,044          | 2,185       |
| April 8, 2020    | 50         | 3      | 10           | 168            | 1,748          | 1,916       |
| April 7, 2020    | 50         | 4      | 6            | 536            | 1,632          | 2,168       |
| April 6, 2020    | 55         | 4      | 17           | 169            | 2,122          | 2,291       |
| April 5, 2020    | 49         | 4      | 11           | 108            | 1,416          | 1,524       |
| April 4, 2020    | 47         | 3      | 12           | 148            | 1,736          | 1,884       |
| April 3, 2020    | 65         | 2      | 19           | 286            | 2,467          | 2,753       |
| April 2, 2020    | 54         | 5      | 19           | 174            | 2,085          | 2,259       |
| April 1, 2020    | 85         | 4      | 20           | 232            | 1,550          | 1,782       |
| March 31, 2020   | 66         |        | 13           | 191            | 1,731          | 1,922       |
| March 30, 2020   | 72         | 3      | 22           | 127            | 937            | 1,064       |
| March 29, 2020   | 50         | 4      | 20           | 384            | 822            | 1,206       |
| March 28, 2020   | 64         | 1      | 28           | 1,305          | 31             | 1,336       |
| March 27, 2020   | 56         | 1      | 22           |                |                |             |
| March 26, 2020   | 64         |        | 18           |                |                |             |
| March 25, 2020   | 62         | 2      | 21           |                |                |             |
| March 24, 2020   | 71         | 2      | 17           |                |                |             |
| March 23, 2020   | 80         | 2      | 14           |                |                |             |
| March 22, 2020   | 57         | 3      | 16           |                |                |             |
| March 21, 2020   | 57         |        | 9            |                |                |             |
| March 20, 2020   | 86         | 1      | 12           |                |                |             |

## Spark Lines & Cumulative Totals

| Day of Data Date  | Case Count | Deaths | Hospitalized | Positive Tests | Negative Tes.. | Total Tests |
|-------------------|------------|--------|--------------|----------------|----------------|-------------|
| March 19, 2020    | 53         |        |              |                |                | 14          |
| March 18, 2020    | 61         |        |              |                |                | 9           |
| March 17, 2020    | 65         | 1      |              |                |                | 3           |
| March 16, 2020    | 57         |        |              |                |                | 8           |
| March 15, 2020    | 56         |        |              |                |                | 9           |
| March 14, 2020    | 46         | 2      |              |                |                | 5           |
| March 13, 2020    | 44         |        |              |                |                | 2           |
| March 12, 2020    | 26         |        |              |                |                | 4           |
| March 11, 2020    | 31         |        |              |                |                | 1           |
| March 10, 2020    | 25         |        |              |                |                | 2           |
| March 9, 2020     | 32         |        |              |                |                | 1           |
| March 8, 2020     | 17         |        |              |                |                | 1           |
| March 7, 2020     | 17         |        |              |                |                | 1           |
| March 6, 2020     | 18         |        |              |                |                | 4           |
| March 5, 2020     | 10         |        |              |                |                | 1           |
| March 4, 2020     | 15         |        |              |                |                |             |
| March 3, 2020     | 10         |        |              |                |                |             |
| March 2, 2020     | 7          |        |              |                |                |             |
| March 1, 2020     | 5          |        |              |                |                |             |
| February 29, 2020 | 4          |        |              |                |                | 1           |
| February 28, 2020 | 5          |        |              |                |                |             |
| February 27, 2020 | 4          |        |              |                |                |             |
| February 26, 2020 | 3          |        |              |                |                |             |
| February 25, 2020 | 1          |        |              |                |                |             |
| February 24, 2020 | 4          |        |              |                |                |             |
| February 23, 2020 | 4          |        |              |                |                | 1           |
| February 22, 2020 | 1          |        |              |                |                |             |
| February 20, 2020 | 1          |        |              |                |                |             |
| February 18, 2020 | 3          |        |              |                |                |             |
| February 17, 2020 | 2          |        |              |                |                |             |
| February 15, 2020 | 1          |        |              |                |                | 1           |
| February 13, 2020 | 1          |        |              |                |                |             |
| February 10, 2020 | 1          |        |              |                |                |             |
| January 27, 2020  |            |        |              |                |                | 1           |
| January 26, 2020  | 1          |        |              |                |                |             |
| Null              |            |        |              |                |                | 977         |