

Washington County Economic Indicators June 2021 (May Data)

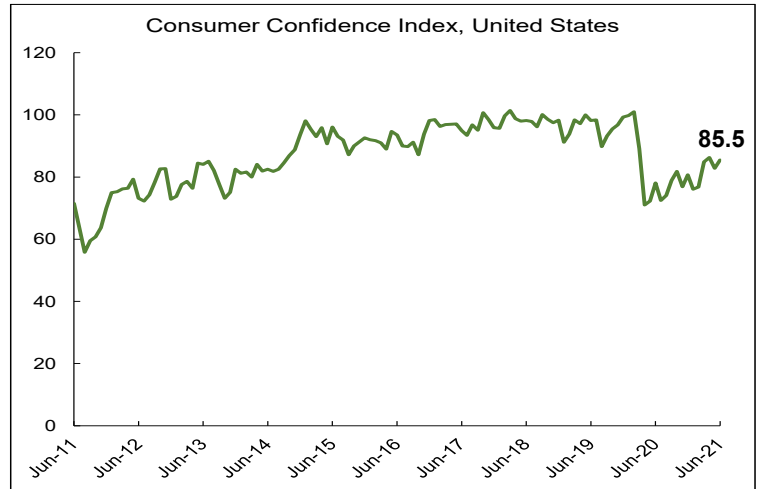
Washington County's unemployment rate dropped to 4.8% in May 2021. This is the first time our local unemployment rate has been below 5.0% since March 2020. From May 2020 to May 2021, the unemployment rate declined by 5.3 percentage points from 10.1% to 4.8%. Our current unemployment rate remains below the historic average of 5.8% from May 2001 to May 2021.

Employment levels in Washington County increased by 1,800 jobs (0.6%) in May 2021. Leisure and hospitality accounted for a third of total job gains. More than half of our local industries added jobs and none saw a decline from April to May 2021. Since the depths of COVID-19 in April 2020, Washington County has recovered over 22,000 jobs as of May 2021.

Consumer confidence edged upward in June 2021 for the United States. Expectations about the future of the economy are improving for households with incomes of more than \$100,000. However, they remained essentially unchanged for those making less.

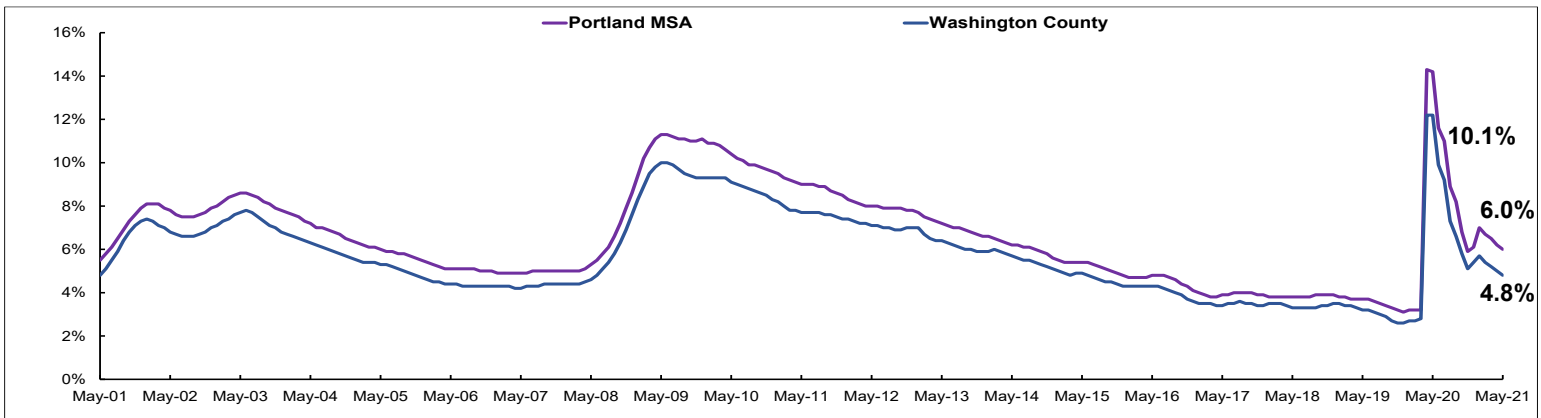
Consumer Confidence Improves, But Only Among Households With Incomes Above \$100,000

June 2011 to June 2021, University of Michigan



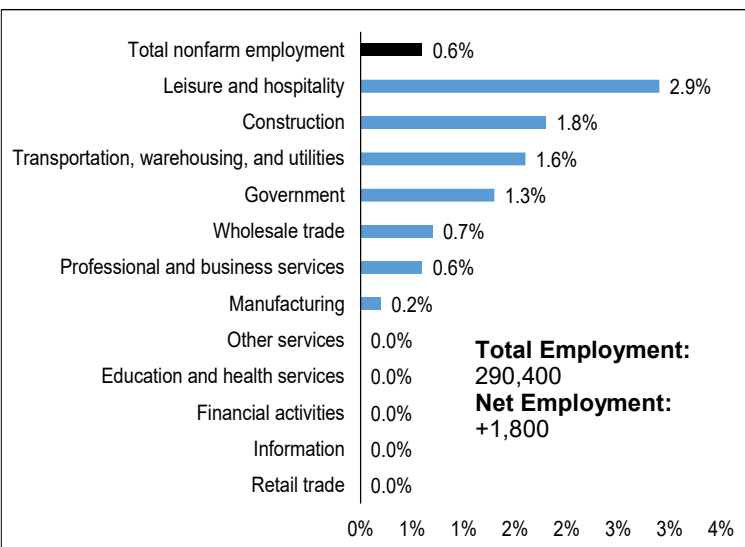
The Unemployment Rate Remained Essentially Unchanged in Washington County

May 2001 to May 2021, seasonally adjusted
Local Area Unemployment Statistics



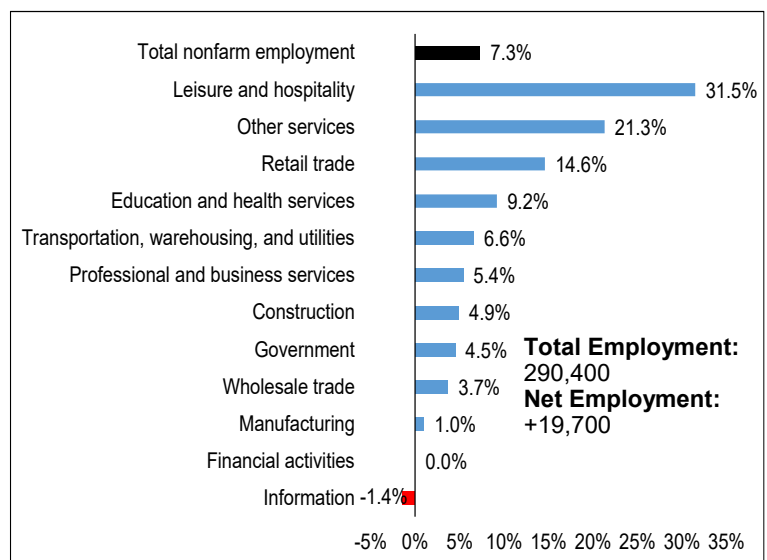
Leisure and Hospitality Continues to Lead Employment Growth as Washington County Enters Warmer Months

April 2021 to May 2021, percentage change
Current Employment Estimates



Hard Hit Sectors like Leisure and Hospitality, Other Services, and Retail Trade Have Recovered 10,600 Jobs Since May 2020

May 2020 to May 2021
Current Employment Estimates



Have questions? Want to subscribe? Contact me!
Brandon Schrader, Workforce Analyst

(503) 360 - 2421