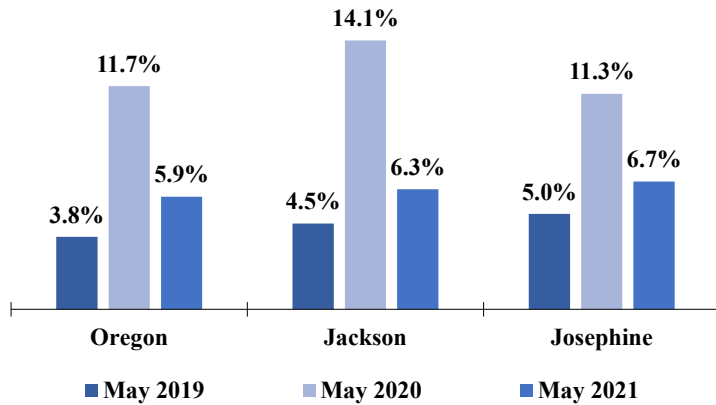


Jackson & Josephine Counties

June 2021 Edition

Statewide and Local Unemployment Rates (Seasonally adjusted)

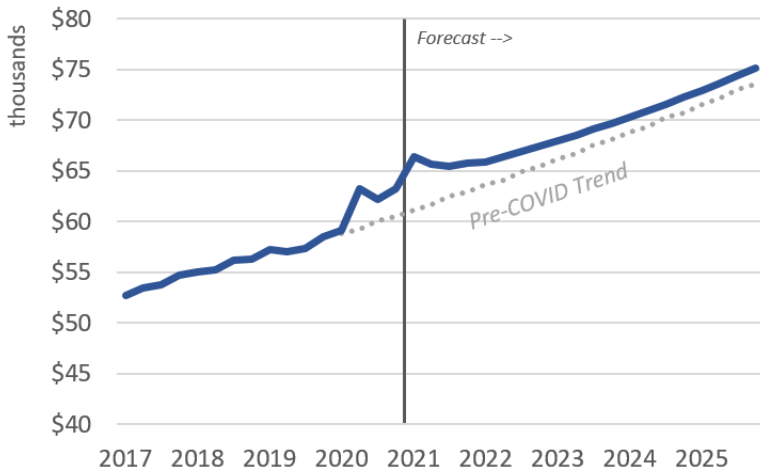
Source: Oregon Employment Department, Local Area Unemployment Statistics



In May 2021, Jackson County's unemployment rate was 6.3%, Josephine County's unemployment rate was 6.7%.

The graph of the month shows that the average wage has increased significantly during the pandemic. The forecast also shows that in the long run the wages will continue to increase. Many lower wage jobs were lost during the pandemic leading to the increase in average wage for those who kept their jobs. The Atlanta Federal Reserve reports that wage gains will continue to increase. You can read this [article](#) on Josh Lehner's blog for the Oregon Office of Economic Analysis. The article also mentions that the competition for workers will remain fierce in the months ahead.

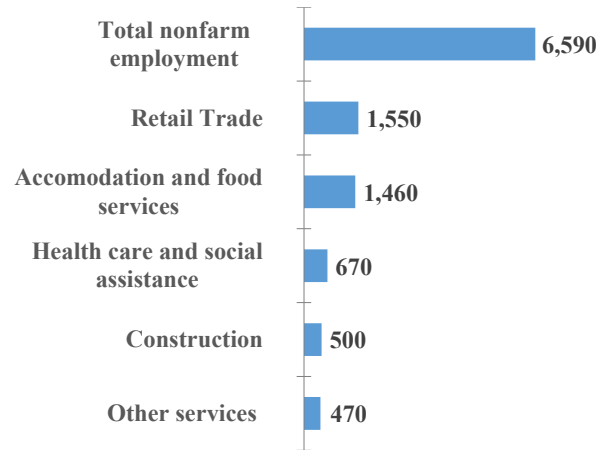
Graph of the Month Oregon Average Wage Outlook Source: Oregon Office of Economic Analysis



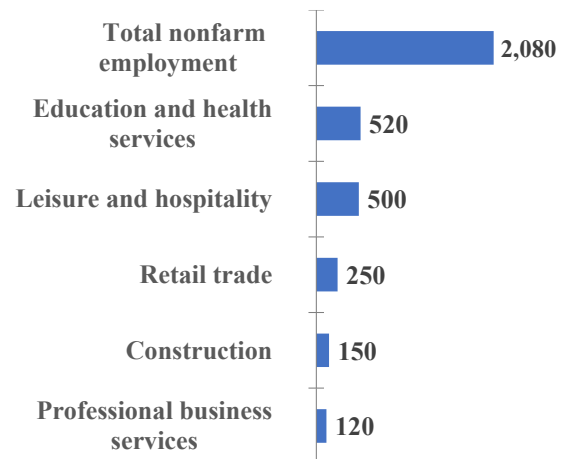
Selected Industry Gains and Losses (Over-the-year net employment change)

Source: Oregon Employment Department, Current Employment Estimates

Jackson County



Josephine County



For economic or labor market data contact:
 Polly Farrimond, Workforce Analyst
 Jackson, Josephine, Klamath and Lake counties
polly.a.farrimond@oregon.gov 541-414-5325
 Contact me to be added to this distribution list.