

[Case Demographic Data](#) |
 [View Disease Severity Data](#) |
 [View Disease Death Data](#)

Data current as of 12:01am 7/2/2021

Oregon's COVID-19 Case Rates by Demographic Group

This dashboard shows the case rates per 100,000 people and the total number of reported COVID-19 cases in Oregon broken out by sex, age group, race, and ethnicity. Use the toggle below to see how many COVID-19 cases in each demographic group were ever hospitalized for their illness and how many have died from their illness. Hover over a bar to see the exact number of cases in each category and the percentage of total cases that f.f..



SEX

| | Hospitalized | Hospitalization Status Unknown | Not Hospitalized | Grand Total | Cases per 100,000 |
|-----------------|--------------|--------------------------------|------------------|-------------|-------------------|
| Female | 5,504 | 26,879 | 73,404 | 105,787 | 4,890.9 |
| Male | 6,188 | 28,647 | 66,232 | 101,067 | 4,801.0 |
| Non-binary | 0 | 1 | 18 | 19 | |
| Refused/Unknown | 65 | 989 | 1,108 | 2,162 | |

AGE GROUP

| | | | | | |
|-----------------|-------|--------|--------|--------|---------|
| 9 and younger | 125 | 2,426 | 7,765 | 10,316 | 2,200.0 |
| 10 to 19 | 212 | 6,945 | 17,754 | 24,911 | 4,936.5 |
| 20 to 29 | 718 | 13,186 | 29,748 | 43,652 | 7,926.7 |
| 30 to 39 | 917 | 10,343 | 25,159 | 36,419 | 6,143.9 |
| 40 to 49 | 1,244 | 8,715 | 22,086 | 32,045 | 5,939.1 |
| 50 to 59 | 1,820 | 7,128 | 17,761 | 26,709 | 5,003.3 |
| 60 to 69 | 2,272 | 4,294 | 11,162 | 17,728 | 3,236.8 |
| 70 to 79 | 2,338 | 2,104 | 5,689 | 10,131 | 2,879.3 |
| 80+ | 2,108 | 1,281 | 3,537 | 6,926 | 3,888.1 |
| Refused/Unknown | 3 | 94 | 101 | 198 | |

RACE

| | | | | | |
|-----------------|-------|--------|--------|---------|----------|
| AI/AN* | 281 | 724 | 2,689 | 3,694 | 7,437.2 |
| Asian | 375 | 1,734 | 4,032 | 6,141 | 3,290.6 |
| Black | 405 | 1,299 | 3,832 | 5,536 | 6,808.3 |
| Multiracial | 217 | 509 | 2,967 | 3,693 | 1,801.5 |
| Pacific Is.* | 169 | 191 | 1,375 | 1,735 | 10,097.8 |
| White | 7,308 | 24,371 | 76,881 | 108,560 | 3,017.7 |
| Other | 1,934 | 6,082 | 34,172 | 42,188 | |
| Refused/Unknown | 1,068 | 21,606 | 14,814 | 37,488 | |

ETHNICITY

| | | | | | |
|-----------------|-------|--------|--------|---------|---------|
| Hispanic | 2,138 | 7,402 | 39,063 | 48,603 | 8,759.7 |
| Not Hispanic | 7,496 | 19,368 | 83,940 | 110,804 | 2,984.1 |
| Refused/Unknown | 2,123 | 29,746 | 17,759 | 49,628 | |

COVID-19 Quick Facts: Hospitalizations

Below, you can see the percent of COVID-19 cases who have ever been hospitalized for their illness broken out by sex, age group, race, and ethnicity.

Female: 5.2%

Male: 6.1%

Ages 9 and younger: 1.2%

Ages 10 to 19: 0.9%

Ages 20 to 29: 1.6%

Ages 30 to 39: 2.5%

Ages 40 to 49: 3.9%

Ages 50 to 59: 6.8%

Ages 60 to 69: 12.8%

Ages 70 to 79: 23.1%

Ages 80+: 30.4%

AI/AN*: 7.6%

Asian: 6.1%

Black: 7.3%

Multiracial: 5.9%

Other: 4.6%

Pacific Is.*: 9.7%

White: 6.7%

Hispanic: 4.4%

Not Hispanic: 6.8%

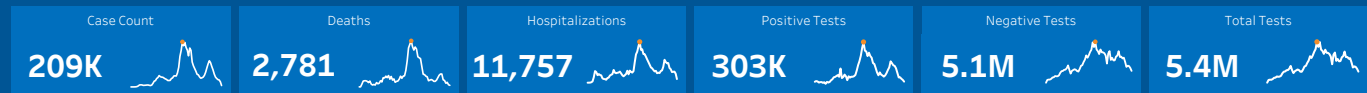
Notes

* AI/AN = American Indian or Alaska Native; Pacific Is. = Native Hawaiian or Other Pacific Islander.

† During the course of the case investigation, people are asked to self-report their race, ethnicity, tribal affiliation, country of origin, or ancestry. Many people who consider themselves Hispanic or Latinx, which is an ethnicity, will use one of these or an equivalent term to describe their race, which then gets categorized as "Other" race. Currently, 89.0% of case-patients shown as "Other" race above reported that they are Hispanic or Latinx.

Rates shown on this dashboard are calculated using population estimates from the 2020 Annual Population Report from Portland State University's College of Urban & Public Affairs Population Research Center and 2019 housing and demographic data from the U.S. Census Bureau's American Community Survey (ACS).

COVID-19 data are provisional and subject to change.



Case Demographic Data


View Disease Severity Data

View Disease Death Data

Data current as of 12:01am 7/2/2021

Oregon's COVID-19 Case Rates by Demographic Group

This dashboard shows the case rates per 100,000 people and the total number of reported COVID-19 cases in Oregon broken out by sex, age group, race, and ethnicity. Use the toggle below to see how many COVID-19 cases in each demographic group were ever hospitalized for their illness and how many have died from their illness. Hover over a bar to see the exact number of cases in each category and the percentage of total cases that f...



SEX

| | Deceased | Alive | Grand Total | Cases per 100,000 |
|-----------------|----------|---------|-------------|-------------------|
| Female | 1,274 | 104,513 | 105,787 | 4,890.9 |
| Male | 1,494 | 99,573 | 101,067 | 4,801.0 |
| Non-binary | 0 | 19 | 19 | |
| Refused/Unknown | 13 | 2,149 | 2,162 | |

AGE GROUP

| | | | | |
|-----------------|-------|--------|--------|---------|
| 9 and younger | 1 | 10,315 | 10,316 | 2,200.0 |
| 10 to 19 | 2 | 24,909 | 24,911 | 4,936.5 |
| 20 to 29 | 9 | 43,643 | 43,652 | 7,926.7 |
| 30 to 39 | 23 | 36,396 | 36,419 | 6,143.9 |
| 40 to 49 | 71 | 31,974 | 32,045 | 5,939.1 |
| 50 to 59 | 189 | 26,520 | 26,709 | 5,003.3 |
| 60 to 69 | 421 | 17,307 | 17,728 | 3,236.8 |
| 70 to 79 | 666 | 9,465 | 10,131 | 2,879.3 |
| 80+ | 1,399 | 5,527 | 6,926 | 3,888.1 |
| Refused/Unknown | 0 | 198 | 198 | |

RACE

| | | | | |
|-----------------|-------|---------|---------|----------|
| AI/AN* | 54 | 3,640 | 3,694 | 7,437.2 |
| Asian | 65 | 6,076 | 6,141 | 3,290.6 |
| Black | 56 | 5,480 | 5,536 | 6,808.3 |
| Multiracial | 52 | 3,641 | 3,693 | 1,801.5 |
| Pacific Is.* | 22 | 1,713 | 1,735 | 10,097.8 |
| White | 1,888 | 106,672 | 108,560 | 3,017.7 |
| Other | 211 | 41,977 | 42,188 | |
| Refused/Unknown | 433 | 37,055 | 37,488 | |

ETHNICITY

| | | | | |
|-----------------|-------|---------|---------|---------|
| Hispanic | 231 | 48,372 | 48,603 | 8,759.7 |
| Not Hispanic | 1,813 | 108,991 | 110,804 | 2,984.1 |
| Refused/Unknown | 737 | 48,891 | 49,628 | |

COVID-19 Quick Facts: Deaths

Below, you can see the percent of COVID-19 cases who have died from their illness broken out by sex, age group, race, and ethnicity.

Female: 1.2%

Male: 1.5%

Ages 9 and younger: 0.0%

Ages 10 to 19: 0.0%

Ages 20 to 29: 0.0%

Ages 30 to 39: 0.1%

Ages 40 to 49: 0.2%

Ages 50 to 59: 0.7%

Ages 60 to 69: 2.4%

Ages 70 to 79: 6.6%

Ages 80+: 20.2%

AI/AN*: 1.5%

Asian: 1.1%

Black: 1.0%

Multiracial: 1.4%

Other: 0.5%

Pacific Is.*: 1.3%

White: 1.7%

Hispanic: 0.5%

Not Hispanic: 1.6%

Notes

* AI/AN = American Indian or Alaska Native; Pacific Is. = Native Hawaiian or Other Pacific Islander.

† During the course of the case investigation, people are asked to self-report their race, ethnicity, tribal affiliation, country of origin, or ancestry. Many people who consider themselves Hispanic or Latinx, which is an ethnicity, will use one of these or an equivalent term to describe their race, which then gets categorized as "Other" race. Currently, 89.0% of case-patients shown as "Other" race above reported that they are Hispanic or Latinx.

Rates shown on this dashboard are calculated using population estimates from the 2020 Annual Population Report from Portland State University's College of Urban & Public Affairs Population Research Center and 2019 housing and demographic data from the U.S. Census Bureau's American Community Survey (ACS).

COVID-19 data are provisional and subject to change.



[View Case Demographic Data](#)

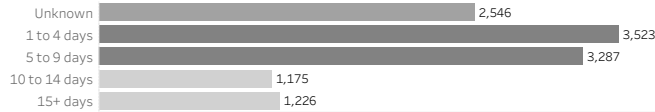
Disease Severity Data

[View Disease Death Data](#)

Data current as of 12:01am 7/2/2021

Length of Hospital Stay

This chart shows the number of COVID-19 cases in Oregon who were ever hospitalized for their illness and the length of their hospital stays.



Note: 2546 hospitalized COVID-19 patients have an unknown length of hospital stay. This is because information on their exact date of hospital admission or discharge is still pending.

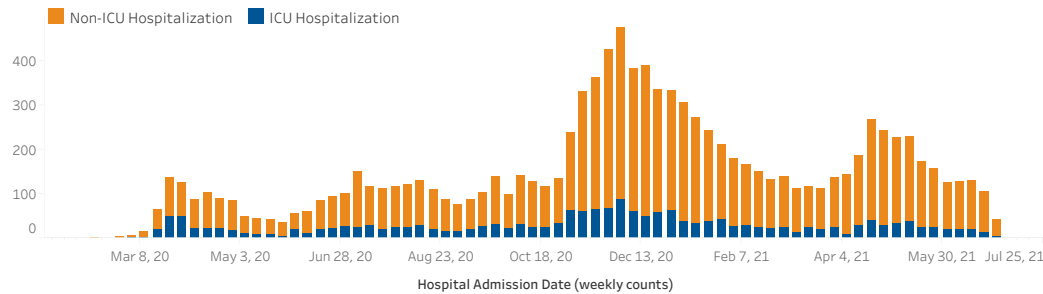
COVID-19 Quick Facts

Median length of stay (in days): **6**

When we look at the length of stay for all hospitalized cases in Oregon, the median is the length of stay that falls in the middle.

Hospitalizations of Oregon's COVID-19 Cases

This chart shows the number of COVID-19 cases in Oregon who were ever hospitalized for their illness and whether they received care from an Intensive Care Unit (ICU).

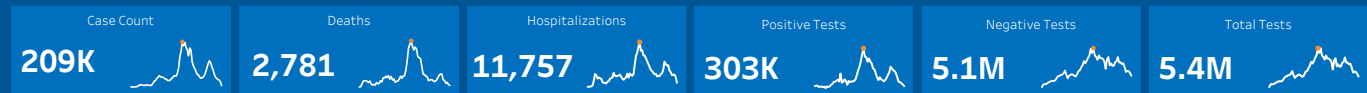


2,089 out of **11,757**

Oregonians hospitalized with COVID-19 received care from an ICU.

Notes

COVID-19 data are provisional and subject to change.



[View Case Demographic Data](#)

[View Disease Severity Data](#)

[Disease Death Data](#)

Data current as of 12:01am 7/2/2021

COVID-19 Deaths In Oregon

Length of Illness

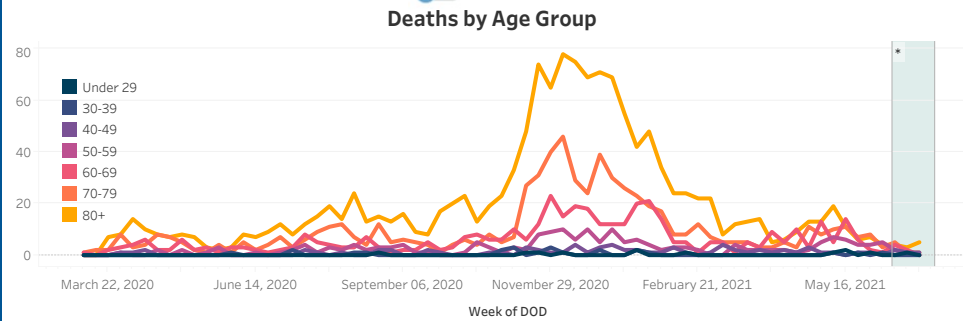
Among those who have died with COVID-19, OHA defines length of illness as the number of days from onset date to the date of death. Onset date is the date a person started having symptoms. If symptom start date is not reported their onset date is calculated as two days before the specimen was collected for testing. This means that the length of illness presented here is a conservative estimate of actual length of illness.

The Median Length of Illness for those who have lost their lives is **15** days.

Deaths by Week (Hospitalization Status and Age Group)

The graph below depicts the number of Oregonians who have died with COVID-19 by week of death and either their age group or whether they were hospitalized during the course of their illness. Use the toggle to switch between age group and hospitalization status.

Deaths by Age Group Deaths by Hospitalization Status

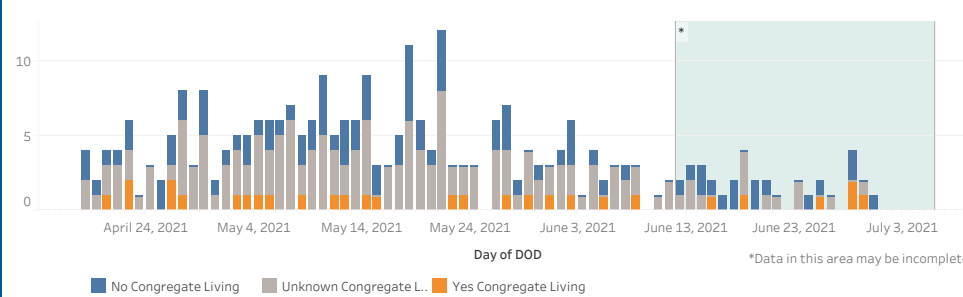


Deaths by Day and Congregate Living Status

*Data in this area may be incomplete

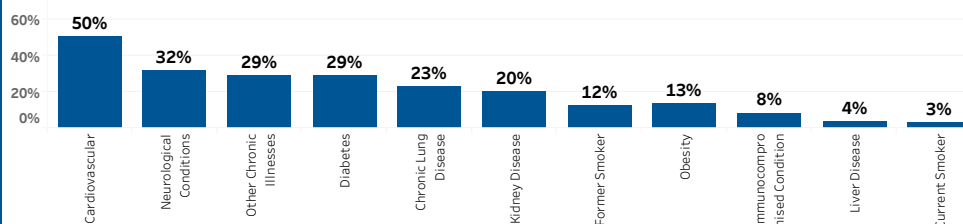
The graph below displays Oregonians who have died with COVID-19 by the date of death and congregate living status. Congregate living situations include, but are not limited to, long-term care facilities, group homes, prisons, and shelters. The date of death represents the exact date on which a person with COVID-19 died and is different from the day a death is reported to public health. By default, the graph is set to display the last three m.

Select a date range for the graph below
4/18/2021 to 7/10/2021



Underlying Conditions

The graph below displays Oregonians who have died with COVID-19 by underlying conditions.



Note: COVID-19 data are provisional and subject to change.

* Abdominal symptoms include nausea, vomiting, abdominal pain, and diarrhea.

† Other symptoms include runny nose, chills, and sore throat.

Neurological conditions include any disorder of the neurological system, including but not limited to: cerebral palsy, cerebrovascular accident (stroke), chronic mental illness, cognitive impairment, developmental delay or disability, encephalopathy, intellectual disabilities, multiple sclerosis, neuromuscular disorders, other unspecified cerebrovascular disease, parkinson's disease, seizure disorder, subdural hematomas, transient ischemic attacks, and traumatic brain injury.

Quick Facts

Percent of people who have died with COVID-19 with any underlying conditions

| Yes | No | Unknown |
|-----|----|---------|
| 90% | 3% | 7% |

Percent of people who died with COVID-19 that reported the following symptoms:

Any Symptoms

| Yes | No | Unknown |
|-----|-----|---------|
| 64% | 10% | 26% |

Cough

| Yes | No | Unknown |
|-----|-----|---------|
| 37% | 15% | 48% |

Shortness of Breath

| Yes | No | Unknown |
|-----|-----|---------|
| 35% | 19% | 47% |

Fever

Data temporarily unavailable. We appreciate your patience while this is resolved

Pneumonia or Abnormal X-Ray

| Yes | No | Unknown |
|-----|-----|---------|
| 27% | 25% | 48% |

Other Symptoms†

| Yes | No | Unknown |
|-----|-----|---------|
| 18% | 20% | 62% |

Abdominal Symptoms*

Data temporarily unavailable. We appreciate your patience while this is resolved

Aches

| Yes | No | Unknown |
|-----|-----|---------|
| 16% | 19% | 65% |

ARDS

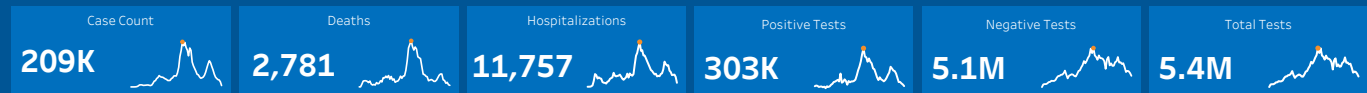
| Yes | No | Unknown |
|-----|-----|---------|
| 13% | 27% | 60% |

Headache

| Yes | No | Unknown |
|-----|-----|---------|
| 9% | 24% | 67% |

Loss of Smell

| Yes | No | Unknown |
|-----|-----|---------|
| 6% | 28% | 66% |



[View Case Demographic Data](#)

[View Disease Severity Data](#)

[Disease Death Data](#)

Data current as of 12:01am 7/2/2021

COVID-19 Deaths In Oregon

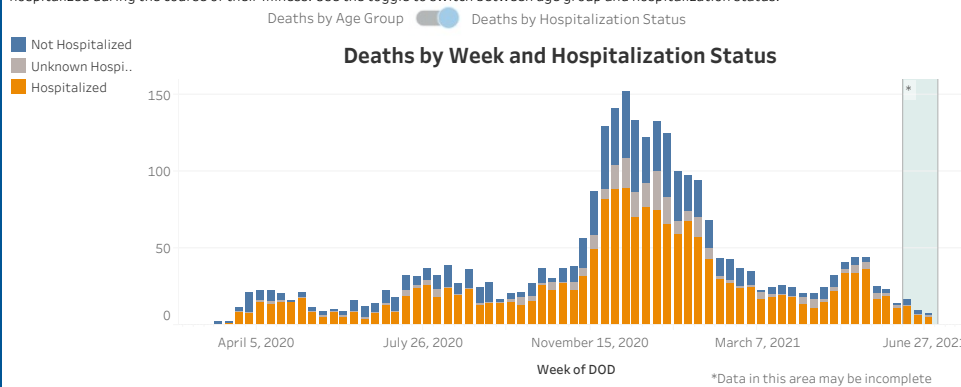
Length of Illness

Among those who have died with COVID-19, OHA defines length of illness as the number of days from onset date to the date of death. Onset date is the date a person started having symptoms. If symptom start date is not reported their onset date is calculated as two days before the specimen was collected for testing. This means that the length of illness presented here is a conservative estimate of actual length of illness.

The Median Length of Illness for those who have lost their lives is **15** days.

Deaths by Week (Hospitalization Status and Age Group)

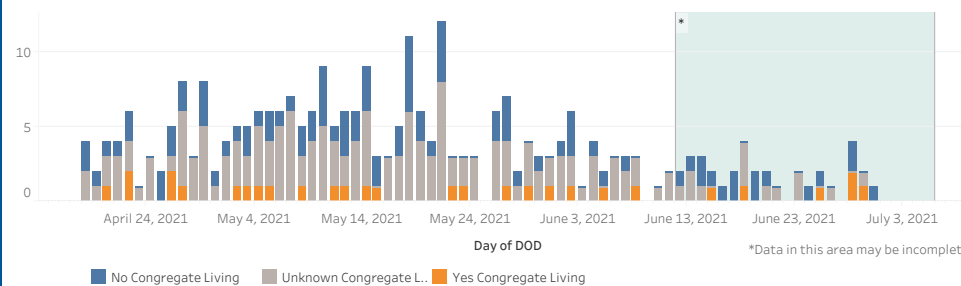
The graph below depicts the number of Oregonians who have died with COVID-19 by week of death and either their age group or whether they were hospitalized during the course of their illness. Use the toggle to switch between age group and hospitalization status.



Deaths by Day and Congregate Living Status

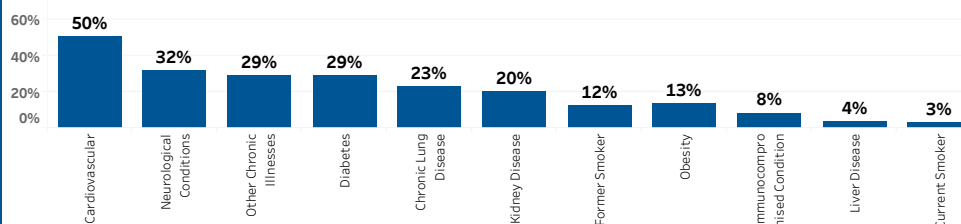
The graph below displays Oregonians who have died with COVID-19 by the date of death and congregate living status. Congregate living situations include, but are not limited to, long-term care facilities, group homes, prisons, and shelters. The date of death represents the exact date on which a person with COVID-19 died and is different from the day a death is reported to public health. By default, the graph is set to display the last three m...

Select a date range for the graph below
4/18/2021 to 7/10/2021



Underlying Conditions

The graph below displays Oregonians who have died with COVID-19 by underlying conditions.



Note: COVID-19 data are provisional and subject to change.

* Abdominal symptoms include nausea, vomiting, abdominal pain, and diarrhea.

† Other symptoms include runny nose, chills, and sore throat.

Neurological conditions include any disorder of the neurological system, including but not limited to: cerebral palsy, cerebrovascular accident (stroke), chronic mental illness, cognitive impairment, developmental delay or disability, encephalopathy, intellectual disabilities, multiple sclerosis, neuromuscular disorders, other unspecified cerebrovascular disease, parkinson's disease, seizure disorder, subdural hematomas, transient ischemic attacks, and traumatic brain injury.

Quick Facts

Percent of people who have died with COVID-19 with any underlying conditions

| Yes | No | Unknown |
|-----|----|---------|
| 90% | 3% | 7% |

Percent of people who died with COVID-19 that reported the following symptoms:

Any Symptoms

| Yes | No | Unknown |
|-----|-----|---------|
| 64% | 10% | 26% |

Cough

| Yes | No | Unknown |
|-----|-----|---------|
| 37% | 15% | 48% |

Shortness of Breath

| Yes | No | Unknown |
|-----|-----|---------|
| 35% | 19% | 47% |

Fever

Data temporarily unavailable. We appreciate your patience while this is resolved

Pneumonia or Abnormal X-Ray

| Yes | No | Unknown |
|-----|-----|---------|
| 27% | 25% | 48% |

Other Symptoms†

| Yes | No | Unknown |
|-----|-----|---------|
| 18% | 20% | 62% |

Abdominal Symptoms*

Data temporarily unavailable. We appreciate your patience while this is resolved

Aches

| Yes | No | Unknown |
|-----|-----|---------|
| 16% | 19% | 65% |

ARDS

| Yes | No | Unknown |
|-----|-----|---------|
| 13% | 27% | 60% |

Headache

| Yes | No | Unknown |
|-----|-----|---------|
| 9% | 24% | 67% |

Loss of Smell

| Yes | No | Unknown |
|-----|-----|---------|
| 6% | 28% | 66% |

Date Stamp

Data current as of 12:01am 7/2/2021

Demographic Data - Cases Per 100,000

| Demographic | Categories (group).. | |
|-----------------|----------------------|-------|
| Sex Group | Female | |
| | Male | |
| | Non-binary | |
| | Refused/Unknown | |
| Age Group | 9 and younger | |
| | 10 to 19 | |
| | 20 to 29 | |
| | 30 to 39 | |
| | 40 to 49 | |
| | 50 to 59 | |
| | 60 to 69 | |
| | 70 to 79 | |
| | 80+ | |
| | Refused/Unknown | |
| | Race | AI/AN |
| Asian | | |
| Black | | |
| Multiracial | | |
| Other | | |
| Pacific Is. | | |
| Refused/Unknown | | |
| White | | |
| Ethnicity | Hispanic | |
| | Not Hispanic | |
| | Refused/Unknown | |

Demographic Data - Cases Per 100,000

| Demographic | Categories (group).. | |
|-----------------|----------------------|----------|
| Sex Group | Female | 4,890.9 |
| | Male | 4,801.0 |
| | Non-binary | |
| | Refused/Unknown | |
| Age Group | 9 and younger | 2,200.0 |
| | 10 to 19 | 4,936.5 |
| | 20 to 29 | 7,926.7 |
| | 30 to 39 | 6,143.9 |
| | 40 to 49 | 5,939.1 |
| | 50 to 59 | 5,003.3 |
| | 60 to 69 | 3,236.8 |
| | 70 to 79 | 2,879.3 |
| | 80+ | 3,888.1 |
| | Refused/Unknown | |
| | Race | AI/AN |
| Asian | | 3,290.6 |
| Black | | 6,808.3 |
| Multiracial | | 1,801.5 |
| Other | | 32,247.7 |
| Pacific Is. | | 10,097.8 |
| Refused/Unknown | | |
| White | | 3,017.7 |
| Ethnicity | Hispanic | 8,759.7 |
| | Not Hispanic | 2,984.1 |
| | Refused/Unknown | |

Demographic Data - Death Status

| Demographic | Categories (group).. | Death Status | | |
|-----------------|----------------------|--------------|---------|---------|
| | | Alive | Died | Total |
| Sex Group | Total | 206,254 | 2,781 | 209,035 |
| | Female | 104,513 | 1,274 | 105,787 |
| | Male | 99,573 | 1,494 | 101,067 |
| | Non-binary | 19 | | 19 |
| | Refused/Unknown | 2,149 | 13 | 2,162 |
| Age Group | Total | 206,254 | 2,781 | 209,035 |
| | 9 and younger | 10,315 | 1 | 10,316 |
| | 10 to 19 | 24,909 | 2 | 24,911 |
| | 20 to 29 | 43,643 | 9 | 43,652 |
| | 30 to 39 | 36,396 | 23 | 36,419 |
| | 40 to 49 | 31,974 | 71 | 32,045 |
| | 50 to 59 | 26,520 | 189 | 26,709 |
| | 60 to 69 | 17,307 | 421 | 17,728 |
| | 70 to 79 | 9,465 | 666 | 10,131 |
| | 80+ | 5,527 | 1,399 | 6,926 |
| Refused/Unknown | 198 | | 198 | |
| Race | Total | 206,254 | 2,781 | 209,035 |
| | AI/AN | 3,640 | 54 | 3,694 |
| | Asian | 6,076 | 65 | 6,141 |
| | Black | 5,480 | 56 | 5,536 |
| | Multiracial | 3,641 | 52 | 3,693 |
| | Other | 41,977 | 211 | 42,188 |
| | Pacific Is. | 1,713 | 22 | 1,735 |
| | Refused/Unknown | 31 | | 31 |
| | Refused/Unknown | 37,024 | 433 | 37,457 |
| White | 106,672 | 1,888 | 108,560 | |
| Ethnicity | Total | 206,254 | 2,781 | 209,035 |
| | Hispanic | 48,372 | 231 | 48,603 |
| | Not Hispanic | 108,991 | 1,813 | 110,804 |
| | Refused/Unknown | 48,891 | 737 | 49,628 |

Demographic Data - Hospitalization Status

| Demographic | Categories (group) | Hospitalization Status | | |
|-----------------|--------------------|------------------------|------------------|----|
| | | Hospitalized | Not Hospitalized | |
| Sex Group | Female | 5,504 | 73, | |
| | Male | 6,188 | 66, | |
| | Non-binary | | | |
| | Refused/Unknown | 65 | 1, | |
| Age Group | 9 and younger | 125 | 7, | |
| | 10 to 19 | 212 | 17, | |
| | 20 to 29 | 718 | 29, | |
| | 30 to 39 | 917 | 25, | |
| | 40 to 49 | 1,244 | 22, | |
| | 50 to 59 | 1,820 | 17, | |
| | 60 to 69 | 2,272 | 11, | |
| | 70 to 79 | 2,338 | 5, | |
| | 80+ | 2,108 | 3, | |
| | Refused/Unknown | 3 | | |
| | Race | AI/AN | 281 | 2, |
| | | Asian | 375 | 4, |
| | | Black | 405 | 3, |
| Multiracial | | 217 | 2, | |
| Other | | 1,934 | 34, | |
| Pacific Is. | | 169 | 1, | |
| Refused/Unknown | | 1,068 | 14, | |
| White | | 7,308 | 76, | |
| Ethnicity | Hispanic | 2,138 | 39, | |
| | Not Hispanic | 7,496 | 83, | |
| | Refused/Unknown | 2,123 | 17, | |

Demographic Data - Hospitalization Status

| Demographic | Categories (group) | Hospitalization Status | | |
|-----------------|--------------------|------------------------|--------------------------------|-------|
| | | Hospitalized | Hospitalization Status Unknown | |
| Sex Group | Female | 404 | 26,879 | |
| | Male | 232 | 28,647 | |
| | Non-binary | 18 | 1 | |
| | Refused/Unknown | 108 | 989 | |
| Age Group | 9 and younger | 765 | 2,426 | |
| | 10 to 19 | 754 | 6,945 | |
| | 20 to 29 | 748 | 13,186 | |
| | 30 to 39 | 159 | 10,343 | |
| | 40 to 49 | 086 | 8,715 | |
| | 50 to 59 | 761 | 7,128 | |
| | 60 to 69 | 162 | 4,294 | |
| | 70 to 79 | 689 | 2,104 | |
| | 80+ | 537 | 1,281 | |
| | Refused/Unknown | 101 | 94 | |
| | Race | AI/AN | 689 | 724 |
| | | Asian | 032 | 1,734 |
| Black | | 832 | 1,299 | |
| Multiracial | | 967 | 509 | |
| Other | | 172 | 6,082 | |
| Pacific Is. | | 375 | 191 | |
| Refused/Unknown | | 814 | 21,606 | |
| White | | 881 | 24,371 | |
| Ethnicity | Hispanic | 063 | 7,402 | |
| | Not Hispanic | 940 | 19,368 | |
| | Refused/Unknown | 759 | 29,746 | |

Hospitalizations by Week of Admission

| Day of Week Begin | Day of Week End | ICU Status | |
|--------------------|--------------------|--------------|-------------------|
| | | ICU Stay | Non-ICU Hospita.. |
| Grand Total | | 2,096 | 9,661 |
| Null | Null | 65 | 766 |
| February 9, 2020 | February 15, 2020 | | 1 |
| February 23, 2020 | February 29, 2020 | 1 | 1 |
| March 1, 2020 | March 7, 2020 | 3 | 3 |
| March 8, 2020 | March 14, 2020 | 3 | 13 |
| March 15, 2020 | March 21, 2020 | 19 | 45 |
| March 22, 2020 | March 28, 2020 | 50 | 86 |
| March 29, 2020 | April 4, 2020 | 51 | 73 |
| April 5, 2020 | April 11, 2020 | 23 | 65 |
| April 12, 2020 | April 18, 2020 | 23 | 78 |
| April 19, 2020 | April 25, 2020 | 23 | 68 |
| April 26, 2020 | May 2, 2020 | 17 | 69 |
| May 3, 2020 | May 9, 2020 | 13 | 38 |
| May 10, 2020 | May 16, 2020 | 11 | 33 |
| May 17, 2020 | May 23, 2020 | 11 | 31 |
| May 24, 2020 | May 30, 2020 | 6 | 29 |
| May 31, 2020 | June 6, 2020 | 19 | 36 |
| June 7, 2020 | June 13, 2020 | 13 | 47 |
| June 14, 2020 | June 20, 2020 | 19 | 65 |
| June 21, 2020 | June 27, 2020 | 23 | 70 |
| June 28, 2020 | July 4, 2020 | 27 | 73 |
| July 5, 2020 | July 11, 2020 | 25 | 124 |
| July 12, 2020 | July 18, 2020 | 30 | 88 |
| July 19, 2020 | July 25, 2020 | 19 | 92 |
| July 26, 2020 | August 1, 2020 | 24 | 92 |
| August 2, 2020 | August 8, 2020 | 25 | 94 |
| August 9, 2020 | August 15, 2020 | 29 | 101 |
| August 16, 2020 | August 22, 2020 | 21 | 88 |
| August 23, 2020 | August 29, 2020 | 17 | 70 |
| August 30, 2020 | September 5, 2020 | 14 | 61 |
| September 6, 2020 | September 12, 2020 | 20 | 68 |
| September 13, 2020 | September 19, 2020 | 28 | 74 |
| September 20, 2020 | September 26, 2020 | 32 | 108 |
| September 27, 2020 | October 3, 2020 | 22 | 76 |
| October 4, 2020 | October 10, 2020 | 33 | 109 |
| October 11, 2020 | October 17, 2020 | 26 | 100 |
| October 18, 2020 | October 24, 2020 | 25 | 93 |
| October 25, 2020 | October 31, 2020 | 34 | 101 |
| November 1, 2020 | November 7, 2020 | 62 | 176 |

Hospitalizations by Week of Admission

| Day of Week Begin | Day of Week End | ICU Status | |
|-------------------|-------------------|------------|-------------------|
| | | ICU Stay | Non-ICU Hospita.. |
| November 8, 2020 | November 14, 2020 | 59 | 270 |
| November 15, 2020 | November 21, 2020 | 66 | 295 |
| November 22, 2020 | November 28, 2020 | 68 | 356 |
| November 29, 2020 | December 5, 2020 | 88 | 387 |
| December 6, 2020 | December 12, 2020 | 60 | 322 |
| December 13, 2020 | December 19, 2020 | 49 | 340 |
| December 20, 2020 | December 26, 2020 | 57 | 276 |
| December 27, 2020 | January 2, 2021 | 62 | 270 |
| January 3, 2021 | January 9, 2021 | 37 | 266 |
| January 10, 2021 | January 16, 2021 | 36 | 235 |
| January 17, 2021 | January 23, 2021 | 38 | 203 |
| January 24, 2021 | January 30, 2021 | 43 | 167 |
| January 31, 2021 | February 6, 2021 | 27 | 152 |
| February 7, 2021 | February 13, 2021 | 31 | 137 |
| February 14, 2021 | February 20, 2021 | 24 | 125 |
| February 21, 2021 | February 27, 2021 | 22 | 110 |
| February 28, 2021 | March 6, 2021 | 26 | 113 |
| March 7, 2021 | March 13, 2021 | 14 | 97 |
| March 14, 2021 | March 20, 2021 | 25 | 92 |
| March 21, 2021 | March 27, 2021 | 20 | 93 |
| March 28, 2021 | April 3, 2021 | 24 | 112 |
| April 4, 2021 | April 10, 2021 | 11 | 133 |
| April 11, 2021 | April 17, 2021 | 29 | 157 |
| April 18, 2021 | April 24, 2021 | 41 | 226 |
| April 25, 2021 | May 1, 2021 | 31 | 210 |
| May 2, 2021 | May 8, 2021 | 34 | 192 |
| May 9, 2021 | May 15, 2021 | 41 | 188 |
| May 16, 2021 | May 22, 2021 | 24 | 148 |
| May 23, 2021 | May 29, 2021 | 24 | 133 |
| May 30, 2021 | June 5, 2021 | 21 | 103 |
| June 6, 2021 | June 12, 2021 | 19 | 109 |
| June 13, 2021 | June 19, 2021 | 21 | 109 |
| June 20, 2021 | June 26, 2021 | 12 | 93 |
| June 27, 2021 | July 3, 2021 | 6 | 37 |

Length of Hospital Stay

Length of Stay

| | |
|---------------|---------------|
| Grand Total | 11,757 |
| 1 to 4 days | 3,523 |
| 5 to 9 days | 3,287 |
| 10 to 14 days | 1,175 |
| 15+ days | 1,226 |
| Pending | 2,546 |

Deaths By Week of Death and Age Group

| Week of DOD | Under 29 | 30-39 | 40-49 | 50-59 | 60-69 | 70-79 | 80+ |
|--------------------|----------|-------|-------|-------|-------|-------|-----|
| March 8, 2020 | 0 | 0 | 0 | 0 | 1 | 1 | 0 |
| March 15, 2020 | 0 | 0 | 0 | 0 | 0 | 2 | 0 |
| March 22, 2020 | 0 | 0 | 0 | 0 | 2 | 2 | 7 |
| March 29, 2020 | 0 | 0 | 1 | 1 | 3 | 8 | 8 |
| April 5, 2020 | 0 | 0 | 1 | 0 | 4 | 3 | 14 |
| April 12, 2020 | 0 | 0 | 2 | 0 | 6 | 4 | 10 |
| April 19, 2020 | 0 | 0 | 0 | 2 | 2 | 8 | 8 |
| April 26, 2020 | 0 | 0 | 0 | 0 | 2 | 7 | 7 |
| May 3, 2020 | 0 | 0 | 0 | 2 | 6 | 5 | 8 |
| May 10, 2020 | 0 | 0 | 0 | 0 | 2 | 2 | 7 |
| May 17, 2020 | 0 | 0 | 0 | 1 | 3 | 1 | 3 |
| May 24, 2020 | 0 | 0 | 0 | 3 | 1 | 4 | 2 |
| May 31, 2020 | 0 | 1 | 0 | 0 | 3 | 1 | 3 |
| June 7, 2020 | 0 | 0 | 0 | 0 | 3 | 5 | 8 |
| June 14, 2020 | 0 | 0 | 0 | 1 | 2 | 2 | 7 |
| June 21, 2020 | 0 | 0 | 0 | 0 | 1 | 4 | 9 |
| June 28, 2020 | 0 | 0 | 0 | 1 | 2 | 7 | 12 |
| July 5, 2020 | 0 | 2 | 0 | 2 | 3 | 3 | 8 |
| July 12, 2020 | 0 | 0 | 2 | 4 | 8 | 6 | 12 |
| July 19, 2020 | 0 | 0 | 1 | 1 | 5 | 9 | 15 |
| July 26, 2020 | 0 | 0 | 0 | 3 | 4 | 11 | 19 |
| August 2, 2020 | 0 | 0 | 1 | 2 | 3 | 12 | 14 |
| August 9, 2020 | 0 | 1 | 0 | 4 | 3 | 7 | 24 |
| August 16, 2020 | 0 | 1 | 0 | 2 | 7 | 4 | 13 |
| August 23, 2020 | 1 | 0 | 2 | 3 | 3 | 12 | 15 |
| August 30, 2020 | 0 | 0 | 2 | 3 | 1 | 5 | 13 |
| September 6, 2020 | 0 | 0 | 0 | 4 | 2 | 6 | 16 |
| September 13, 2020 | 0 | 0 | 0 | 1 | 2 | 5 | 9 |
| September 20, 2020 | 0 | 0 | 2 | 1 | 5 | 4 | 8 |
| September 27, 2020 | 0 | 0 | 1 | 0 | 2 | 1 | 17 |
| October 4, 2020 | 0 | 0 | 0 | 0 | 3 | 4 | 20 |
| October 11, 2020 | 0 | 0 | 0 | 1 | 7 | 6 | 23 |
| October 18, 2020 | 0 | 0 | 0 | 5 | 8 | 4 | 13 |
| October 25, 2020 | 0 | 0 | 1 | 3 | 6 | 8 | 19 |
| November 1, 2020 | 0 | 2 | 1 | 1 | 6 | 5 | 23 |
| November 8, 2020 | 0 | 3 | 0 | 3 | 10 | 7 | 33 |
| November 15, 2020 | 1 | 0 | 3 | 2 | 6 | 27 | 48 |
| November 22, 2020 | 1 | 1 | 2 | 8 | 12 | 31 | 74 |
| November 29, 2020 | 0 | 3 | 1 | 9 | 23 | 40 | 65 |
| December 6, 2020 | 1 | 1 | 1 | 10 | 15 | 46 | 78 |
| December 13, 2020 | 0 | 0 | 4 | 6 | 19 | 29 | 75 |
| December 20, 2020 | 0 | 0 | 1 | 10 | 18 | 24 | 69 |
| December 27, 2020 | 0 | 2 | 3 | 5 | 12 | 39 | 71 |
| January 3, 2021 | 0 | 0 | 4 | 10 | 12 | 30 | 69 |

Deaths By Week of Death and Age Group

| Week of DOD | Under 29 | 30-39 | 40-49 | 50-59 | 60-69 | 70-79 | 80+ |
|-------------------|----------|-------|-------|-------|-------|-------|-----|
| January 10, 2021 | 0 | 0 | 2 | 5 | 12 | 26 | 55 |
| January 17, 2021 | 2 | 2 | 2 | 6 | 20 | 23 | 42 |
| January 24, 2021 | 0 | 1 | 1 | 4 | 21 | 19 | 48 |
| January 31, 2021 | 0 | 0 | 1 | 2 | 14 | 17 | 34 |
| February 7, 2021 | 0 | 0 | 3 | 3 | 5 | 8 | 24 |
| February 14, 2021 | 1 | 0 | 1 | 3 | 5 | 8 | 24 |
| February 21, 2021 | 0 | 0 | 0 | 2 | 1 | 12 | 22 |
| February 28, 2021 | 0 | 0 | 1 | 0 | 5 | 7 | 22 |
| March 7, 2021 | 0 | 0 | 4 | 0 | 5 | 5 | 8 |
| March 14, 2021 | 0 | 0 | 2 | 4 | 1 | 5 | 12 |
| March 21, 2021 | 0 | 0 | 1 | 2 | 5 | 5 | 13 |
| March 28, 2021 | 0 | 0 | 2 | 2 | 3 | 3 | 14 |
| April 4, 2021 | 0 | 0 | 1 | 2 | 9 | 3 | 5 |
| April 11, 2021 | 0 | 0 | 2 | 2 | 5 | 5 | 6 |
| April 18, 2021 | 0 | 0 | 1 | 1 | 10 | 3 | 9 |
| April 25, 2021 | 0 | 0 | 3 | 2 | 3 | 11 | 13 |
| May 2, 2021 | 0 | 0 | 1 | 5 | 13 | 8 | 13 |
| May 9, 2021 | 1 | 1 | 1 | 7 | 5 | 10 | 19 |
| May 16, 2021 | 2 | 0 | 0 | 6 | 14 | 11 | 11 |
| May 23, 2021 | 0 | 1 | 1 | 4 | 6 | 7 | 6 |
| May 30, 2021 | 1 | 0 | 1 | 4 | 2 | 8 | 7 |
| June 6, 2021 | 0 | 1 | 0 | 5 | 1 | 3 | 4 |
| June 13, 2021 | 0 | 0 | 2 | 2 | 4 | 5 | 4 |
| June 20, 2021 | 1 | 0 | 1 | 1 | 2 | 1 | 3 |
| June 27, 2021 | 0 | 0 | 1 | 0 | 0 | 1 | 5 |

Deaths Week of Death and Hospitalization Status

| Week of DOD | Unknow n Hospi.. | Not Hosp italized | Hospita.. |
|--------------------|---------------------|----------------------|-----------|
| March 8, 2020 | 0 | 1 | 1 |
| March 15, 2020 | 0 | 0 | 2 |
| March 22, 2020 | 0 | 2 | 9 |
| March 29, 2020 | 0 | 13 | 8 |
| April 5, 2020 | 0 | 6 | 16 |
| April 12, 2020 | 1 | 7 | 14 |
| April 19, 2020 | 0 | 4 | 16 |
| April 26, 2020 | 0 | 0 | 16 |
| May 3, 2020 | 0 | 3 | 18 |
| May 10, 2020 | 1 | 2 | 8 |
| May 17, 2020 | 0 | 2 | 6 |
| May 24, 2020 | 1 | 1 | 8 |
| May 31, 2020 | 0 | 2 | 6 |
| June 7, 2020 | 0 | 7 | 9 |
| June 14, 2020 | 1 | 7 | 4 |
| June 21, 2020 | 0 | 6 | 8 |
| June 28, 2020 | 0 | 8 | 14 |
| July 5, 2020 | 1 | 9 | 8 |
| July 12, 2020 | 3 | 10 | 19 |
| July 19, 2020 | 2 | 5 | 24 |
| July 26, 2020 | 3 | 8 | 26 |
| August 2, 2020 | 5 | 9 | 18 |
| August 9, 2020 | 1 | 14 | 24 |
| August 16, 2020 | 0 | 7 | 20 |
| August 23, 2020 | 0 | 12 | 24 |
| August 30, 2020 | 0 | 10 | 14 |
| September 6, 2020 | 0 | 13 | 15 |
| September 13, 2020 | 0 | 2 | 15 |
| September 20, 2020 | 2 | 3 | 15 |
| September 27, 2020 | 5 | 3 | 13 |
| October 4, 2020 | 4 | 8 | 15 |
| October 11, 2020 | 0 | 10 | 27 |
| October 18, 2020 | 5 | 2 | 23 |
| October 25, 2020 | 1 | 9 | 27 |
| November 1, 2020 | 5 | 10 | 23 |
| November 8, 2020 | 5 | 19 | 32 |
| November 15, 2020 | 9 | 29 | 49 |
| November 22, 2020 | 6 | 41 | 82 |
| November 29, 2020 | 16 | 37 | 88 |
| December 6, 2020 | 20 | 43 | 89 |
| December 13, 2020 | 17 | 46 | 70 |
| December 20, 2020 | 16 | 30 | 76 |

Deaths Week of Death and Hospitalization Status

| Week of DOD | Unknown n Hospi.. | Not Hosp italized | Hospita.. |
|-------------------|----------------------|----------------------|-----------|
| December 27, 2020 | 25 | 32 | 75 |
| January 3, 2021 | 18 | 42 | 65 |
| January 10, 2021 | 9 | 32 | 59 |
| January 17, 2021 | 7 | 23 | 67 |
| January 24, 2021 | 13 | 24 | 57 |
| January 31, 2021 | 7 | 18 | 43 |
| February 7, 2021 | 2 | 11 | 30 |
| February 14, 2021 | 2 | 13 | 27 |
| February 21, 2021 | 2 | 11 | 24 |
| February 28, 2021 | 0 | 9 | 26 |
| March 7, 2021 | 5 | 0 | 17 |
| March 14, 2021 | 2 | 4 | 18 |
| March 21, 2021 | 0 | 6 | 20 |
| March 28, 2021 | 1 | 5 | 18 |
| April 4, 2021 | 4 | 2 | 14 |
| April 11, 2021 | 6 | 3 | 11 |
| April 18, 2021 | 2 | 7 | 15 |
| April 25, 2021 | 2 | 8 | 22 |
| May 2, 2021 | 2 | 4 | 34 |
| May 9, 2021 | 5 | 5 | 34 |
| May 16, 2021 | 5 | 3 | 36 |
| May 23, 2021 | 4 | 4 | 17 |
| May 30, 2021 | 2 | 2 | 19 |
| June 6, 2021 | 2 | 1 | 11 |
| June 13, 2021 | 0 | 4 | 13 |
| June 20, 2021 | 0 | 2 | 7 |
| June 27, 2021 | 0 | 1 | 6 |

Deaths by Day of Death and Congregate Living Status

| Day of DOD | Yes Con.. | No Con.. | Unkno.. |
|----------------|-----------|----------|---------|
| March 14, 2020 | 0 | 2 | 0 |
| March 17, 2020 | 0 | 1 | 0 |
| March 20, 2020 | 0 | 1 | 0 |
| March 22, 2020 | 2 | 1 | 0 |
| March 23, 2020 | 1 | 1 | 0 |
| March 24, 2020 | 0 | 2 | 0 |
| March 25, 2020 | 1 | 1 | 0 |
| March 27, 2020 | 1 | 0 | 0 |
| March 28, 2020 | 1 | 0 | 0 |
| March 29, 2020 | 3 | 1 | 0 |
| March 30, 2020 | 2 | 0 | 1 |
| April 1, 2020 | 1 | 3 | 0 |
| April 2, 2020 | 2 | 2 | 1 |
| April 3, 2020 | 2 | 0 | 0 |
| April 4, 2020 | 3 | 0 | 0 |
| April 5, 2020 | 3 | 1 | 0 |
| April 6, 2020 | 3 | 0 | 1 |
| April 7, 2020 | 4 | 0 | 0 |
| April 8, 2020 | 1 | 2 | 0 |
| April 9, 2020 | 1 | 0 | 0 |
| April 10, 2020 | 0 | 3 | 0 |
| April 11, 2020 | 2 | 1 | 0 |
| April 12, 2020 | 2 | 2 | 1 |
| April 13, 2020 | 2 | 0 | 0 |
| April 14, 2020 | 2 | 2 | 0 |
| April 15, 2020 | 1 | 1 | 0 |
| April 16, 2020 | 1 | 2 | 0 |
| April 17, 2020 | 0 | 2 | 0 |
| April 18, 2020 | 2 | 2 | 0 |
| April 19, 2020 | 1 | 1 | 0 |
| April 20, 2020 | 2 | 1 | 0 |
| April 21, 2020 | 1 | 1 | 0 |
| April 22, 2020 | 5 | 0 | 0 |
| April 23, 2020 | 1 | 1 | 0 |
| April 24, 2020 | 0 | 1 | 0 |
| April 25, 2020 | 3 | 2 | 0 |
| April 26, 2020 | 3 | 0 | 0 |
| April 27, 2020 | 2 | 0 | 0 |
| April 29, 2020 | 1 | 0 | 0 |
| April 30, 2020 | 1 | 1 | 0 |
| May 1, 2020 | 2 | 1 | 0 |
| May 2, 2020 | 3 | 2 | 0 |
| May 3, 2020 | 0 | 2 | 0 |

Deaths by Day of Death and Congregate Living Status

| Day of DOD | Yes Con.. | No Con.. | Unkno.. |
|---------------|-----------|----------|---------|
| May 4, 2020 | 1 | 2 | 0 |
| May 5, 2020 | 3 | 1 | 0 |
| May 6, 2020 | 3 | 1 | 0 |
| May 7, 2020 | 1 | 0 | 0 |
| May 8, 2020 | 3 | 1 | 0 |
| May 9, 2020 | 1 | 1 | 1 |
| May 10, 2020 | 2 | 0 | 1 |
| May 11, 2020 | 2 | 0 | 0 |
| May 12, 2020 | 1 | 1 | 0 |
| May 13, 2020 | 1 | 1 | 0 |
| May 16, 2020 | 1 | 1 | 0 |
| May 17, 2020 | 1 | 1 | 0 |
| May 18, 2020 | 0 | 1 | 0 |
| May 19, 2020 | 1 | 0 | 0 |
| May 20, 2020 | 2 | 0 | 0 |
| May 22, 2020 | 1 | 0 | 0 |
| May 23, 2020 | 1 | 0 | 0 |
| May 24, 2020 | 0 | 0 | 1 |
| May 25, 2020 | 1 | 0 | 0 |
| May 26, 2020 | 0 | 2 | 0 |
| May 27, 2020 | 1 | 0 | 0 |
| May 28, 2020 | 1 | 0 | 0 |
| May 29, 2020 | 1 | 1 | 0 |
| May 30, 2020 | 1 | 0 | 1 |
| May 31, 2020 | 0 | 1 | 1 |
| June 1, 2020 | 1 | 0 | 0 |
| June 2, 2020 | 1 | 0 | 0 |
| June 3, 2020 | 2 | 1 | 0 |
| June 4, 2020 | 0 | 1 | 0 |
| June 7, 2020 | 1 | 0 | 0 |
| June 8, 2020 | 2 | 1 | 0 |
| June 10, 2020 | 3 | 1 | 1 |
| June 11, 2020 | 3 | 1 | 0 |
| June 12, 2020 | 1 | 0 | 0 |
| June 13, 2020 | 2 | 0 | 0 |
| June 14, 2020 | 2 | 0 | 1 |
| June 15, 2020 | 3 | 0 | 0 |
| June 16, 2020 | 1 | 1 | 0 |
| June 18, 2020 | 0 | 1 | 1 |
| June 20, 2020 | 2 | 0 | 0 |
| June 21, 2020 | 2 | 0 | 0 |
| June 22, 2020 | 2 | 0 | 0 |
| June 23, 2020 | 2 | 1 | 0 |

Deaths by Day of Death and Congregate Living Status

| Day of DOD | Yes Con.. | No Con.. | Unkno.. |
|----------------|-----------|----------|---------|
| June 24, 2020 | 2 | 0 | 0 |
| June 25, 2020 | 2 | 1 | 0 |
| June 26, 2020 | 0 | 0 | 1 |
| June 27, 2020 | 1 | 0 | 0 |
| June 28, 2020 | 2 | 1 | 1 |
| June 29, 2020 | 3 | 0 | 1 |
| June 30, 2020 | 3 | 1 | 0 |
| July 1, 2020 | 1 | 1 | 0 |
| July 2, 2020 | 3 | 1 | 0 |
| July 3, 2020 | 0 | 2 | 0 |
| July 4, 2020 | 1 | 0 | 1 |
| July 5, 2020 | 2 | 1 | 0 |
| July 6, 2020 | 2 | 0 | 0 |
| July 7, 2020 | 1 | 2 | 1 |
| July 8, 2020 | 0 | 3 | 0 |
| July 9, 2020 | 2 | 0 | 0 |
| July 10, 2020 | 1 | 0 | 0 |
| July 11, 2020 | 2 | 0 | 1 |
| July 12, 2020 | 2 | 1 | 0 |
| July 13, 2020 | 1 | 2 | 0 |
| July 14, 2020 | 1 | 2 | 1 |
| July 15, 2020 | 2 | 3 | 0 |
| July 16, 2020 | 2 | 2 | 1 |
| July 17, 2020 | 2 | 1 | 3 |
| July 18, 2020 | 4 | 1 | 1 |
| July 19, 2020 | 2 | 1 | 1 |
| July 20, 2020 | 2 | 1 | 0 |
| July 21, 2020 | 2 | 2 | 2 |
| July 22, 2020 | 0 | 3 | 1 |
| July 23, 2020 | 3 | 3 | 1 |
| July 24, 2020 | 1 | 1 | 1 |
| July 25, 2020 | 1 | 2 | 1 |
| July 26, 2020 | 2 | 3 | 0 |
| July 27, 2020 | 5 | 0 | 1 |
| July 28, 2020 | 5 | 3 | 2 |
| July 29, 2020 | 1 | 3 | 0 |
| July 30, 2020 | 2 | 1 | 0 |
| July 31, 2020 | 1 | 1 | 0 |
| August 1, 2020 | 2 | 2 | 3 |
| August 2, 2020 | 1 | 1 | 2 |
| August 3, 2020 | 0 | 2 | 1 |
| August 4, 2020 | 0 | 1 | 3 |
| August 5, 2020 | 5 | 1 | 0 |

Deaths by Day of Death and Congregate Living Status

| Day of DOD | Yes Con.. | No Con.. | Unkno.. |
|--------------------|-----------|----------|---------|
| August 6, 2020 | 2 | 2 | 1 |
| August 7, 2020 | 5 | 0 | 0 |
| August 8, 2020 | 3 | 2 | 0 |
| August 9, 2020 | 5 | 2 | 1 |
| August 10, 2020 | 0 | 2 | 1 |
| August 11, 2020 | 4 | 1 | 1 |
| August 12, 2020 | 2 | 1 | 0 |
| August 13, 2020 | 2 | 0 | 1 |
| August 14, 2020 | 2 | 2 | 0 |
| August 15, 2020 | 6 | 3 | 3 |
| August 16, 2020 | 4 | 0 | 0 |
| August 17, 2020 | 2 | 0 | 0 |
| August 18, 2020 | 4 | 0 | 0 |
| August 19, 2020 | 1 | 3 | 0 |
| August 20, 2020 | 1 | 0 | 0 |
| August 21, 2020 | 5 | 2 | 0 |
| August 22, 2020 | 1 | 3 | 1 |
| August 23, 2020 | 4 | 3 | 1 |
| August 24, 2020 | 2 | 0 | 0 |
| August 25, 2020 | 3 | 2 | 0 |
| August 26, 2020 | 4 | 1 | 1 |
| August 27, 2020 | 2 | 1 | 0 |
| August 28, 2020 | 2 | 4 | 0 |
| August 29, 2020 | 1 | 3 | 2 |
| August 30, 2020 | 0 | 1 | 0 |
| August 31, 2020 | 2 | 0 | 0 |
| September 1, 2020 | 0 | 0 | 3 |
| September 2, 2020 | 2 | 3 | 0 |
| September 3, 2020 | 3 | 1 | 1 |
| September 4, 2020 | 1 | 2 | 0 |
| September 5, 2020 | 5 | 0 | 0 |
| September 6, 2020 | 4 | 1 | 0 |
| September 7, 2020 | 2 | 1 | 0 |
| September 8, 2020 | 2 | 1 | 2 |
| September 9, 2020 | 2 | 0 | 0 |
| September 10, 2020 | 3 | 0 | 1 |
| September 11, 2020 | 4 | 2 | 0 |
| September 12, 2020 | 3 | 0 | 0 |
| September 13, 2020 | 1 | 1 | 1 |
| September 14, 2020 | 0 | 1 | 1 |
| September 15, 2020 | 2 | 1 | 0 |
| September 17, 2020 | 3 | 0 | 0 |
| September 18, 2020 | 4 | 1 | 0 |

Deaths by Day of Death and Congregate Living Status

| Day of DOD | Yes Con.. | No Con.. | Unkno.. |
|--------------------|-----------|----------|---------|
| September 19, 2020 | 1 | 0 | 0 |
| September 20, 2020 | 3 | 2 | 1 |
| September 22, 2020 | 2 | 1 | 0 |
| September 23, 2020 | 1 | 1 | 1 |
| September 24, 2020 | 1 | 2 | 0 |
| September 25, 2020 | 0 | 0 | 2 |
| September 26, 2020 | 2 | 1 | 0 |
| September 27, 2020 | 2 | 0 | 0 |
| September 28, 2020 | 1 | 1 | 0 |
| September 29, 2020 | 0 | 1 | 0 |
| September 30, 2020 | 3 | 2 | 1 |
| October 1, 2020 | 2 | 0 | 0 |
| October 2, 2020 | 4 | 1 | 0 |
| October 3, 2020 | 3 | 0 | 0 |
| October 4, 2020 | 2 | 1 | 1 |
| October 5, 2020 | 5 | 1 | 1 |
| October 6, 2020 | 2 | 2 | 1 |
| October 7, 2020 | 3 | 0 | 0 |
| October 8, 2020 | 2 | 0 | 0 |
| October 9, 2020 | 1 | 2 | 0 |
| October 10, 2020 | 3 | 0 | 0 |
| October 11, 2020 | 4 | 0 | 0 |
| October 12, 2020 | 3 | 1 | 1 |
| October 13, 2020 | 4 | 1 | 0 |
| October 14, 2020 | 1 | 4 | 0 |
| October 15, 2020 | 3 | 1 | 0 |
| October 16, 2020 | 2 | 1 | 0 |
| October 17, 2020 | 4 | 4 | 3 |
| October 18, 2020 | 2 | 3 | 0 |
| October 19, 2020 | 0 | 2 | 2 |
| October 20, 2020 | 2 | 0 | 0 |
| October 21, 2020 | 1 | 1 | 2 |
| October 22, 2020 | 0 | 0 | 2 |
| October 23, 2020 | 2 | 0 | 2 |
| October 24, 2020 | 1 | 5 | 3 |
| October 25, 2020 | 5 | 1 | 1 |
| October 26, 2020 | 0 | 1 | 0 |
| October 27, 2020 | 1 | 1 | 0 |
| October 28, 2020 | 2 | 1 | 0 |
| October 29, 2020 | 3 | 4 | 3 |
| October 30, 2020 | 2 | 4 | 1 |
| October 31, 2020 | 4 | 3 | 0 |
| November 1, 2020 | 6 | 1 | 1 |

Deaths by Day of Death and Congregate Living Status

| Day of DOD | Yes Con.. | No Con.. | Unkno.. |
|-------------------|-----------|----------|---------|
| November 2, 2020 | 4 | 2 | 1 |
| November 3, 2020 | 3 | 1 | 2 |
| November 4, 2020 | 3 | 3 | 2 |
| November 5, 2020 | 1 | 0 | 0 |
| November 6, 2020 | 0 | 2 | 0 |
| November 7, 2020 | 1 | 5 | 0 |
| November 8, 2020 | 4 | 0 | 5 |
| November 9, 2020 | 4 | 4 | 2 |
| November 10, 2020 | 2 | 2 | 1 |
| November 11, 2020 | 3 | 2 | 4 |
| November 12, 2020 | 2 | 0 | 1 |
| November 13, 2020 | 3 | 3 | 6 |
| November 14, 2020 | 4 | 3 | 1 |
| November 15, 2020 | 3 | 3 | 4 |
| November 16, 2020 | 4 | 2 | 5 |
| November 17, 2020 | 4 | 4 | 8 |
| November 18, 2020 | 4 | 3 | 4 |
| November 19, 2020 | 5 | 3 | 6 |
| November 20, 2020 | 4 | 3 | 5 |
| November 21, 2020 | 5 | 2 | 6 |
| November 22, 2020 | 8 | 2 | 5 |
| November 23, 2020 | 8 | 6 | 8 |
| November 24, 2020 | 7 | 3 | 2 |
| November 25, 2020 | 11 | 2 | 11 |
| November 26, 2020 | 4 | 8 | 6 |
| November 27, 2020 | 7 | 6 | 10 |
| November 28, 2020 | 8 | 2 | 5 |
| November 29, 2020 | 8 | 3 | 10 |
| November 30, 2020 | 4 | 1 | 11 |
| December 1, 2020 | 11 | 5 | 9 |
| December 2, 2020 | 10 | 4 | 8 |
| December 3, 2020 | 8 | 2 | 11 |
| December 4, 2020 | 9 | 2 | 9 |
| December 5, 2020 | 8 | 0 | 8 |
| December 6, 2020 | 9 | 3 | 18 |
| December 7, 2020 | 8 | 1 | 9 |
| December 8, 2020 | 11 | 1 | 8 |
| December 9, 2020 | 15 | 2 | 16 |
| December 10, 2020 | 5 | 5 | 5 |
| December 11, 2020 | 5 | 1 | 8 |
| December 12, 2020 | 7 | 1 | 14 |
| December 13, 2020 | 9 | 5 | 8 |
| December 14, 2020 | 7 | 1 | 4 |

Deaths by Day of Death and Congregate Living Status

| Day of DOD | Yes Con.. | No Con.. | Unkno.. |
|-------------------|-----------|----------|---------|
| December 15, 2020 | 13 | 4 | 13 |
| December 16, 2020 | 5 | 3 | 8 |
| December 17, 2020 | 6 | 4 | 7 |
| December 18, 2020 | 11 | 2 | 7 |
| December 19, 2020 | 10 | 3 | 3 |
| December 20, 2020 | 11 | 4 | 10 |
| December 21, 2020 | 8 | 6 | 8 |
| December 22, 2020 | 5 | 5 | 4 |
| December 23, 2020 | 9 | 4 | 5 |
| December 24, 2020 | 4 | 2 | 6 |
| December 25, 2020 | 7 | 0 | 10 |
| December 26, 2020 | 7 | 4 | 3 |
| December 27, 2020 | 4 | 4 | 5 |
| December 28, 2020 | 9 | 4 | 4 |
| December 29, 2020 | 5 | 2 | 10 |
| December 30, 2020 | 10 | 5 | 7 |
| December 31, 2020 | 8 | 1 | 8 |
| January 1, 2021 | 12 | 2 | 9 |
| January 2, 2021 | 7 | 4 | 12 |
| January 3, 2021 | 7 | 3 | 5 |
| January 4, 2021 | 16 | 1 | 7 |
| January 5, 2021 | 12 | 4 | 2 |
| January 6, 2021 | 7 | 3 | 3 |
| January 7, 2021 | 9 | 2 | 5 |
| January 8, 2021 | 12 | 9 | 5 |
| January 9, 2021 | 5 | 4 | 4 |
| January 10, 2021 | 8 | 1 | 8 |
| January 11, 2021 | 9 | 4 | 5 |
| January 12, 2021 | 5 | 3 | 4 |
| January 13, 2021 | 4 | 4 | 3 |
| January 14, 2021 | 5 | 0 | 7 |
| January 15, 2021 | 8 | 3 | 3 |
| January 16, 2021 | 6 | 1 | 9 |
| January 17, 2021 | 6 | 3 | 6 |
| January 18, 2021 | 4 | 1 | 8 |
| January 19, 2021 | 6 | 2 | 3 |
| January 20, 2021 | 3 | 3 | 8 |
| January 21, 2021 | 4 | 6 | 5 |
| January 22, 2021 | 10 | 1 | 1 |
| January 23, 2021 | 6 | 5 | 6 |
| January 24, 2021 | 7 | 1 | 3 |
| January 25, 2021 | 5 | 3 | 4 |
| January 26, 2021 | 7 | 6 | 6 |

Deaths by Day of Death and Congregate Living Status

| Day of DOD | Yes Con.. | No Con.. | Unkno.. |
|-------------------|-----------|----------|---------|
| January 27, 2021 | 5 | 3 | 3 |
| January 28, 2021 | 7 | 4 | 3 |
| January 29, 2021 | 3 | 3 | 9 |
| January 30, 2021 | 5 | 3 | 4 |
| January 31, 2021 | 8 | 1 | 4 |
| February 1, 2021 | 4 | 2 | 3 |
| February 2, 2021 | 3 | 8 | 4 |
| February 3, 2021 | 2 | 3 | 1 |
| February 4, 2021 | 4 | 0 | 4 |
| February 5, 2021 | 6 | 2 | 1 |
| February 6, 2021 | 2 | 1 | 5 |
| February 7, 2021 | 3 | 2 | 1 |
| February 8, 2021 | 3 | 1 | 1 |
| February 9, 2021 | 2 | 1 | 0 |
| February 10, 2021 | 3 | 1 | 6 |
| February 11, 2021 | 2 | 3 | 4 |
| February 12, 2021 | 5 | 0 | 3 |
| February 13, 2021 | 1 | 0 | 1 |
| February 14, 2021 | 4 | 3 | 4 |
| February 15, 2021 | 3 | 4 | 0 |
| February 16, 2021 | 2 | 0 | 1 |
| February 17, 2021 | 1 | 2 | 1 |
| February 18, 2021 | 2 | 0 | 5 |
| February 19, 2021 | 2 | 1 | 4 |
| February 20, 2021 | 1 | 0 | 2 |
| February 21, 2021 | 3 | 1 | 1 |
| February 22, 2021 | 2 | 1 | 2 |
| February 23, 2021 | 3 | 2 | 6 |
| February 24, 2021 | 1 | 2 | 0 |
| February 25, 2021 | 2 | 0 | 0 |
| February 26, 2021 | 4 | 0 | 3 |
| February 27, 2021 | 2 | 0 | 2 |
| February 28, 2021 | 2 | 4 | 2 |
| March 1, 2021 | 1 | 2 | 1 |
| March 2, 2021 | 4 | 1 | 1 |
| March 3, 2021 | 2 | 2 | 2 |
| March 4, 2021 | 1 | 0 | 1 |
| March 5, 2021 | 3 | 2 | 0 |
| March 6, 2021 | 4 | 0 | 0 |
| March 7, 2021 | 1 | 2 | 0 |
| March 8, 2021 | 2 | 2 | 3 |
| March 9, 2021 | 0 | 1 | 2 |
| March 10, 2021 | 0 | 2 | 1 |

Deaths by Day of Death and Congregate Living Status

| Day of DOD | Yes Con.. | No Con.. | Unkno.. |
|----------------|-----------|----------|---------|
| March 11, 2021 | 1 | 1 | 1 |
| March 12, 2021 | 0 | 1 | 0 |
| March 13, 2021 | 2 | 0 | 0 |
| March 14, 2021 | 2 | 1 | 2 |
| March 15, 2021 | 2 | 1 | 3 |
| March 16, 2021 | 1 | 0 | 0 |
| March 17, 2021 | 0 | 1 | 2 |
| March 18, 2021 | 2 | 0 | 1 |
| March 19, 2021 | 1 | 0 | 3 |
| March 20, 2021 | 1 | 1 | 0 |
| March 21, 2021 | 3 | 2 | 1 |
| March 22, 2021 | 0 | 2 | 1 |
| March 23, 2021 | 2 | 0 | 2 |
| March 24, 2021 | 0 | 2 | 1 |
| March 25, 2021 | 1 | 1 | 0 |
| March 26, 2021 | 3 | 1 | 1 |
| March 27, 2021 | 1 | 2 | 0 |
| March 28, 2021 | 0 | 2 | 0 |
| March 29, 2021 | 1 | 2 | 1 |
| March 30, 2021 | 1 | 1 | 3 |
| March 31, 2021 | 1 | 1 | 0 |
| April 2, 2021 | 0 | 2 | 0 |
| April 3, 2021 | 1 | 7 | 1 |
| April 5, 2021 | 0 | 4 | 2 |
| April 6, 2021 | 1 | 1 | 2 |
| April 7, 2021 | 0 | 3 | 1 |
| April 8, 2021 | 0 | 1 | 0 |
| April 9, 2021 | 1 | 0 | 2 |
| April 10, 2021 | 0 | 0 | 2 |
| April 11, 2021 | 0 | 0 | 1 |
| April 12, 2021 | 0 | 0 | 1 |
| April 13, 2021 | 1 | 2 | 1 |
| April 14, 2021 | 1 | 1 | 2 |
| April 15, 2021 | 0 | 1 | 4 |
| April 16, 2021 | 0 | 1 | 1 |
| April 17, 2021 | 1 | 1 | 1 |
| April 18, 2021 | 0 | 2 | 2 |
| April 19, 2021 | 0 | 1 | 1 |
| April 20, 2021 | 1 | 1 | 2 |
| April 21, 2021 | 0 | 1 | 3 |
| April 22, 2021 | 2 | 2 | 2 |
| April 23, 2021 | 0 | 0 | 1 |
| April 24, 2021 | 0 | 0 | 3 |

Deaths by Day of Death and Congregate Living Status

| Day of DOD | Yes Con.. | No Con.. | Unkno.. |
|----------------|-----------|----------|---------|
| April 25, 2021 | 0 | 2 | 0 |
| April 26, 2021 | 2 | 2 | 1 |
| April 27, 2021 | 1 | 2 | 5 |
| April 28, 2021 | 0 | 0 | 3 |
| April 29, 2021 | 0 | 3 | 5 |
| April 30, 2021 | 0 | 1 | 1 |
| May 1, 2021 | 0 | 1 | 3 |
| May 2, 2021 | 1 | 1 | 3 |
| May 3, 2021 | 1 | 2 | 2 |
| May 4, 2021 | 1 | 1 | 4 |
| May 5, 2021 | 1 | 2 | 3 |
| May 6, 2021 | 0 | 1 | 5 |
| May 7, 2021 | 0 | 1 | 6 |
| May 8, 2021 | 1 | 2 | 2 |
| May 9, 2021 | 0 | 2 | 4 |
| May 10, 2021 | 0 | 4 | 5 |
| May 11, 2021 | 1 | 1 | 3 |
| May 12, 2021 | 1 | 3 | 2 |
| May 13, 2021 | 0 | 2 | 4 |
| May 14, 2021 | 1 | 3 | 5 |
| May 15, 2021 | 1 | 2 | 0 |
| May 16, 2021 | 0 | 0 | 3 |
| May 17, 2021 | 0 | 2 | 3 |
| May 18, 2021 | 0 | 5 | 6 |
| May 19, 2021 | 0 | 2 | 4 |
| May 20, 2021 | 0 | 1 | 3 |
| May 21, 2021 | 0 | 4 | 8 |
| May 22, 2021 | 1 | 0 | 2 |
| May 23, 2021 | 1 | 0 | 2 |
| May 24, 2021 | 0 | 0 | 3 |
| May 26, 2021 | 0 | 2 | 4 |
| May 27, 2021 | 1 | 3 | 3 |
| May 28, 2021 | 0 | 1 | 1 |
| May 29, 2021 | 1 | 0 | 3 |
| May 30, 2021 | 0 | 1 | 2 |
| May 31, 2021 | 1 | 0 | 2 |
| June 1, 2021 | 0 | 1 | 3 |
| June 2, 2021 | 1 | 3 | 2 |
| June 3, 2021 | 0 | 0 | 1 |
| June 4, 2021 | 0 | 1 | 3 |
| June 5, 2021 | 1 | 1 | 0 |
| June 6, 2021 | 0 | 0 | 3 |
| June 7, 2021 | 0 | 1 | 2 |

Deaths by Day of Death and Congregate Living Status

| Day of DOD | Yes Con.. | No Con.. | Unkno.. |
|---------------|-----------|----------|---------|
| June 8, 2021 | 1 | 0 | 2 |
| June 10, 2021 | 0 | 0 | 1 |
| June 11, 2021 | 0 | 0 | 2 |
| June 12, 2021 | 0 | 1 | 1 |
| June 13, 2021 | 0 | 1 | 2 |
| June 14, 2021 | 0 | 2 | 1 |
| June 15, 2021 | 1 | 1 | 0 |
| June 16, 2021 | 0 | 1 | 0 |
| June 17, 2021 | 0 | 2 | 0 |
| June 18, 2021 | 1 | 0 | 3 |
| June 19, 2021 | 0 | 2 | 0 |
| June 20, 2021 | 0 | 1 | 1 |
| June 21, 2021 | 0 | 0 | 1 |
| June 23, 2021 | 0 | 0 | 2 |
| June 24, 2021 | 0 | 1 | 0 |
| June 25, 2021 | 1 | 1 | 0 |
| June 26, 2021 | 0 | 0 | 1 |
| June 28, 2021 | 2 | 2 | 0 |
| June 29, 2021 | 1 | 0 | 1 |
| June 30, 2021 | 0 | 1 | 0 |

Median Length of Illness

| | |
|-------------------|----|
| Length of Illness | 15 |
|-------------------|----|

Percent of Deaths with Underlying Conditions

| | |
|-------------------------|-----|
| Cardiovascular | 50% |
| Neurological Conditions | 32% |
| Other Chronic Illnesses | 29% |
| Diabetes | 29% |
| Chronic Lung Disease | 23% |
| Kidney Disease | 20% |
| Former Smoker | 12% |
| Obesity | 13% |
| Liver Disease | 4% |
| Immunocompromised Con.. | 8% |
| Current Smoker | 3% |

Symptoms

| | |
|------------------------------------|-----|
| Underlying Conditions Yes | 90% |
| Underlying Conditions No | 3% |
| Underlying Conditions Unknown | 7% |
| Symptoms | 64% |
| No Symptoms | 10% |
| Unknown Symptoms | 26% |
| Cough Yes | 37% |
| Cough No | 15% |
| Cough Unknown | 48% |
| Shortness of Breath Yes | 35% |
| Shortness of Breath No | 19% |
| Shortness of Breath Unknown | 47% |
| Pneumonia or Abnormal X-Ray Yes | 27% |
| Pneumonia or Abnormal X-Ray No | 25% |
| Pneumonia or Abnormal X-Ray Unkn.. | 48% |
| Other Symptoms Yes | 18% |
| Other Symptoms No | 20% |
| Other Symptoms Unknown | 62% |
| Aches Yes | 16% |
| Aches No | 19% |
| ARDS Yes | 13% |
| ARDS no | 27% |
| Aches Unknown | 65% |
| ARDS Unknown | 60% |
| Headache Yes | 9% |
| Headache No | 24% |
| Headache Unknown | 67% |
| Loss of Smell Yes | 6% |
| Loss of Smell No | 28% |
| Loss of Smell Unknown | 66% |