

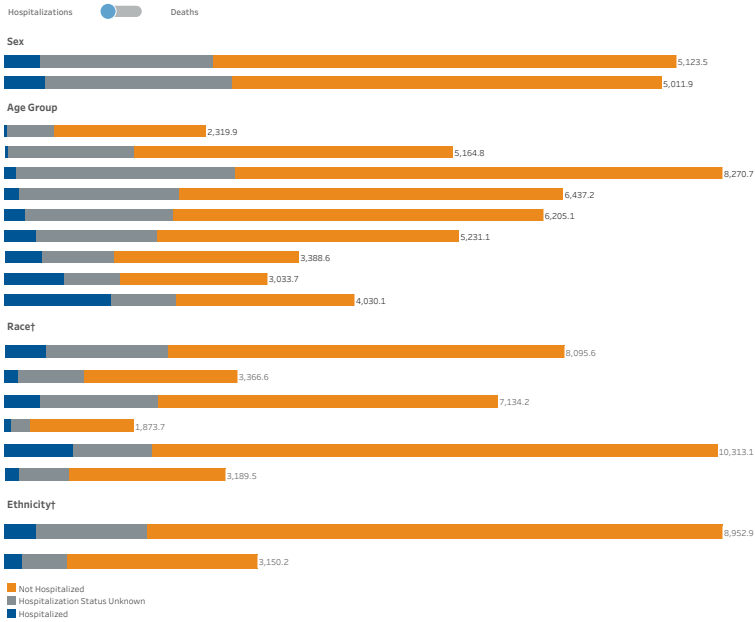
For general questions:  
[COVID\\_19@dhs.oh.a.gov](mailto:COVID_19@dhs.oh.a.gov)

You are currently viewing the mobile layout. If you're on a computer and would like to view the desktop layout, please maximize your browser or set the zoom to 100% and refresh to reset the view.

- Case Demographic Data
- View Disease Severity Data
- View Disease Death Data
- Summary Table

### Oregon's COVID-19 Case Rates by Demographic Group

This dashboard shows the case rates per 100,000 people and the total number of reported COVID-19 cases in Oregon broken out by sex, age group, race, and ethnicity. Use the toggle below to see how many COVID-19 cases in each demographic group were ever hospitalized for their illness and how many have died from their illness. Hover over a bar to see the exact number of cases in each category and the percentage of total cases that fall in that category.



[More on Opera, OHA's hospitalization data source](#)

### COVID-19 Quick Facts: Hospitalizations

Below, you can see the percent of COVID-19 cases who have ever been hospitalized for their illness broken out by sex, age group, race, and ethnicity.

Ages 9 and younger:	1.2%
Ages 10 to 19:	0.8%
Ages 20 to 29:	1.7%
Ages 30 to 39:	2.6%
Ages 40 to 49:	3.9%
Ages 50 to 59:	6.9%
Ages 60 to 69:	12.8%
Ages 70 to 79:	22.7%
Ages 80+:	30.3%
<b>Female:</b>	<b>5.2%</b>
<b>Male:</b>	<b>6.1%</b>
<b>AI/AN*:</b>	<b>7.3%</b>
<b>Asian:</b>	<b>6.0%</b>
<b>Black:</b>	<b>7.2%</b>
<b>Multiracial:</b>	<b>5.6%</b>
<b>Other:</b>	<b>4.6%</b>
<b>Pacific Is.*:</b>	<b>9.6%</b>
<b>White:</b>	<b>6.7%</b>
<b>Hispanic/Latino:</b>	<b>4.9%</b>

Data current as of 12:01am 7/29/2021

Notes

\* AI/AN = American Indian or Alaska Native; Pacific Is. = Native Hawaiian or Other Pacific Islander.

Rates shown on this dashboard are calculated using population estimates from the 2020 Annual Population Report from Portland State University's College of Urban & Public Affairs Population Research Center and 2019 housing and demographic data from the U.S. Census Bureau's American Community Survey (ACS).

For general questions:  
[COVID.19@dhsosha.state.or.us](mailto:COVID.19@dhsosha.state.or.us)

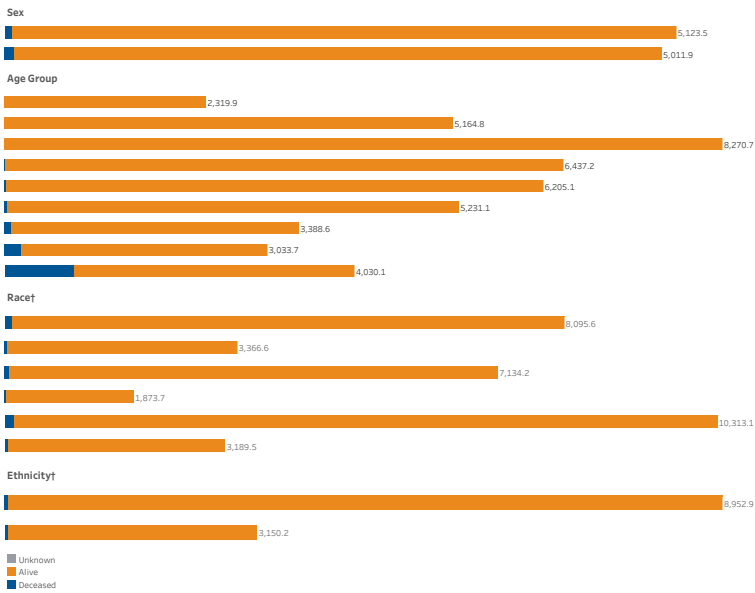
You are currently viewing the mobile layout. If you're on a computer and would like to view the desktop layout, please maximize your browser or set the zoom to 100% and refresh to reset the view.

- Case Demographic Data
- View Disease Severity Data
- View Disease Death Data
- Summary Table

### Oregon's COVID-19 Case Rates by Demographic Group

This dashboard shows the case rates per 100,000 people and the total number of reported COVID-19 cases in Oregon broken out by sex, age group, race, and ethnicity. Use the toggle below to see how many COVID-19 cases in each demographic group were ever hospitalized for their illness and how many have died from their illness. Hover over a bar to see the exact number of cases in each category and the percentage of total cases that fall in that category.

Hospitalizations  Deaths



More on Opera, OHA's hospitalization data source

### COVID-19 Quick Facts: Deaths

Below, you can see the percent of COVID-19 cases who have died from their illness broken out by sex, age group, race, and ethnicity.

Ages 9 and younger:	0.0%
Ages 10 to 19:	0.0%
Ages 20 to 29:	0.0%
Ages 30 to 39:	0.1%
Ages 40 to 49:	0.2%
Ages 50 to 59:	0.7%
Ages 60 to 69:	2.4%
Ages 70 to 79:	6.4%
Ages 80+:	19.9%
<b>Female:</b>	<b>1.2%</b>
<b>Male:</b>	<b>1.5%</b>
<b>AI/AN*:</b>	<b>1.4%</b>
<b>Asian:</b>	<b>1.1%</b>
<b>Black:</b>	<b>1.0%</b>
<b>Multiracial:</b>	<b>1.1%</b>
<b>Other:</b>	<b>0.5%</b>
<b>Pacific Is.*:</b>	<b>1.2%</b>
<b>White:</b>	<b>1.7%</b>

Data current as of 12:01am 7/29/2021

Notes

\* AI/AN = American Indian or Alaska Native; Pacific Is. = Native Hawaiian or Other Pacific Islander.

Rates shown on this dashboard are calculated using population estimates from the 2020 Annual Population Report from Portland State University's College of Urban & Public Affairs Population Research Center and 2019 housing and demographic data from the U.S. Census Bureau's American Community Survey (ACS).

The Oregon Health Authority (OHA) is part of the statewide response working to address and reduce the effects of COVID-19 on the lives of Oregonians. Data presented here are from the OHA Public Health Division.

[OHA COVID-19 Website](#)

[View All COVID-19 Data Dashboards](#)

**For general questions:**  
[COVID.19@dhsoha.state.or.us](mailto:COVID.19@dhsoha.state.or.us)


You are currently viewing the mobile layout. If you're on a computer and would like to view the desktop layout, please maximize your browser or set the zoom to 100% and refresh to reset the view.

- [View Demographic Data](#)
- [Disease Severity Data](#)
- [View Disease Death Data](#)

[Summary Table](#)

### Length of Hospital Stay

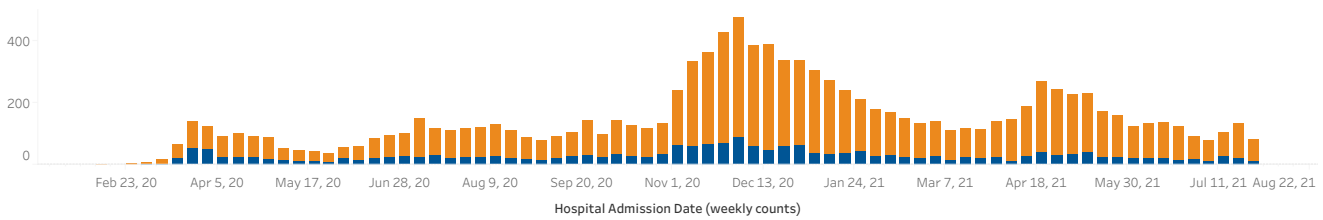
This chart shows the number of COVID-19 cases in Oregon who were ever hospitalized for their illness and the length of their hospital stays.



**Note:**  
 2765 hospitalized COVID-19 patients have an unknown length of hospital stay. This is because information on their exact date of hospital admission or discharge is still pending.

### Hospitalizations of Oregon's COVID-19 Cases

This chart shows the number of COVID-19 cases in Oregon who were ever hospitalized for their illness and whether they received care from an Intensive Care Unit (ICU).



■ Non-ICU Hospitalization  
■ ICU Hospitalization

More on Opera, OHA's hospitalization data source

### COVID-19 Quick Facts

Median length of stay (in days): **6**

**2,190**

out of

**12,294**

Oregonians hospitalized with COVID-19 received care from an ICU.

Data current as of 12:01am 7/29/2021

**Notes**

COVID-19 data are provisional and subject to change.



## Demographic Data - Cases Per 100,000

Demographic	Categories (group)..	
Sex Group	Female	
	Male	
	Non-binary	
	Refused/Unknown	
Age Group	9 and younger	
	10 to 19	
	20 to 29	
	30 to 39	
	40 to 49	
	50 to 59	
	60 to 69	
	70 to 79	
	80+	
	Refused/Unknown	
	Race	AI/AN
Asian		
Black		
Multiracial		
Other		
Pacific Is.		
Refused/Unknown		
White		
Ethnicity	Hispanic	
	Not Hispanic	
	Refused/Unknown	

## Demographic Data - Cases Per 100,000

Demographic	Categories (group)..	
Sex Group	Female	
	Male	
	Non-binary	
	Refused/Unknown	
Age Group	9 and younger	
	10 to 19	
	20 to 29	
	30 to 39	
	40 to 49	
	50 to 59	
	60 to 69	
	70 to 79	
	80+	
	Refused/Unknown	
	Race	AI/AN
Asian		
Black		
Multiracial		
Other		
Pacific Is.		
Refused/Unknown		
White		
Ethnicity	Hispanic	
	Not Hispanic	
	Refused/Unknown	

## Demographic Data - Cases Per 100,000

Demographic	Categories (group)..	
Sex Group	Female	5,123.5
	Male	5,011.9
	Non-binary	
	Refused/Unknown	
Age Group	9 and younger	2,319.9
	10 to 19	5,164.8
	20 to 29	8,270.7
	30 to 39	6,437.2
	40 to 49	6,205.1
	50 to 59	5,231.1
	60 to 69	3,388.6
	70 to 79	3,033.7
	80+	4,030.1
	Refused/Unknown	
	Race	AI/AN
Asian		3,366.6
Black		7,134.2
Multiracial		1,873.7
Other		33,118.3
Pacific Is.		10,313.1
Refused/Unknown		
White		3,189.5
Ethnicity	Hispanic	8,952.9
	Not Hispanic	3,150.2
	Refused/Unknown	

## Demographic Data - Death Status

Demographic	Categories (group)..	Death Status		
		Alive	Died	Total
Sex Group	Total	215,834	2,855	218,689
	Female	109,511	1,307	110,818
	Male	103,970	1,537	105,507
	Non-binary	19		19
	Refused/Unknown	2,334	11	2,345
Age Group	Total	215,834	2,855	218,689
	9 and younger	10,877	1	10,878
	10 to 19	26,061	2	26,063
	20 to 29	45,537	9	45,546
	30 to 39	38,132	26	38,158
	40 to 49	33,405	75	33,480
	50 to 59	27,728	197	27,925
	60 to 69	18,122	437	18,559
	70 to 79	9,996	678	10,674
	80+	5,749	1,430	7,179
	Refused/Unknown	227		227
Race	Total	215,834	2,855	218,689
	AI/AN	3,965	56	4,021
	Asian	6,217	66	6,283
	Black	5,744	57	5,801
	Multiracial	3,798	43	3,841
	Other	43,106	221	43,327
	Pacific Is.	1,750	22	1,772
	Refused/Unknown	38,468	437	38,905
	White	112,786	1,953	114,739
Ethnicity	Total	215,834	2,855	218,689
	Hispanic	49,441	234	49,675
	Not Hispanic	115,110	1,863	116,973
	Refused/Unknown	51,283	758	52,041



## Demographic Data - Hospitalization Status

Demographic	Categories (group)	Hospitalization Status		
		Hospitalized	Not Hospitalized	
Sex Group	Female	5,776		
	Male	6,447		
	Non-binary			
	Refused/Unknown	71		
Age Group	9 and younger	131		
	10 to 19	217		
	20 to 29	759		
	30 to 39	978		
	40 to 49	1,314		
	50 to 59	1,920		
	60 to 69	2,372		
	70 to 79	2,425		
	80+	2,175		
	Refused/Unknown	3		
	Race	AI/AN	294	
		Asian	379	
		Black	416	
Multiracial		214		
Other		2,006		
Pacific Is.		170		
Refused/Unknown		1,122		
White		7,693		
Ethnicity	Hispanic	2,187		
	Not Hispanic	7,864		
	Refused/Unknown	2,243		

# Demographic Data - Hospitalization Status

Demographic	Categories (group)	Hospitalization Status		
		Not Hospitalized	Hospitalization Status Unknown	
Sex Group	Female	76,572		
	Male	68,980		
	Non-binary	19		
	Refused/Unknown	1,191		
Age Group	9 and younger	8,184		
	10 to 19	18,513		
	20 to 29	30,919		
	30 to 39	26,216		
	40 to 49	23,022		
	50 to 59	18,520		
	60 to 69	11,636		
	70 to 79	5,972		
	80+	3,665		
	Refused/Unknown	115		
	Race	AI/AN	2,846	
		Asian	4,134	
Black		3,995		
Multiracial		3,068		
Other		34,731		
Pacific Is.		1,404		
Refused/Unknown		15,562		
White		81,022		
Ethnicity	Hispanic	39,853		
	Not Hispanic	88,331		
	Refused/Unknown	18,578		

## Demographic Data - Hospitalization Status

		Unknown Status	
Demographic	Categories (group)	Unknown	
Sex Group	Female	28,470	
	Male	30,080	
	Non-binary		
Age Group	Refused/Unknown	1,083	
	9 and younger	2,563	
	10 to 19	7,333	
	20 to 29	13,868	
	30 to 39	10,964	
	40 to 49	9,144	
	50 to 59	7,485	
	60 to 69	4,551	
	70 to 79	2,277	
	80+	1,339	
	Refused/Unknown	109	
	Race	AI/AN	881
		Asian	1,770
Black		1,390	
Multiracial		559	
Other		6,590	
Pacific Is.		198	
Refused/Unknown		22,221	
White		26,024	
Ethnicity	Hispanic	7,635	
	Not Hispanic	20,778	
	Refused/Unknown	31,220	

# Hospitalizations by Week of Admission

Day of Week Begin	Day of Week End	ICU Status	
		ICU Stay	Non-ICU Hospita..
Grand Total		<b>2,196</b>	<b>10,098</b>
Null	Null	72	829
February 9, 2020	February 15, 2020		1
February 23, 2020	February 29, 2020	1	1
March 1, 2020	March 7, 2020	3	3
March 8, 2020	March 14, 2020	3	13
March 15, 2020	March 21, 2020	19	45
March 22, 2020	March 28, 2020	50	86
March 29, 2020	April 4, 2020	51	73
April 5, 2020	April 11, 2020	23	65
April 12, 2020	April 18, 2020	23	78
April 19, 2020	April 25, 2020	23	68
April 26, 2020	May 2, 2020	17	69
May 3, 2020	May 9, 2020	13	38
May 10, 2020	May 16, 2020	11	33
May 17, 2020	May 23, 2020	11	31
May 24, 2020	May 30, 2020	6	29
May 31, 2020	June 6, 2020	19	36
June 7, 2020	June 13, 2020	13	47
June 14, 2020	June 20, 2020	21	63
June 21, 2020	June 27, 2020	23	70
June 28, 2020	July 4, 2020	27	73
July 5, 2020	July 11, 2020	25	124
July 12, 2020	July 18, 2020	31	87
July 19, 2020	July 25, 2020	19	92
July 26, 2020	August 1, 2020	25	92
August 2, 2020	August 8, 2020	25	94
August 9, 2020	August 15, 2020	29	101
August 16, 2020	August 22, 2020	21	88
August 23, 2020	August 29, 2020	17	70
August 30, 2020	September 5, 2020	14	61
September 6, 2020	September 12, 2020	20	68
September 13, 2020	September 19, 2020	28	74
September 20, 2020	September 26, 2020	32	108
September 27, 2020	October 3, 2020	23	75
October 4, 2020	October 10, 2020	33	109
October 11, 2020	October 17, 2020	26	100
October 18, 2020	October 24, 2020	25	92
October 25, 2020	October 31, 2020	34	101
November 1, 2020	November 7, 2020	62	177

# Hospitalizations by Week of Admission

Day of Week Begin	Day of Week End	ICU Status	
		ICU Stay	Non-ICU Hospita..
November 8, 2020	November 14, 2020	59	271
November 15, 2020	November 21, 2020	66	295
November 22, 2020	November 28, 2020	68	357
November 29, 2020	December 5, 2020	88	387
December 6, 2020	December 12, 2020	60	322
December 13, 2020	December 19, 2020	49	341
December 20, 2020	December 26, 2020	57	277
December 27, 2020	January 2, 2021	62	270
January 3, 2021	January 9, 2021	37	267
January 10, 2021	January 16, 2021	36	236
January 17, 2021	January 23, 2021	38	204
January 24, 2021	January 30, 2021	43	167
January 31, 2021	February 6, 2021	27	152
February 7, 2021	February 13, 2021	31	137
February 14, 2021	February 20, 2021	24	125
February 21, 2021	February 27, 2021	22	110
February 28, 2021	March 6, 2021	26	113
March 7, 2021	March 13, 2021	14	97
March 14, 2021	March 20, 2021	25	92
March 21, 2021	March 27, 2021	20	93
March 28, 2021	April 3, 2021	24	112
April 4, 2021	April 10, 2021	11	133
April 11, 2021	April 17, 2021	29	157
April 18, 2021	April 24, 2021	41	226
April 25, 2021	May 1, 2021	31	211
May 2, 2021	May 8, 2021	34	193
May 9, 2021	May 15, 2021	41	188
May 16, 2021	May 22, 2021	25	147
May 23, 2021	May 29, 2021	24	134
May 30, 2021	June 5, 2021	22	103
June 6, 2021	June 12, 2021	20	111
June 13, 2021	June 19, 2021	22	113
June 20, 2021	June 26, 2021	13	106
June 27, 2021	July 3, 2021	18	73
July 4, 2021	July 10, 2021	12	64
July 11, 2021	July 17, 2021	26	76
July 18, 2021	July 24, 2021	21	108
July 25, 2021	July 31, 2021	12	66

# Length of Hospital Stay

## Length of Stay

Grand Total	<b>12,294</b>
1 to 4 days	3,666
5 to 9 days	3,387
10 to 14 days	1,210
15+ days	1,266
Pending	2,765

## Deaths By Week of Death and Age Group

Week of DOD	Under 29	30-39	40-49	50-59	60-69	70-79	80+
March 8, 2020	0	0	0	0	1	1	0
March 15, 2020	0	0	0	0	0	2	0
March 22, 2020	0	0	0	0	2	2	7
March 29, 2020	0	0	1	1	3	8	10
April 5, 2020	0	0	1	0	4	3	15
April 12, 2020	0	0	2	0	6	4	10
April 19, 2020	0	0	0	2	2	8	8
April 26, 2020	0	0	0	0	2	7	7
May 3, 2020	0	0	0	2	6	5	8
May 10, 2020	0	0	0	0	2	2	7
May 17, 2020	0	0	0	1	3	1	3
May 24, 2020	0	0	0	3	1	4	2
May 31, 2020	0	1	0	0	3	1	3
June 7, 2020	0	0	0	0	3	5	8
June 14, 2020	0	0	0	1	2	2	7
June 21, 2020	0	0	0	0	1	4	9
June 28, 2020	0	0	0	1	2	7	12
July 5, 2020	0	2	0	2	3	3	8
July 12, 2020	0	0	2	4	8	6	12
July 19, 2020	0	0	1	1	5	9	15
July 26, 2020	0	0	0	3	4	11	19
August 2, 2020	0	0	1	2	3	12	14
August 9, 2020	0	1	0	4	3	7	24
August 16, 2020	0	1	0	2	7	4	13
August 23, 2020	1	0	2	3	3	12	15
August 30, 2020	0	0	2	3	1	5	13
September 6, 2020	0	0	0	4	2	6	16
September 13, 2020	0	0	0	1	2	5	9
September 20, 2020	0	0	3	1	5	4	8
September 27, 2020	0	0	1	0	3	1	17
October 4, 2020	0	0	0	0	4	4	20
October 11, 2020	0	0	0	1	7	6	23
October 18, 2020	0	0	0	5	8	4	13
October 25, 2020	0	0	1	3	6	8	19
November 1, 2020	0	2	1	1	6	5	23
November 8, 2020	0	3	0	3	10	7	33
November 15, 2020	1	0	3	2	6	28	48
November 22, 2020	1	1	2	8	12	32	74
November 29, 2020	0	3	1	9	23	41	66
December 6, 2020	1	1	1	10	15	46	79
December 13, 2020	0	0	4	7	19	29	77
December 20, 2020	0	0	1	10	18	24	69
December 27, 2020	0	2	3	5	12	39	71
January 3, 2021	0	0	4	10	12	31	69

## Deaths By Week of Death and Age Group

Week of DOD	Under 29	30-39	40-49	50-59	60-69	70-79	80+
January 10, 2021	0	0	2	5	12	26	55
January 17, 2021	2	2	2	6	20	23	43
January 24, 2021	0	1	1	4	21	19	48
January 31, 2021	0	0	1	2	14	18	34
February 7, 2021	0	0	3	3	6	8	24
February 14, 2021	1	0	1	3	5	8	24
February 21, 2021	0	0	0	2	1	12	22
February 28, 2021	0	0	1	0	6	7	23
March 7, 2021	0	0	4	0	5	5	8
March 14, 2021	0	0	2	4	1	5	12
March 21, 2021	0	0	1	2	5	5	14
March 28, 2021	0	0	2	2	3	3	15
April 4, 2021	0	0	1	2	9	3	5
April 11, 2021	0	0	2	2	5	5	6
April 18, 2021	0	0	1	1	10	3	9
April 25, 2021	0	0	3	2	3	11	13
May 2, 2021	0	0	1	5	14	8	14
May 9, 2021	1	1	1	7	5	10	19
May 16, 2021	2	0	0	7	14	11	11
May 23, 2021	0	1	1	4	7	8	6
May 30, 2021	1	0	1	4	2	8	7
June 6, 2021	0	1	0	5	2	3	5
June 13, 2021	0	0	2	3	4	5	5
June 20, 2021	1	0	1	1	2	1	3
June 27, 2021	0	0	2	0	1	1	8
July 4, 2021	0	0	2	2	1	3	3
July 11, 2021	0	1	0	2	4	2	0
July 18, 2021	0	1	0	1	3	1	5
July 25, 2021	0	1	0	0	2	0	6



# Deaths Week of Death and Hospitalization Status

Week of DOD	Unknow n Hospi..	Not Hosp italized	Hospita..
March 8, 2020	0	1	1
March 15, 2020	0	0	2
March 22, 2020	0	2	9
March 29, 2020	1	14	8
April 5, 2020	0	6	17
April 12, 2020	1	6	15
April 19, 2020	0	4	16
April 26, 2020	0	0	16
May 3, 2020	0	3	18
May 10, 2020	1	2	8
May 17, 2020	0	2	6
May 24, 2020	1	1	8
May 31, 2020	0	2	6
June 7, 2020	0	7	9
June 14, 2020	1	7	4
June 21, 2020	0	6	8
June 28, 2020	0	8	14
July 5, 2020	1	9	8
July 12, 2020	3	10	19
July 19, 2020	2	5	24
July 26, 2020	3	8	26
August 2, 2020	5	9	18
August 9, 2020	1	14	24
August 16, 2020	0	7	20
August 23, 2020	0	12	24
August 30, 2020	0	10	14
September 6, 2020	0	13	15
September 13, 2020	0	2	15
September 20, 2020	2	3	16
September 27, 2020	5	3	14
October 4, 2020	4	8	16
October 11, 2020	0	9	28
October 18, 2020	5	2	23
October 25, 2020	1	9	27
November 1, 2020	5	10	23
November 8, 2020	5	19	32
November 15, 2020	10	28	50
November 22, 2020	6	41	83
November 29, 2020	17	37	89
December 6, 2020	21	43	89
December 13, 2020	18	47	71
December 20, 2020	16	30	76

# Deaths Week of Death and Hospitalization Status

Week of DOD	Unknown n Hospi..	Not Hosp italized	Hospita..
December 27, 2020	25	32	75
January 3, 2021	19	42	65
January 10, 2021	9	32	59
January 17, 2021	8	23	67
January 24, 2021	13	24	57
January 31, 2021	8	18	43
February 7, 2021	3	11	30
February 14, 2021	2	13	27
February 21, 2021	2	11	24
February 28, 2021	0	11	26
March 7, 2021	5	0	17
March 14, 2021	2	4	18
March 21, 2021	0	7	20
March 28, 2021	1	5	19
April 4, 2021	4	2	14
April 11, 2021	6	3	11
April 18, 2021	2	7	15
April 25, 2021	2	8	22
May 2, 2021	2	5	35
May 9, 2021	5	5	34
May 16, 2021	5	3	37
May 23, 2021	4	5	18
May 30, 2021	2	2	19
June 6, 2021	3	1	12
June 13, 2021	0	4	15
June 20, 2021	0	2	7
June 27, 2021	0	2	10
July 4, 2021	0	1	10
July 11, 2021	0	0	9
July 18, 2021	0	1	10
July 25, 2021	1	3	5

## Deaths by Day of Death and Congregate Living Status

Day of DOD	Yes Con..	No Con..	Unkno..
March 14, 2020	0	2	0
March 17, 2020	0	1	0
March 20, 2020	0	1	0
March 22, 2020	2	1	0
March 23, 2020	1	1	0
March 24, 2020	0	2	0
March 25, 2020	1	1	0
March 27, 2020	1	0	0
March 28, 2020	1	0	0
March 29, 2020	3	1	0
March 30, 2020	2	0	1
April 1, 2020	1	3	1
April 2, 2020	2	2	1
April 3, 2020	3	0	0
April 4, 2020	3	0	0
April 5, 2020	3	1	0
April 6, 2020	3	0	1
April 7, 2020	4	0	0
April 8, 2020	2	2	0
April 9, 2020	1	0	0
April 10, 2020	0	3	0
April 11, 2020	2	1	0
April 12, 2020	2	2	1
April 13, 2020	2	0	0
April 14, 2020	2	2	0
April 15, 2020	1	1	0
April 16, 2020	1	2	0
April 17, 2020	0	2	0
April 18, 2020	2	2	0
April 19, 2020	1	1	0
April 20, 2020	2	1	0
April 21, 2020	1	1	0
April 22, 2020	5	0	0
April 23, 2020	1	1	0
April 24, 2020	0	1	0
April 25, 2020	3	2	0
April 26, 2020	3	0	0
April 27, 2020	2	0	0
April 29, 2020	1	0	0
April 30, 2020	1	1	0
May 1, 2020	2	1	0
May 2, 2020	3	2	0
May 3, 2020	0	2	0

## Deaths by Day of Death and Congregate Living Status

Day of DOD	Yes Con..	No Con..	Unkno..
May 4, 2020	1	2	0
May 5, 2020	3	1	0
May 6, 2020	3	1	0
May 7, 2020	1	0	0
May 8, 2020	3	1	0
May 9, 2020	1	1	1
May 10, 2020	2	0	1
May 11, 2020	2	0	0
May 12, 2020	1	1	0
May 13, 2020	1	1	0
May 16, 2020	1	1	0
May 17, 2020	1	1	0
May 18, 2020	0	1	0
May 19, 2020	1	0	0
May 20, 2020	2	0	0
May 22, 2020	1	0	0
May 23, 2020	1	0	0
May 24, 2020	0	0	1
May 25, 2020	1	0	0
May 26, 2020	0	2	0
May 27, 2020	1	0	0
May 28, 2020	1	0	0
May 29, 2020	1	1	0
May 30, 2020	1	0	1
May 31, 2020	0	1	1
June 1, 2020	1	0	0
June 2, 2020	1	0	0
June 3, 2020	2	1	0
June 4, 2020	0	1	0
June 7, 2020	1	0	0
June 8, 2020	2	1	0
June 10, 2020	3	1	1
June 11, 2020	3	1	0
June 12, 2020	1	0	0
June 13, 2020	2	0	0
June 14, 2020	2	0	1
June 15, 2020	3	0	0
June 16, 2020	1	1	0
June 18, 2020	0	1	1
June 20, 2020	2	0	0
June 21, 2020	2	0	0
June 22, 2020	2	0	0
June 23, 2020	2	1	0

## Deaths by Day of Death and Congregate Living Status

Day of DOD	Yes Con..	No Con..	Unkno..
June 24, 2020	2	0	0
June 25, 2020	2	1	0
June 26, 2020	0	0	1
June 27, 2020	1	0	0
June 28, 2020	2	1	1
June 29, 2020	3	0	1
June 30, 2020	3	1	0
July 1, 2020	1	1	0
July 2, 2020	3	1	0
July 3, 2020	0	2	0
July 4, 2020	1	0	1
July 5, 2020	2	1	0
July 6, 2020	2	0	0
July 7, 2020	1	2	1
July 8, 2020	0	3	0
July 9, 2020	2	0	0
July 10, 2020	1	0	0
July 11, 2020	2	0	1
July 12, 2020	2	1	0
July 13, 2020	1	2	0
July 14, 2020	1	2	1
July 15, 2020	2	3	0
July 16, 2020	2	2	1
July 17, 2020	2	1	3
July 18, 2020	4	1	1
July 19, 2020	2	1	1
July 20, 2020	2	1	0
July 21, 2020	2	2	2
July 22, 2020	0	3	1
July 23, 2020	3	3	1
July 24, 2020	1	1	1
July 25, 2020	1	2	1
July 26, 2020	2	3	0
July 27, 2020	5	0	1
July 28, 2020	5	3	2
July 29, 2020	1	3	0
July 30, 2020	2	1	0
July 31, 2020	1	1	0
August 1, 2020	2	2	3
August 2, 2020	1	1	2
August 3, 2020	0	2	1
August 4, 2020	0	1	3
August 5, 2020	5	1	0

## Deaths by Day of Death and Congregate Living Status

Day of DOD	Yes Con..	No Con..	Unkno..
August 6, 2020	2	2	1
August 7, 2020	5	0	0
August 8, 2020	3	2	0
August 9, 2020	5	2	1
August 10, 2020	0	2	1
August 11, 2020	4	1	1
August 12, 2020	2	1	0
August 13, 2020	2	0	1
August 14, 2020	2	2	0
August 15, 2020	6	3	3
August 16, 2020	4	0	0
August 17, 2020	2	0	0
August 18, 2020	4	0	0
August 19, 2020	1	3	0
August 20, 2020	1	0	0
August 21, 2020	5	2	0
August 22, 2020	1	3	1
August 23, 2020	4	3	1
August 24, 2020	2	0	0
August 25, 2020	3	2	0
August 26, 2020	4	1	1
August 27, 2020	2	1	0
August 28, 2020	2	4	0
August 29, 2020	1	3	2
August 30, 2020	0	1	0
August 31, 2020	2	0	0
September 1, 2020	0	0	3
September 2, 2020	2	3	0
September 3, 2020	3	1	1
September 4, 2020	1	2	0
September 5, 2020	5	0	0
September 6, 2020	4	1	0
September 7, 2020	2	1	0
September 8, 2020	2	1	2
September 9, 2020	2	0	0
September 10, 2020	3	0	1
September 11, 2020	4	2	0
September 12, 2020	3	0	0
September 13, 2020	1	1	1
September 14, 2020	0	1	1
September 15, 2020	2	1	0
September 17, 2020	3	0	0
September 18, 2020	4	1	0

## Deaths by Day of Death and Congregate Living Status

Day of DOD	Yes Con..	No Con..	Unkno..
September 19, 2020	1	0	0
September 20, 2020	3	2	1
September 21, 2020	0	0	1
September 22, 2020	2	1	0
September 23, 2020	1	1	1
September 24, 2020	1	2	0
September 25, 2020	0	0	2
September 26, 2020	2	1	0
September 27, 2020	3	0	0
September 28, 2020	1	1	0
September 29, 2020	0	1	0
September 30, 2020	3	2	1
October 1, 2020	2	0	0
October 2, 2020	4	1	0
October 3, 2020	3	0	0
October 4, 2020	3	1	1
October 5, 2020	5	1	1
October 6, 2020	2	2	1
October 7, 2020	3	0	0
October 8, 2020	2	0	0
October 9, 2020	1	2	0
October 10, 2020	3	0	0
October 11, 2020	4	0	0
October 12, 2020	3	1	1
October 13, 2020	4	1	0
October 14, 2020	1	4	0
October 15, 2020	3	1	0
October 16, 2020	2	1	0
October 17, 2020	4	4	3
October 18, 2020	2	3	0
October 19, 2020	0	2	2
October 20, 2020	2	0	0
October 21, 2020	1	1	2
October 22, 2020	0	0	2
October 23, 2020	2	0	2
October 24, 2020	1	5	3
October 25, 2020	5	1	1
October 26, 2020	0	1	0
October 27, 2020	1	1	0
October 28, 2020	2	1	0
October 29, 2020	3	4	3
October 30, 2020	2	4	1
October 31, 2020	4	3	0

## Deaths by Day of Death and Congregate Living Status

Day of DOD	Yes Con..	No Con..	Unkno..
November 1, 2020	6	1	1
November 2, 2020	4	2	1
November 3, 2020	3	1	2
November 4, 2020	3	3	2
November 5, 2020	1	0	0
November 6, 2020	0	2	0
November 7, 2020	1	5	0
November 8, 2020	4	0	5
November 9, 2020	4	4	2
November 10, 2020	2	2	1
November 11, 2020	3	2	4
November 12, 2020	2	0	1
November 13, 2020	3	3	6
November 14, 2020	4	3	1
November 15, 2020	3	3	5
November 16, 2020	4	2	5
November 17, 2020	4	4	8
November 18, 2020	4	3	4
November 19, 2020	5	3	6
November 20, 2020	4	3	5
November 21, 2020	5	2	6
November 22, 2020	8	2	5
November 23, 2020	8	6	8
November 24, 2020	7	3	2
November 25, 2020	11	2	11
November 26, 2020	4	8	7
November 27, 2020	7	6	10
November 28, 2020	8	2	5
November 29, 2020	8	3	10
November 30, 2020	4	1	11
December 1, 2020	11	5	9
December 2, 2020	10	5	8
December 3, 2020	8	2	12
December 4, 2020	9	2	9
December 5, 2020	8	0	8
December 6, 2020	9	3	18
December 7, 2020	8	1	9
December 8, 2020	11	1	8
December 9, 2020	15	2	17
December 10, 2020	5	5	5
December 11, 2020	5	1	8
December 12, 2020	7	1	14
December 13, 2020	9	5	8



## Deaths by Day of Death and Congregate Living Status

Day of DOD	Yes Con..	No Con..	Unkno..
December 14, 2020	7	2	5
December 15, 2020	13	4	13
December 16, 2020	5	3	8
December 17, 2020	6	4	7
December 18, 2020	11	2	7
December 19, 2020	10	4	3
December 20, 2020	11	4	10
December 21, 2020	8	6	8
December 22, 2020	5	5	4
December 23, 2020	9	4	5
December 24, 2020	4	2	6
December 25, 2020	7	0	10
December 26, 2020	7	4	3
December 27, 2020	4	4	5
December 28, 2020	9	4	4
December 29, 2020	5	2	10
December 30, 2020	10	5	7
December 31, 2020	8	1	8
January 1, 2021	12	2	9
January 2, 2021	7	4	12
January 3, 2021	7	3	5
January 4, 2021	16	1	7
January 5, 2021	12	4	3
January 6, 2021	7	3	3
January 7, 2021	9	2	5
January 8, 2021	12	9	5
January 9, 2021	5	4	4
January 10, 2021	8	1	8
January 11, 2021	9	4	5
January 12, 2021	5	3	4
January 13, 2021	4	4	3
January 14, 2021	5	0	7
January 15, 2021	8	3	3
January 16, 2021	6	1	9
January 17, 2021	6	3	6
January 18, 2021	4	1	9
January 19, 2021	6	2	3
January 20, 2021	3	3	8
January 21, 2021	4	6	5
January 22, 2021	10	1	1
January 23, 2021	6	5	6
January 24, 2021	7	1	3
January 25, 2021	5	3	4

## Deaths by Day of Death and Congregate Living Status

Day of DOD	Yes Con..	No Con..	Unkno..
January 26, 2021	7	6	6
January 27, 2021	5	3	3
January 28, 2021	7	4	3
January 29, 2021	3	3	9
January 30, 2021	5	3	4
January 31, 2021	8	1	4
February 1, 2021	4	2	3
February 2, 2021	3	8	4
February 3, 2021	2	3	2
February 4, 2021	4	0	4
February 5, 2021	6	2	1
February 6, 2021	2	1	5
February 7, 2021	3	2	1
February 8, 2021	3	1	1
February 9, 2021	2	1	0
February 10, 2021	3	1	6
February 11, 2021	2	3	4
February 12, 2021	5	0	3
February 13, 2021	1	0	2
February 14, 2021	4	3	4
February 15, 2021	3	4	0
February 16, 2021	2	0	1
February 17, 2021	1	2	1
February 18, 2021	2	0	5
February 19, 2021	2	1	4
February 20, 2021	1	0	2
February 21, 2021	3	1	1
February 22, 2021	2	1	2
February 23, 2021	3	2	6
February 24, 2021	1	2	0
February 25, 2021	2	0	0
February 26, 2021	4	0	3
February 27, 2021	2	0	2
February 28, 2021	2	5	2
March 1, 2021	1	2	1
March 2, 2021	4	2	1
March 3, 2021	2	2	2
March 4, 2021	1	0	1
March 5, 2021	3	2	0
March 6, 2021	4	0	0
March 7, 2021	1	2	0
March 8, 2021	2	2	3
March 9, 2021	0	1	2

## Deaths by Day of Death and Congregate Living Status

Day of DOD	Yes Con..	No Con..	Unkno..
March 10, 2021	0	2	1
March 11, 2021	1	1	1
March 12, 2021	0	1	0
March 13, 2021	2	0	0
March 14, 2021	2	1	2
March 15, 2021	2	1	3
March 16, 2021	1	0	0
March 17, 2021	0	1	2
March 18, 2021	2	0	1
March 19, 2021	1	0	3
March 20, 2021	1	1	0
March 21, 2021	3	2	1
March 22, 2021	0	2	1
March 23, 2021	2	0	2
March 24, 2021	0	2	1
March 25, 2021	1	1	1
March 26, 2021	3	1	1
March 27, 2021	1	2	0
March 28, 2021	0	2	0
March 29, 2021	1	2	1
March 30, 2021	1	1	4
March 31, 2021	1	1	0
April 2, 2021	0	2	0
April 3, 2021	1	7	1
April 5, 2021	0	4	2
April 6, 2021	1	1	2
April 7, 2021	0	3	1
April 8, 2021	0	1	0
April 9, 2021	1	0	2
April 10, 2021	0	0	2
April 11, 2021	0	0	1
April 12, 2021	0	0	1
April 13, 2021	1	2	1
April 14, 2021	1	1	2
April 15, 2021	0	1	4
April 16, 2021	0	1	1
April 17, 2021	1	1	1
April 18, 2021	0	2	2
April 19, 2021	0	1	1
April 20, 2021	1	1	2
April 21, 2021	0	1	3
April 22, 2021	2	2	2
April 23, 2021	0	0	1

## Deaths by Day of Death and Congregate Living Status

Day of DOD	Yes Con..	No Con..	Unkno..
April 24, 2021	0	0	3
April 25, 2021	0	2	0
April 26, 2021	2	2	1
April 27, 2021	1	2	5
April 28, 2021	0	0	3
April 29, 2021	0	3	5
April 30, 2021	0	1	1
May 1, 2021	0	1	3
May 2, 2021	1	1	3
May 3, 2021	1	2	2
May 4, 2021	1	1	5
May 5, 2021	1	3	3
May 6, 2021	0	1	5
May 7, 2021	0	1	6
May 8, 2021	1	2	2
May 9, 2021	0	2	4
May 10, 2021	0	4	5
May 11, 2021	1	1	3
May 12, 2021	1	3	2
May 13, 2021	0	2	4
May 14, 2021	1	3	5
May 15, 2021	1	2	0
May 16, 2021	0	0	4
May 17, 2021	0	2	3
May 18, 2021	0	5	6
May 19, 2021	0	2	4
May 20, 2021	0	1	3
May 21, 2021	0	4	8
May 22, 2021	1	0	2
May 23, 2021	1	0	2
May 24, 2021	0	0	3
May 26, 2021	0	3	4
May 27, 2021	1	3	3
May 28, 2021	0	1	1
May 29, 2021	1	1	3
May 30, 2021	0	1	2
May 31, 2021	1	0	2
June 1, 2021	0	1	3
June 2, 2021	1	3	2
June 3, 2021	0	0	1
June 4, 2021	0	1	3
June 5, 2021	1	1	0
June 6, 2021	0	0	3

## Deaths by Day of Death and Congregate Living Status

Day of DOD	Yes Con..	No Con..	Unkno..
June 7, 2021	0	1	2
June 8, 2021	1	0	2
June 10, 2021	0	0	2
June 11, 2021	0	0	2
June 12, 2021	0	1	2
June 13, 2021	0	1	2
June 14, 2021	0	2	1
June 15, 2021	1	1	0
June 16, 2021	0	1	0
June 17, 2021	0	2	0
June 18, 2021	1	1	4
June 19, 2021	0	2	0
June 20, 2021	0	1	1
June 21, 2021	0	0	1
June 23, 2021	0	0	2
June 24, 2021	0	1	0
June 25, 2021	1	1	0
June 26, 2021	0	0	1
June 28, 2021	2	2	0
June 29, 2021	2	0	1
June 30, 2021	0	1	0
July 2, 2021	1	1	0
July 3, 2021	2	0	0
July 4, 2021	0	0	1
July 5, 2021	0	0	1
July 6, 2021	0	2	2
July 7, 2021	0	1	0
July 8, 2021	1	1	1
July 9, 2021	1	0	0
July 13, 2021	0	1	2
July 15, 2021	0	1	1
July 16, 2021	0	1	2
July 17, 2021	0	0	1
July 18, 2021	1	1	0
July 20, 2021	0	0	1
July 21, 2021	0	1	0
July 23, 2021	0	2	1
July 24, 2021	0	0	4
July 25, 2021	1	1	3
July 27, 2021	1	0	2
July 28, 2021	1	0	0

## Median Length of Illness

---

Length of Illness	14
-------------------	----

---

## Percent of Deaths with Underlying Conditions

Cardiovascular	51%
Neurological Conditions	32%
Other Chronic Illnesses	29%
Diabetes	29%
Chronic Lung Disease	23%
Kidney Disease	21%
Former Smoker	13%
Obesity	14%
Liver Disease	4%
Immunocompromised Con..	8%
Current Smoker	3%

# Symptoms

Underlying Conditions Yes	92%
Underlying Conditions No	3%
Underlying Conditions Unknown	6%
Symptoms	64%
No Symptoms	10%
Unknown Symptoms	26%
Cough Yes	37%
Cough No	15%
Cough Unknown	47%
Shortness of Breath Yes	35%
Shortness of Breath No	18%
Shortness of Breath Unknown	46%
Fever Yes	27%
Fever No	22%
Fever Unknown	52%
Pneumonia or Abnormal X-Ray Yes	27%
Pneumonia or Abnormal X-Ray No	25%
Pneumonia or Abnormal X-Ray Unkn..	48%
Other Symptoms Yes	18%
Other Symptoms No	20%
Other Symptoms Unknown	62%
Abdominal Symptoms Yes	16%
Abdominal Symptoms No	24%
Abdominal Symptoms Unknown	60%
Aches Yes	16%
Aches No	19%
ARDS Yes	13%
ARDS no	27%
Aches Unknown	65%
ARDS Unknown	60%
Headache Yes	9%
Headache No	24%
Headache Unknown	67%
Loss of Smell Yes	6%
Loss of Smell No	28%
Loss of Smell Unknown	66%