

[OHA COVID-19 Website](#)

[View All COVID-19 Data Dashboards](#)

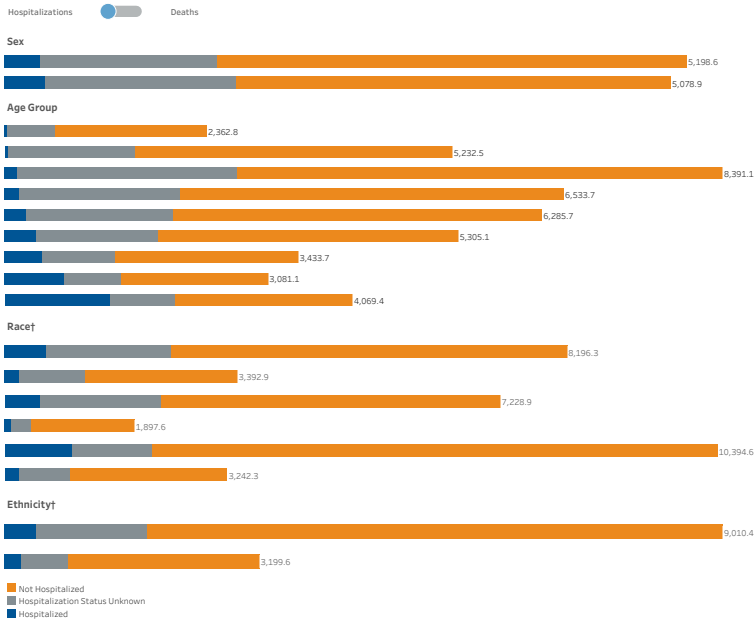
For general questions:
COVID.19@dhs.oh.a.gov

You are currently viewing the mobile layout. If you're on a computer and would like to view the desktop layout, please maximize your browser or set the zoom to 100% and refresh to reset the view.

- Case Demographic Data
- View Disease Severity Data
- View Disease Death Data
- Summary Table

Oregon's COVID-19 Case Rates by Demographic Group

This dashboard shows the case rates per 100,000 people and the total number of reported COVID-19 cases in Oregon broken out by sex, age group, race, and ethnicity. Use the toggle below to see how many COVID-19 cases in each demographic group were ever hospitalized for their illness and how many have died from their illness. Hover over a bar to see the exact number of cases in each category and the percentage of total cases that fall in that category.



[More on Opera, OHA's hospitalization data source](#)

COVID-19 Quick Facts: Hospitalizations

Below, you can see the percent of COVID-19 cases who have ever been hospitalized for their illness broken out by sex, age group, race, and ethnicity.

Ages 9 and younger:	1.2%
Ages 10 to 19:	0.8%
Ages 20 to 29:	1.7%
Ages 30 to 39:	2.6%
Ages 40 to 49:	3.9%
Ages 50 to 59:	6.8%
Ages 60 to 69:	12.7%
Ages 70 to 79:	22.6%
Ages 80+:	30.2%
Female:	5.2%
Male:	6.1%
AI/AN*:	7.4%
Asian:	6.0%
Black:	7.2%
Multiracial:	5.5%
Other:	4.6%
Pacific Is.*:	9.5%
White:	6.7%
Hispanic/Latino:	4.9%

Data current as of 12:01am 8/2/2021

Notes

* AI/AN = American Indian or Alaska Native; Pacific Is. = Native Hawaiian or Other Pacific Islander.

Rates shown on this dashboard are calculated using population estimates from the 2020 Annual Population Report from Portland State University's College of Urban & Public Affairs Population Research Center and 2019 housing and demographic data from the U.S. Census Bureau's American Community Survey (ACS).

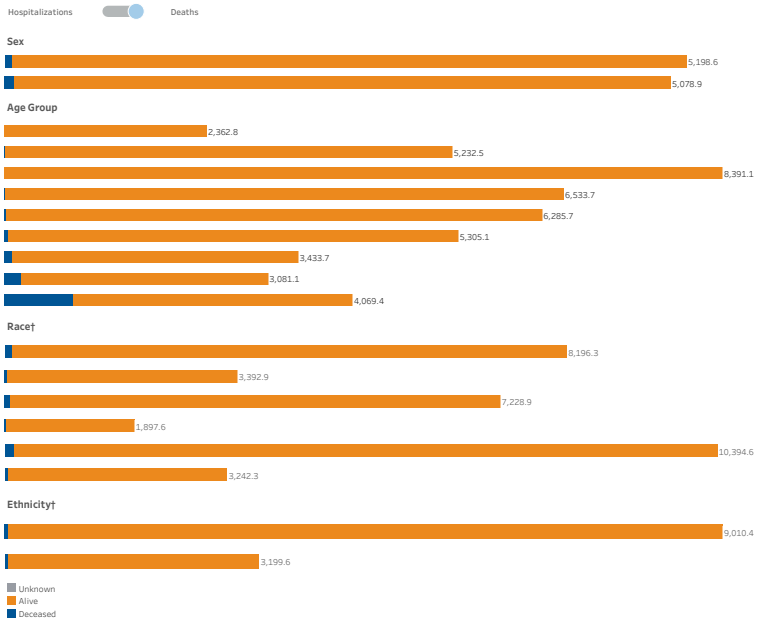
For general questions:
COVID.19@dhsosha.state.or.us

You are currently viewing the mobile layout. If you're on a computer and would like to view the desktop layout, please maximize your browser or set the zoom to 100% and refresh to reset the view.

- Case Demographic Data
- View Disease Severity Data
- View Disease Death Data
- Summary Table

Oregon's COVID-19 Case Rates by Demographic Group

This dashboard shows the case rates per 100,000 people and the total number of reported COVID-19 cases in Oregon broken out by sex, age group, race, and ethnicity. Use the toggle below to see how many COVID-19 cases in each demographic group were ever hospitalized for their illness and how many have died from their illness. Hover over a bar to see the exact number of cases in each category and the percentage of total cases that fall in that category.



More on Opera, OHA's hospitalization data source

COVID-19 Quick Facts: Deaths

Below, you can see the percent of COVID-19 cases who have died from their illness broken out by sex, age group, race, and ethnicity.

Ages 9 and younger:	0.0%
Ages 10 to 19:	0.0%
Ages 20 to 29:	0.0%
Ages 30 to 39:	0.1%
Ages 40 to 49:	0.2%
Ages 50 to 59:	0.7%
Ages 60 to 69:	2.3%
Ages 70 to 79:	6.3%
Ages 80+:	19.8%
Female:	1.2%
Male:	1.4%
AI/AN*:	1.4%
Asian:	1.0%
Black:	1.0%
Multiracial:	1.1%
Other:	0.5%
Pacific Is.*:	1.2%
White:	1.7%

Data current as of 12:01am 8/2/2021

Notes

* AI/AN = American Indian or Alaska Native; Pacific Is. = Native Hawaiian or Other Pacific Islander.

Rates shown on this dashboard are calculated using population estimates from the 2020 Annual Population Report from Portland State University's College of Urban & Public Affairs Population Research Center and 2019 housing and demographic data from the U.S. Census Bureau's American Community Survey (ACS).

The Oregon Health Authority (OHA) is part of the statewide response working to address and reduce the effects of COVID-19 on the lives of Oregonians. Data presented here are from the OHA Public Health Division.

[OHA COVID-19 Website](#)

[View All COVID-19 Data Dashboards](#)

For general questions:
COVID.19@dhsoha.state.or.us


You are currently viewing the mobile layout. If you're on a computer and would like to view the desktop layout, please maximize your browser or set the zoom to 100% and refresh to reset the view.

- [View Demographic Data](#)
- [Disease Severity Data](#)
- [View Disease Death Data](#)

[Summary Table](#)

Length of Hospital Stay

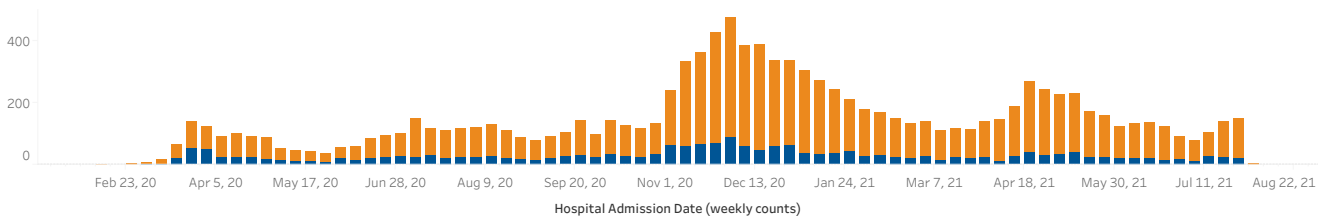
This chart shows the number of COVID-19 cases in Oregon who were ever hospitalized for their illness and the length of their hospital stays.



Note:
 2825 hospitalized COVID-19 patients have an unknown length of hospital stay. This is because information on their exact date of hospital admission or discharge is still pending.

Hospitalizations of Oregon's COVID-19 Cases

This chart shows the number of COVID-19 cases in Oregon who were ever hospitalized for their illness and whether they received care from an Intensive Care Unit (ICU).



■ Non-ICU Hospitalization
■ ICU Hospitalization

More on Opera, OHA's hospitalization data source

COVID-19 Quick Facts

Median length of stay (in days): **6**

2,203

out of

12,402

Oregonians hospitalized with COVID-19 received care from an ICU.

Data current as of 12:01am 8/2/2021

Notes

COVID-19 data are provisional and subject to change.

Demographic Data - Cases Per 100,000

Demographic	Categories (group)..	
Sex Group	Female	
	Male	
	Non-binary	
	Refused/Unknown	
Age Group	9 and younger	
	10 to 19	
	20 to 29	
	30 to 39	
	40 to 49	
	50 to 59	
	60 to 69	
	70 to 79	
	80+	
	Refused/Unknown	
	Race	AI/AN
Asian		
Black		
Multiracial		
Other		
Pacific Is.		
Refused/Unknown		
White		
Ethnicity	Hispanic	
	Not Hispanic	
	Refused/Unknown	

Demographic Data - Cases Per 100,000

Demographic	Categories (group)..	
Sex Group	Female	
	Male	
	Non-binary	
	Refused/Unknown	
Age Group	9 and younger	
	10 to 19	
	20 to 29	
	30 to 39	
	40 to 49	
	50 to 59	
	60 to 69	
	70 to 79	
	80+	
	Refused/Unknown	
	Race	AI/AN
Asian		
Black		
Multiracial		
Other		
Pacific Is.		
Refused/Unknown		
White		
Ethnicity	Hispanic	
	Not Hispanic	
	Refused/Unknown	

Demographic Data - Cases Per 100,000

Demographic	Categories (group)..	
Sex Group	Female	5,198.6
	Male	5,078.9
	Non-binary	
	Refused/Unknown	
Age Group	9 and younger	2,362.8
	10 to 19	5,232.5
	20 to 29	8,391.1
	30 to 39	6,533.7
	40 to 49	6,285.7
	50 to 59	5,305.1
	60 to 69	3,433.7
	70 to 79	3,081.1
	80+	4,069.4
	Refused/Unknown	
	Race	AI/AN
Asian		3,392.9
Black		7,228.9
Multiracial		1,897.6
Other		33,284.9
Pacific Is.		10,394.6
Refused/Unknown		
White		3,242.3
Ethnicity	Hispanic	9,010.4
	Not Hispanic	3,199.6
	Refused/Unknown	

Demographic Data - Death Status

Demographic	Categories (group)..	Death Status		
		Alive	Died	Total
Sex Group	Total	218,936	2,863	221,799
	Female	111,132	1,310	112,442
	Male	105,376	1,542	106,918
	Non-binary	19		19
	Refused/Unknown	2,409	11	2,420
Age Group	Total	218,936	2,863	221,799
	9 and younger	11,078	1	11,079
	10 to 19	26,403	2	26,405
	20 to 29	46,200	9	46,209
	30 to 39	38,704	26	38,730
	40 to 49	33,840	75	33,915
	50 to 59	28,121	199	28,320
	60 to 69	18,368	438	18,806
	70 to 79	10,162	679	10,841
	80+	5,815	1,434	7,249
	Refused/Unknown	245		245
Race	Total	218,936	2,863	221,799
	AI/AN	4,015	56	4,071
	Asian	6,266	66	6,332
	Black	5,821	57	5,878
	Multiracial	3,846	44	3,890
	Other	43,323	222	43,545
	Pacific Is.	1,764	22	1,786
	Refused/Unknown	39,216	440	39,656
	White	114,685	1,956	116,641
Ethnicity	Total	218,936	2,863	221,799
	Hispanic	49,760	234	49,994
	Not Hispanic	116,938	1,868	118,806
	Refused/Unknown	52,238	761	52,999

Demographic Data - Hospitalization Status

Demographic	Categories (group)	Hospitalization Status		
		Hospitalized	Not Hospitalized	
Sex Group	Female	5,819		
	Male	6,512		
	Non-binary			
	Refused/Unknown	71		
Age Group	9 and younger	132		
	10 to 19	219		
	20 to 29	767		
	30 to 39	988		
	40 to 49	1,323		
	50 to 59	1,939		
	60 to 69	2,394		
	70 to 79	2,447		
	80+	2,190		
	Refused/Unknown	3		
	Race	AI/AN	301	
		Asian	380	
Black		421		
Multiracial		214		
Other		2,013		
Pacific Is.		170		
Refused/Unknown		1,136		
White		7,767		
Ethnicity	Hispanic	2,202		
	Not Hispanic	7,932		
	Refused/Unknown	2,268		

Demographic Data - Hospitalization Status

Demographic	Categories (group)	Hospitalization Status		
		Not Hospitalized	Hospitalization Status Unknown	
Sex Group	Female	77,365		
	Male	69,734		
	Non-binary	19		
	Refused/Unknown	1,216		
Age Group	9 and younger	8,278		
	10 to 19	18,696		
	20 to 29	31,228		
	30 to 39	26,526		
	40 to 49	23,254		
	50 to 59	18,735		
	60 to 69	11,759		
	70 to 79	6,049		
	80+	3,690		
	Refused/Unknown	119		
	Race	AI/AN	2,867	
		Asian	4,158	
Black		4,020		
Multiracial		3,098		
Other		34,844		
Pacific Is.		1,417		
Refused/Unknown		15,868		
White		82,062		
Ethnicity	Hispanic	40,049		
	Not Hispanic	89,404		
	Refused/Unknown	18,881		

Demographic Data - Hospitalization Status

		Unknown Status	
Demographic	Categories (group)	Unknown	
Sex Group	Female	29,258	
	Male	30,672	
	Non-binary		
	Refused/Unknown	1,133	
Age Group	9 and younger	2,669	
	10 to 19	7,490	
	20 to 29	14,214	
	30 to 39	11,216	
	40 to 49	9,338	
	50 to 59	7,646	
	60 to 69	4,653	
	70 to 79	2,345	
	80+	1,369	
	Refused/Unknown	123	
	Race	AI/AN	903
		Asian	1,794
		Black	1,437
Multiracial		578	
Other		6,688	
Pacific Is.		199	
Refused/Unknown		22,652	
White		26,812	
Ethnicity	Hispanic	7,743	
	Not Hispanic	21,470	
	Refused/Unknown	31,850	

Hospitalizations by Week of Admission

Day of Week Begin	Day of Week End	ICU Status	
		ICU Stay	Non-ICU Hospita..
Grand Total		2,209	10,193
Null	Null	73	853
February 9, 2020	February 15, 2020		1
February 23, 2020	February 29, 2020	1	1
March 1, 2020	March 7, 2020	3	3
March 8, 2020	March 14, 2020	3	13
March 15, 2020	March 21, 2020	19	45
March 22, 2020	March 28, 2020	50	86
March 29, 2020	April 4, 2020	51	73
April 5, 2020	April 11, 2020	23	65
April 12, 2020	April 18, 2020	23	78
April 19, 2020	April 25, 2020	23	68
April 26, 2020	May 2, 2020	17	69
May 3, 2020	May 9, 2020	13	38
May 10, 2020	May 16, 2020	11	33
May 17, 2020	May 23, 2020	11	31
May 24, 2020	May 30, 2020	6	29
May 31, 2020	June 6, 2020	19	36
June 7, 2020	June 13, 2020	13	47
June 14, 2020	June 20, 2020	21	63
June 21, 2020	June 27, 2020	23	70
June 28, 2020	July 4, 2020	27	73
July 5, 2020	July 11, 2020	25	124
July 12, 2020	July 18, 2020	31	87
July 19, 2020	July 25, 2020	19	92
July 26, 2020	August 1, 2020	25	92
August 2, 2020	August 8, 2020	25	94
August 9, 2020	August 15, 2020	29	101
August 16, 2020	August 22, 2020	21	88
August 23, 2020	August 29, 2020	17	70
August 30, 2020	September 5, 2020	14	61
September 6, 2020	September 12, 2020	20	68
September 13, 2020	September 19, 2020	28	74
September 20, 2020	September 26, 2020	32	108
September 27, 2020	October 3, 2020	23	75
October 4, 2020	October 10, 2020	33	109
October 11, 2020	October 17, 2020	26	100
October 18, 2020	October 24, 2020	25	92
October 25, 2020	October 31, 2020	34	101
November 1, 2020	November 7, 2020	62	177

Hospitalizations by Week of Admission

Day of Week Begin	Day of Week End	ICU Status	
		ICU Stay	Non-ICU Hospita..
November 8, 2020	November 14, 2020	59	271
November 15, 2020	November 21, 2020	66	295
November 22, 2020	November 28, 2020	68	357
November 29, 2020	December 5, 2020	88	387
December 6, 2020	December 12, 2020	60	322
December 13, 2020	December 19, 2020	49	341
December 20, 2020	December 26, 2020	57	277
December 27, 2020	January 2, 2021	62	270
January 3, 2021	January 9, 2021	37	267
January 10, 2021	January 16, 2021	36	236
January 17, 2021	January 23, 2021	38	205
January 24, 2021	January 30, 2021	43	167
January 31, 2021	February 6, 2021	27	152
February 7, 2021	February 13, 2021	31	137
February 14, 2021	February 20, 2021	24	125
February 21, 2021	February 27, 2021	22	110
February 28, 2021	March 6, 2021	26	113
March 7, 2021	March 13, 2021	14	97
March 14, 2021	March 20, 2021	25	92
March 21, 2021	March 27, 2021	20	93
March 28, 2021	April 3, 2021	24	112
April 4, 2021	April 10, 2021	11	133
April 11, 2021	April 17, 2021	29	157
April 18, 2021	April 24, 2021	41	226
April 25, 2021	May 1, 2021	31	211
May 2, 2021	May 8, 2021	34	194
May 9, 2021	May 15, 2021	41	188
May 16, 2021	May 22, 2021	25	147
May 23, 2021	May 29, 2021	24	134
May 30, 2021	June 5, 2021	22	103
June 6, 2021	June 12, 2021	20	112
June 13, 2021	June 19, 2021	22	113
June 20, 2021	June 26, 2021	13	106
June 27, 2021	July 3, 2021	18	73
July 4, 2021	July 10, 2021	12	64
July 11, 2021	July 17, 2021	27	75
July 18, 2021	July 24, 2021	23	114
July 25, 2021	July 31, 2021	21	127
August 1, 2021	August 7, 2021		2

Length of Hospital Stay

Length of Stay

Grand Total	12,402
1 to 4 days	3,688
5 to 9 days	3,403
10 to 14 days	1,216
15+ days	1,270
Pending	2,825

Deaths By Week of Death and Age Group

Week of DOD	Under 29	30-39	40-49	50-59	60-69	70-79	80+
March 8, 2020	0	0	0	0	1	1	0
March 15, 2020	0	0	0	0	0	2	0
March 22, 2020	0	0	0	0	2	2	7
March 29, 2020	0	0	1	1	3	8	10
April 5, 2020	0	0	1	0	4	3	15
April 12, 2020	0	0	2	0	6	4	10
April 19, 2020	0	0	0	2	2	8	8
April 26, 2020	0	0	0	0	2	7	7
May 3, 2020	0	0	0	2	6	5	8
May 10, 2020	0	0	0	0	2	2	7
May 17, 2020	0	0	0	1	3	1	3
May 24, 2020	0	0	0	3	1	4	2
May 31, 2020	0	1	0	0	3	1	3
June 7, 2020	0	0	0	0	3	5	8
June 14, 2020	0	0	0	1	2	2	7
June 21, 2020	0	0	0	0	1	4	9
June 28, 2020	0	0	0	1	2	7	12
July 5, 2020	0	2	0	2	3	3	8
July 12, 2020	0	0	2	4	8	6	12
July 19, 2020	0	0	1	1	5	9	15
July 26, 2020	0	0	0	3	4	11	19
August 2, 2020	0	0	1	2	3	12	14
August 9, 2020	0	1	0	4	3	7	24
August 16, 2020	0	1	0	2	7	4	13
August 23, 2020	1	0	2	3	3	12	15
August 30, 2020	0	0	2	3	1	5	13
September 6, 2020	0	0	0	4	2	6	16
September 13, 2020	0	0	0	1	2	5	9
September 20, 2020	0	0	3	1	5	4	8
September 27, 2020	0	0	1	0	3	1	17
October 4, 2020	0	0	0	0	4	4	20
October 11, 2020	0	0	0	1	7	6	23
October 18, 2020	0	0	0	5	8	4	13
October 25, 2020	0	0	1	3	6	8	19
November 1, 2020	0	2	1	1	6	5	23
November 8, 2020	0	3	0	3	10	7	33
November 15, 2020	1	0	3	2	6	28	48
November 22, 2020	1	1	2	8	12	32	74
November 29, 2020	0	3	1	9	23	41	66
December 6, 2020	1	1	1	10	15	46	79
December 13, 2020	0	0	4	7	19	29	77
December 20, 2020	0	0	1	10	18	24	69
December 27, 2020	0	2	3	5	12	39	71
January 3, 2021	0	0	4	10	12	31	69

Deaths By Week of Death and Age Group

Week of DOD	Under 29	30-39	40-49	50-59	60-69	70-79	80+
January 10, 2021	0	0	2	5	12	26	55
January 17, 2021	2	2	2	6	20	23	43
January 24, 2021	0	1	1	4	21	19	48
January 31, 2021	0	0	1	2	14	18	34
February 7, 2021	0	0	3	3	6	8	24
February 14, 2021	1	0	1	3	5	8	24
February 21, 2021	0	0	0	2	1	12	22
February 28, 2021	0	0	1	0	6	7	23
March 7, 2021	0	0	4	0	5	5	8
March 14, 2021	0	0	2	4	1	5	12
March 21, 2021	0	0	1	2	5	5	14
March 28, 2021	0	0	2	2	3	3	15
April 4, 2021	0	0	1	2	9	3	5
April 11, 2021	0	0	2	2	5	5	6
April 18, 2021	0	0	1	1	10	3	9
April 25, 2021	0	0	3	2	3	11	13
May 2, 2021	0	0	1	5	14	8	14
May 9, 2021	1	1	1	7	5	10	19
May 16, 2021	2	0	0	7	14	11	11
May 23, 2021	0	1	1	4	7	8	6
May 30, 2021	1	0	1	4	2	8	7
June 6, 2021	0	1	0	5	2	3	5
June 13, 2021	0	0	2	3	4	5	5
June 20, 2021	1	0	1	1	2	1	3
June 27, 2021	0	0	2	0	1	1	8
July 4, 2021	0	0	2	2	1	3	3
July 11, 2021	0	1	0	2	4	2	0
July 18, 2021	0	1	0	1	3	1	6
July 25, 2021	0	1	0	2	3	1	9

Deaths Week of Death and Hospitalization Status

Week of DOD	Unknow n Hospi..	Not Hosp italized	Hospita..
March 8, 2020	0	1	1
March 15, 2020	0	0	2
March 22, 2020	0	2	9
March 29, 2020	1	14	8
April 5, 2020	0	6	17
April 12, 2020	1	6	15
April 19, 2020	0	4	16
April 26, 2020	0	0	16
May 3, 2020	0	3	18
May 10, 2020	1	2	8
May 17, 2020	0	2	6
May 24, 2020	1	1	8
May 31, 2020	0	2	6
June 7, 2020	0	7	9
June 14, 2020	1	7	4
June 21, 2020	0	6	8
June 28, 2020	0	8	14
July 5, 2020	1	9	8
July 12, 2020	3	10	19
July 19, 2020	2	5	24
July 26, 2020	3	8	26
August 2, 2020	5	9	18
August 9, 2020	1	14	24
August 16, 2020	0	7	20
August 23, 2020	0	12	24
August 30, 2020	0	10	14
September 6, 2020	0	13	15
September 13, 2020	0	2	15
September 20, 2020	2	3	16
September 27, 2020	5	3	14
October 4, 2020	4	8	16
October 11, 2020	0	9	28
October 18, 2020	5	2	23
October 25, 2020	1	9	27
November 1, 2020	5	10	23
November 8, 2020	5	19	32
November 15, 2020	10	28	50
November 22, 2020	6	41	83
November 29, 2020	17	37	89
December 6, 2020	21	43	89
December 13, 2020	18	47	71
December 20, 2020	16	30	76

Deaths Week of Death and Hospitalization Status

Week of DOD	Unknown n Hospi..	Not Hosp italized	Hospita..
December 27, 2020	25	32	75
January 3, 2021	19	42	65
January 10, 2021	9	32	59
January 17, 2021	8	23	67
January 24, 2021	13	24	57
January 31, 2021	8	18	43
February 7, 2021	3	11	30
February 14, 2021	2	13	27
February 21, 2021	2	11	24
February 28, 2021	0	11	26
March 7, 2021	5	0	17
March 14, 2021	2	4	18
March 21, 2021	0	7	20
March 28, 2021	1	5	19
April 4, 2021	4	2	14
April 11, 2021	6	3	11
April 18, 2021	2	7	15
April 25, 2021	2	8	22
May 2, 2021	2	5	35
May 9, 2021	5	5	34
May 16, 2021	5	3	37
May 23, 2021	4	5	18
May 30, 2021	2	2	19
June 6, 2021	3	1	12
June 13, 2021	0	4	15
June 20, 2021	0	2	7
June 27, 2021	0	2	10
July 4, 2021	0	1	10
July 11, 2021	0	0	9
July 18, 2021	0	1	11
July 25, 2021	1	4	11

Deaths by Day of Death and Congregate Living Status

Day of DOD	Yes Con..	No Con..	Unkno..
March 14, 2020	0	2	0
March 17, 2020	0	1	0
March 20, 2020	0	1	0
March 22, 2020	2	1	0
March 23, 2020	1	1	0
March 24, 2020	0	2	0
March 25, 2020	1	1	0
March 27, 2020	1	0	0
March 28, 2020	1	0	0
March 29, 2020	3	1	0
March 30, 2020	2	0	1
April 1, 2020	1	3	1
April 2, 2020	2	2	1
April 3, 2020	3	0	0
April 4, 2020	3	0	0
April 5, 2020	3	1	0
April 6, 2020	3	0	1
April 7, 2020	4	0	0
April 8, 2020	2	2	0
April 9, 2020	1	0	0
April 10, 2020	0	3	0
April 11, 2020	2	1	0
April 12, 2020	2	2	1
April 13, 2020	2	0	0
April 14, 2020	2	2	0
April 15, 2020	1	1	0
April 16, 2020	1	2	0
April 17, 2020	0	2	0
April 18, 2020	2	2	0
April 19, 2020	1	1	0
April 20, 2020	2	1	0
April 21, 2020	1	1	0
April 22, 2020	5	0	0
April 23, 2020	1	1	0
April 24, 2020	0	1	0
April 25, 2020	3	2	0
April 26, 2020	3	0	0
April 27, 2020	2	0	0
April 29, 2020	1	0	0
April 30, 2020	1	1	0
May 1, 2020	2	1	0
May 2, 2020	3	2	0
May 3, 2020	0	2	0

Deaths by Day of Death and Congregate Living Status

Day of DOD	Yes Con..	No Con..	Unkno..
May 4, 2020	1	2	0
May 5, 2020	3	1	0
May 6, 2020	3	1	0
May 7, 2020	1	0	0
May 8, 2020	3	1	0
May 9, 2020	1	1	1
May 10, 2020	2	0	1
May 11, 2020	2	0	0
May 12, 2020	1	1	0
May 13, 2020	1	1	0
May 16, 2020	1	1	0
May 17, 2020	1	1	0
May 18, 2020	0	1	0
May 19, 2020	1	0	0
May 20, 2020	2	0	0
May 22, 2020	1	0	0
May 23, 2020	1	0	0
May 24, 2020	0	0	1
May 25, 2020	1	0	0
May 26, 2020	0	2	0
May 27, 2020	1	0	0
May 28, 2020	1	0	0
May 29, 2020	1	1	0
May 30, 2020	1	0	1
May 31, 2020	0	1	1
June 1, 2020	1	0	0
June 2, 2020	1	0	0
June 3, 2020	2	1	0
June 4, 2020	0	1	0
June 7, 2020	1	0	0
June 8, 2020	2	1	0
June 10, 2020	3	1	1
June 11, 2020	3	1	0
June 12, 2020	1	0	0
June 13, 2020	2	0	0
June 14, 2020	2	0	1
June 15, 2020	3	0	0
June 16, 2020	1	1	0
June 18, 2020	0	1	1
June 20, 2020	2	0	0
June 21, 2020	2	0	0
June 22, 2020	2	0	0
June 23, 2020	2	1	0

Deaths by Day of Death and Congregate Living Status

Day of DOD	Yes Con..	No Con..	Unkno..
June 24, 2020	2	0	0
June 25, 2020	2	1	0
June 26, 2020	0	0	1
June 27, 2020	1	0	0
June 28, 2020	2	1	1
June 29, 2020	3	0	1
June 30, 2020	3	1	0
July 1, 2020	1	1	0
July 2, 2020	3	1	0
July 3, 2020	0	2	0
July 4, 2020	1	0	1
July 5, 2020	2	1	0
July 6, 2020	2	0	0
July 7, 2020	1	2	1
July 8, 2020	0	3	0
July 9, 2020	2	0	0
July 10, 2020	1	0	0
July 11, 2020	2	0	1
July 12, 2020	2	1	0
July 13, 2020	1	2	0
July 14, 2020	1	2	1
July 15, 2020	2	3	0
July 16, 2020	2	2	1
July 17, 2020	2	1	3
July 18, 2020	4	1	1
July 19, 2020	2	1	1
July 20, 2020	2	1	0
July 21, 2020	2	2	2
July 22, 2020	0	3	1
July 23, 2020	3	3	1
July 24, 2020	1	1	1
July 25, 2020	1	2	1
July 26, 2020	2	3	0
July 27, 2020	5	0	1
July 28, 2020	5	3	2
July 29, 2020	1	3	0
July 30, 2020	2	1	0
July 31, 2020	1	1	0
August 1, 2020	2	2	3
August 2, 2020	1	1	2
August 3, 2020	0	2	1
August 4, 2020	0	1	3
August 5, 2020	5	1	0

Deaths by Day of Death and Congregate Living Status

Day of DOD	Yes Con..	No Con..	Unkno..
August 6, 2020	2	2	1
August 7, 2020	5	0	0
August 8, 2020	3	2	0
August 9, 2020	5	2	1
August 10, 2020	0	2	1
August 11, 2020	4	1	1
August 12, 2020	2	1	0
August 13, 2020	2	0	1
August 14, 2020	2	2	0
August 15, 2020	6	3	3
August 16, 2020	4	0	0
August 17, 2020	2	0	0
August 18, 2020	4	0	0
August 19, 2020	1	3	0
August 20, 2020	1	0	0
August 21, 2020	5	2	0
August 22, 2020	1	3	1
August 23, 2020	4	3	1
August 24, 2020	2	0	0
August 25, 2020	3	2	0
August 26, 2020	4	1	1
August 27, 2020	2	1	0
August 28, 2020	2	4	0
August 29, 2020	1	3	2
August 30, 2020	0	1	0
August 31, 2020	2	0	0
September 1, 2020	0	0	3
September 2, 2020	2	3	0
September 3, 2020	3	1	1
September 4, 2020	1	2	0
September 5, 2020	5	0	0
September 6, 2020	4	1	0
September 7, 2020	2	1	0
September 8, 2020	2	1	2
September 9, 2020	2	0	0
September 10, 2020	3	0	1
September 11, 2020	4	2	0
September 12, 2020	3	0	0
September 13, 2020	1	1	1
September 14, 2020	0	1	1
September 15, 2020	2	1	0
September 17, 2020	3	0	0
September 18, 2020	4	1	0

Deaths by Day of Death and Congregate Living Status

Day of DOD	Yes Con..	No Con..	Unkno..
September 19, 2020	1	0	0
September 20, 2020	3	2	1
September 21, 2020	0	0	1
September 22, 2020	2	1	0
September 23, 2020	1	1	1
September 24, 2020	1	2	0
September 25, 2020	0	0	2
September 26, 2020	2	1	0
September 27, 2020	3	0	0
September 28, 2020	1	1	0
September 29, 2020	0	1	0
September 30, 2020	3	2	1
October 1, 2020	2	0	0
October 2, 2020	4	1	0
October 3, 2020	3	0	0
October 4, 2020	3	1	1
October 5, 2020	5	1	1
October 6, 2020	2	2	1
October 7, 2020	3	0	0
October 8, 2020	2	0	0
October 9, 2020	1	2	0
October 10, 2020	3	0	0
October 11, 2020	4	0	0
October 12, 2020	3	1	1
October 13, 2020	4	1	0
October 14, 2020	1	4	0
October 15, 2020	3	1	0
October 16, 2020	2	1	0
October 17, 2020	4	4	3
October 18, 2020	2	3	0
October 19, 2020	0	2	2
October 20, 2020	2	0	0
October 21, 2020	1	1	2
October 22, 2020	0	0	2
October 23, 2020	2	0	2
October 24, 2020	1	5	3
October 25, 2020	5	1	1
October 26, 2020	0	1	0
October 27, 2020	1	1	0
October 28, 2020	2	1	0
October 29, 2020	3	4	3
October 30, 2020	2	4	1
October 31, 2020	4	3	0

Deaths by Day of Death and Congregate Living Status

Day of DOD	Yes Con..	No Con..	Unkno..
November 1, 2020	6	1	1
November 2, 2020	4	2	1
November 3, 2020	3	1	2
November 4, 2020	3	3	2
November 5, 2020	1	0	0
November 6, 2020	0	2	0
November 7, 2020	1	5	0
November 8, 2020	4	0	5
November 9, 2020	4	4	2
November 10, 2020	2	2	1
November 11, 2020	3	2	4
November 12, 2020	2	0	1
November 13, 2020	3	3	6
November 14, 2020	4	3	1
November 15, 2020	3	3	5
November 16, 2020	4	2	5
November 17, 2020	4	4	8
November 18, 2020	4	3	4
November 19, 2020	5	3	6
November 20, 2020	4	3	5
November 21, 2020	5	2	6
November 22, 2020	8	2	5
November 23, 2020	8	6	8
November 24, 2020	7	3	2
November 25, 2020	11	2	11
November 26, 2020	4	8	7
November 27, 2020	7	6	10
November 28, 2020	8	2	5
November 29, 2020	8	3	10
November 30, 2020	4	1	11
December 1, 2020	11	5	9
December 2, 2020	10	5	8
December 3, 2020	8	2	12
December 4, 2020	9	2	9
December 5, 2020	8	0	8
December 6, 2020	9	3	18
December 7, 2020	8	1	9
December 8, 2020	11	1	8
December 9, 2020	15	2	17
December 10, 2020	5	5	5
December 11, 2020	5	1	8
December 12, 2020	7	1	14
December 13, 2020	9	5	8

Deaths by Day of Death and Congregate Living Status

Day of DOD	Yes Con..	No Con..	Unkno..
December 14, 2020	7	2	5
December 15, 2020	13	4	13
December 16, 2020	5	3	8
December 17, 2020	6	4	7
December 18, 2020	11	2	7
December 19, 2020	10	4	3
December 20, 2020	11	4	10
December 21, 2020	8	6	8
December 22, 2020	5	5	4
December 23, 2020	9	4	5
December 24, 2020	4	2	6
December 25, 2020	7	0	10
December 26, 2020	7	4	3
December 27, 2020	4	4	5
December 28, 2020	9	4	4
December 29, 2020	5	2	10
December 30, 2020	10	5	7
December 31, 2020	8	1	8
January 1, 2021	12	2	9
January 2, 2021	7	4	12
January 3, 2021	7	3	5
January 4, 2021	16	1	7
January 5, 2021	12	4	3
January 6, 2021	7	3	3
January 7, 2021	9	2	5
January 8, 2021	12	9	5
January 9, 2021	5	4	4
January 10, 2021	8	1	8
January 11, 2021	9	4	5
January 12, 2021	5	3	4
January 13, 2021	4	4	3
January 14, 2021	5	0	7
January 15, 2021	8	3	3
January 16, 2021	6	1	9
January 17, 2021	6	3	6
January 18, 2021	4	1	9
January 19, 2021	6	2	3
January 20, 2021	3	3	8
January 21, 2021	4	6	5
January 22, 2021	10	1	1
January 23, 2021	6	5	6
January 24, 2021	7	1	3
January 25, 2021	5	3	4

Deaths by Day of Death and Congregate Living Status

Day of DOD	Yes Con..	No Con..	Unkno..
January 26, 2021	7	6	6
January 27, 2021	5	3	3
January 28, 2021	7	4	3
January 29, 2021	3	3	9
January 30, 2021	5	3	4
January 31, 2021	8	1	4
February 1, 2021	4	2	3
February 2, 2021	3	8	4
February 3, 2021	2	3	2
February 4, 2021	4	0	4
February 5, 2021	6	2	1
February 6, 2021	2	1	5
February 7, 2021	3	2	1
February 8, 2021	3	1	1
February 9, 2021	2	1	0
February 10, 2021	3	1	6
February 11, 2021	2	3	4
February 12, 2021	5	0	3
February 13, 2021	1	0	2
February 14, 2021	4	3	4
February 15, 2021	3	4	0
February 16, 2021	2	0	1
February 17, 2021	1	2	1
February 18, 2021	2	0	5
February 19, 2021	2	1	4
February 20, 2021	1	0	2
February 21, 2021	3	1	1
February 22, 2021	2	1	2
February 23, 2021	3	2	6
February 24, 2021	1	2	0
February 25, 2021	2	0	0
February 26, 2021	4	0	3
February 27, 2021	2	0	2
February 28, 2021	2	5	2
March 1, 2021	1	2	1
March 2, 2021	4	2	1
March 3, 2021	2	2	2
March 4, 2021	1	0	1
March 5, 2021	3	2	0
March 6, 2021	4	0	0
March 7, 2021	1	2	0
March 8, 2021	2	2	3
March 9, 2021	0	1	2

Deaths by Day of Death and Congregate Living Status

Day of DOD	Yes Con..	No Con..	Unkno..
March 10, 2021	0	2	1
March 11, 2021	1	1	1
March 12, 2021	0	1	0
March 13, 2021	2	0	0
March 14, 2021	2	1	2
March 15, 2021	2	1	3
March 16, 2021	1	0	0
March 17, 2021	0	1	2
March 18, 2021	2	0	1
March 19, 2021	1	0	3
March 20, 2021	1	1	0
March 21, 2021	3	2	1
March 22, 2021	0	2	1
March 23, 2021	2	0	2
March 24, 2021	0	2	1
March 25, 2021	1	1	1
March 26, 2021	3	1	1
March 27, 2021	1	2	0
March 28, 2021	0	2	0
March 29, 2021	1	2	1
March 30, 2021	1	1	4
March 31, 2021	1	1	0
April 2, 2021	0	2	0
April 3, 2021	1	7	1
April 5, 2021	0	4	2
April 6, 2021	1	1	2
April 7, 2021	0	3	1
April 8, 2021	0	1	0
April 9, 2021	1	0	2
April 10, 2021	0	0	2
April 11, 2021	0	0	1
April 12, 2021	0	0	1
April 13, 2021	1	2	1
April 14, 2021	1	1	2
April 15, 2021	0	1	4
April 16, 2021	0	1	1
April 17, 2021	1	1	1
April 18, 2021	0	2	2
April 19, 2021	0	1	1
April 20, 2021	1	1	2
April 21, 2021	0	1	3
April 22, 2021	2	2	2
April 23, 2021	0	0	1

Deaths by Day of Death and Congregate Living Status

Day of DOD	Yes Con..	No Con..	Unkno..
April 24, 2021	0	0	3
April 25, 2021	0	2	0
April 26, 2021	2	2	1
April 27, 2021	1	2	5
April 28, 2021	0	0	3
April 29, 2021	0	3	5
April 30, 2021	0	1	1
May 1, 2021	0	1	3
May 2, 2021	1	1	3
May 3, 2021	1	2	2
May 4, 2021	1	1	5
May 5, 2021	1	3	3
May 6, 2021	0	1	5
May 7, 2021	0	1	6
May 8, 2021	1	2	2
May 9, 2021	0	2	4
May 10, 2021	0	4	5
May 11, 2021	1	1	3
May 12, 2021	1	3	2
May 13, 2021	0	2	4
May 14, 2021	1	3	5
May 15, 2021	1	2	0
May 16, 2021	0	0	4
May 17, 2021	0	2	3
May 18, 2021	0	5	6
May 19, 2021	0	2	4
May 20, 2021	0	1	3
May 21, 2021	0	4	8
May 22, 2021	1	0	2
May 23, 2021	1	0	2
May 24, 2021	0	0	3
May 26, 2021	0	3	4
May 27, 2021	1	3	3
May 28, 2021	0	1	1
May 29, 2021	1	1	3
May 30, 2021	0	1	2
May 31, 2021	1	0	2
June 1, 2021	0	1	3
June 2, 2021	1	3	2
June 3, 2021	0	0	1
June 4, 2021	0	1	3
June 5, 2021	1	1	0
June 6, 2021	0	0	3

Deaths by Day of Death and Congregate Living Status

Day of DOD	Yes Con..	No Con..	Unkno..
June 7, 2021	0	1	2
June 8, 2021	1	0	2
June 10, 2021	0	0	2
June 11, 2021	0	0	2
June 12, 2021	0	1	2
June 13, 2021	0	1	2
June 14, 2021	0	2	1
June 15, 2021	1	1	0
June 16, 2021	0	1	0
June 17, 2021	0	2	0
June 18, 2021	1	1	4
June 19, 2021	0	2	0
June 20, 2021	0	1	1
June 21, 2021	0	0	1
June 23, 2021	0	0	2
June 24, 2021	0	1	0
June 25, 2021	1	1	0
June 26, 2021	0	0	1
June 28, 2021	2	2	0
June 29, 2021	2	0	1
June 30, 2021	0	1	0
July 2, 2021	1	1	0
July 3, 2021	2	0	0
July 4, 2021	0	0	1
July 5, 2021	0	0	1
July 6, 2021	0	2	2
July 7, 2021	0	1	0
July 8, 2021	1	1	1
July 9, 2021	1	0	0
July 13, 2021	0	1	2
July 15, 2021	0	1	1
July 16, 2021	0	1	2
July 17, 2021	0	0	1
July 18, 2021	1	1	0
July 20, 2021	0	1	1
July 21, 2021	0	1	0
July 23, 2021	0	2	1
July 24, 2021	0	0	4
July 25, 2021	1	1	3
July 27, 2021	1	0	2
July 28, 2021	1	1	0
July 29, 2021	1	1	3
July 30, 2021	0	1	0

Median Length of Illness

Length of Illness	14
-------------------	----

Percent of Deaths with Underlying Conditions

Cardiovascular	51%
Neurological Conditions	32%
Other Chronic Illnesses	29%
Diabetes	29%
Chronic Lung Disease	23%
Kidney Disease	21%
Former Smoker	13%
Obesity	14%
Liver Disease	4%
Immunocompromised Con..	8%
Current Smoker	3%

Symptoms

Underlying Conditions Yes	92%
Underlying Conditions No	3%
Underlying Conditions Unknown	6%
Symptoms	64%
No Symptoms	10%
Unknown Symptoms	25%
Cough Yes	37%
Cough No	15%
Cough Unknown	47%
Shortness of Breath Yes	35%
Shortness of Breath No	18%
Shortness of Breath Unknown	46%
Fever Yes	27%
Fever No	22%
Fever Unknown	52%
Pneumonia or Abnormal X-Ray Yes	27%
Pneumonia or Abnormal X-Ray No	25%
Pneumonia or Abnormal X-Ray Unkn..	48%
Other Symptoms Yes	18%
Other Symptoms No	20%
Other Symptoms Unknown	62%
Abdominal Symptoms Yes	16%
Abdominal Symptoms No	24%
Abdominal Symptoms Unknown	60%
Aches Yes	16%
Aches No	19%
ARDS Yes	14%
ARDS no	27%
Aches Unknown	65%
ARDS Unknown	60%
Headache Yes	9%
Headache No	24%
Headache Unknown	67%
Loss of Smell Yes	6%
Loss of Smell No	28%
Loss of Smell Unknown	66%