



Data current as of 12:02am 8/9/2021

Oregon's COVID-19 Update

New cases and deaths are reported from the previous day. The first business day following a weekend or holiday includes all newly reported data.

[Daily Data Update](#)

[Case and Testing](#)

[Hospital Capacity](#)

[Emergency Department](#)

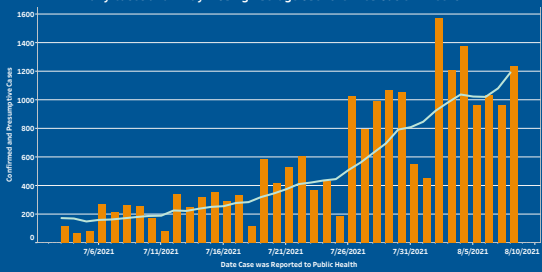
Statewide Numbers from 8/6/2021 to 8/8/2021

New Cases	7 Day Daily Average of Cases	Cases Per 100k in Last 7 Days
3,229	1,192	195.5
Tests Reported	ELR Test Positivity	
61,479	9.6%	
New Deaths	COVID-19 Patients Hospitalized	
14	575 ▲	

* Arrows indicate an increase or decrease from the previous day. * Hospitalization data from Oregon's Hospital Capacity Web System (HOSCAP).

Please note this dashboard has been condensed to fit in a mobile format. To see all the available data please view on a desktop.

Daily Cases and 7 Day Moving Average over the Previous Six Weeks



For information on COVID-19 variants in Oregon click below.



Daily and Cumulative County Numbers from 8/6/2021 to 8/8/2021

County	New Cases	7 Day Daily Average of New Cases	Cases per 100k in Last 7 days	New Deaths
Baker	6	9	360.7	0
Benton	55	18	135.2	0
Clackamas	254	89	145.4	0
Clatsop	55	19	339.6	0
Columbia	18	11	146.4	0
Cook	46	24	265.3	0
Crook	13	11	337.0	0
Curry	7	11	330.4	0
Deschutes	240	65	220.9	0
Douglas	278	82	512.8	1
Gilliam	1	0	150.8	1
Grant	1	1	54.7	0
Harris	3	2	154.8	0
Hood River	15	5	144.3	0
Jackson	49	93	291.2	2
Jefferson	21	7	195.0	0
Josephine	239	66	530.3	3
Klamath	25	13	130.7	0
Lake		0	12.4	0
Lane	624	146	267.7	2
Lincoln	17	12	169.8	0
Linn	152	38	209.7	0
Malheur	7	9	196.2	0
Marion	113	73	146.9	0
Morrow	26	10	569.2	0
Multnomah	538	151	127.2	0
Polk	25	23	193.3	1
Sherman	2	0	111.4	0
Tillamook	79	18	467.4	0
Umatilla	85	59	510.5	1
Union	47	14	361.4	0
Wallowa	7	3	335.2	0
Wasco	32	12	296.8	1
Washington	106	76	86.0	0
Wheeler	1	1	555.6	0
Yamhill	44	21	136.3	2

For county testing numbers click below.



For cumulative case and deaths by county click below.



Notes: Data are provisional and subject to change.

* Total cases include both presumptive and confirmed cases. Presumptive cases are people without a positive diagnostic test who have COVID-19-like symptoms and had close contact with a laboratory confirmed case.

** On May 31st, the WHO released new names for the variants using the Greek alphabet. OHA reports the CDC's identified Variants of Concern and Variants of Interest for the US which differ slightly from the WHO's and includes additional VOs that will not have a WHO Greek alphabet label. The WHO reports the 4, 5, 6* and 8, 1, 2* variants together under the name "Epsilon". On June 16th, WHO updated the two Epsilon variants in their data reports.

* The Delta variant number includes 13, 12, 2*, 4*, 5, 6*, 7*, 8* and 9* delta variants.

On July 20th, 2021 the CDC removed the P.1 (Delta) variant as a Variant of Interest. OHA removed that data from the dashboard.

† The cumulative cases by county list does not include cases whose county of residence is unknown.

Contact Us
Oregon's COVID-19 Update
Daily Data Update
Case and Testing
Hospital Capacity
Emergency Department

Cumulative Cases and Deaths

Total Cases	230,103
Total Deaths	2,903

Cumulative COVID-19 Electronic Lab Reports (ELR) Testing in Oregon

Positive	331,135
Negative	5,518,168
Grand Total	5,849,303

Testing at Oregon State Public Health Lab (OSPHL)

Specimens received yesterday	487
Test results released yesterday	242
Specimens pending as of 8:00 PM yesterday	657
Total Tested at OSPHL	36,209

Age, Sex and Hospitalization Status for Confirmed and Presumptive COVID-19 Cases (Cumulative)

Cases by Age Group

0 to 9	11,611 (5.0%)
10 to 19	27,337 (11.9%)
20 to 29	48,026 (20.9%)
30 to 39	40,270 (17.5%)
40 to 49	35,093 (15.3%)
50 to 59	29,295 (12.7%)
60 to 69	19,556 (8.5%)
70 to 79	11,217 (4.9%)
80+	7,436 (3.2%)
Not available	258 (0.1%)
Total	230,103 (100.0%)

Cases by Sex (as reported to OHA)

Female	116,655 (50.7%)
Male	110,770 (48.1%)
Non-binary	20 (0.0%)
Not available	2,658 (1.2%)
Total	230,103 (100.0%)

Hospitalized During Illness?

Yes	12,724 (5.5%)
No	151,759 (66.0%)
Not available	65,620 (28.5%)
Total	230,103 (100.0%)

Race, Ethnicity, Select Symptoms and Risk Factors for Confirmed and Presumptive COVID-19 Cases

Cases by Race

White	121,438 (52.8%)
Black	6,023 (2.6%)
Asian	6,420 (2.8%)
American Indian/Alaska Native	4,182 (1.8%)
Pacific Islander	1,810 (0.8%)
Other	44,073 (19.2%)
Multiracial	3,995 (1.7%)
Not available	42,162 (18.3%)
Total	230,103 (100.0%)

Health Care Worker?

Yes	14,544 (6.3%)
No	121,145 (52.6%)
Not available	94,414 (41.0%)
Total	230,103 (100.0%)

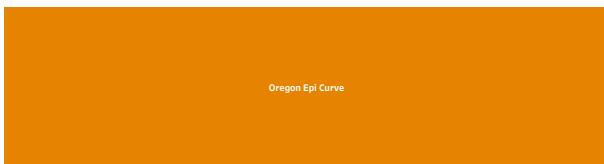
Congregate Settings

Yes	17,624 (7.7%)
No	120,317 (52.3%)
Not available	92,162 (40.1%)
Grand Total	230,103 (100.0%)

Cases by Ethnicity

Hispanic	50,645 (22.0%)
Not Hispanic	173,027 (53.5%)
Not available	56,431 (24.5%)
Grand Total	230,103 (100.0%)

The Oregon COVID-19 epidemiological curve is available on the OHA COVID-19 webpage in the "Case and Testing Counts" Tableau Dashboard. Please click the orange box below to be redirected.



Notes:
 Data are provisional and subject to change. Monday's COVID-19 Update includes new cases and deaths reported 12:01am Friday to 12:01am Monday. Monday's "Testing at OSPHL" numbers are also summarized from the entire weekend.
 *Total cases include both presumptive and confirmed cases. Presumptive cases are people without a positive diagnostic test who have COVID-19-like symptoms and had close contact with a laboratory confirmed case.
 †OPERA is the state of Oregon's electronic disease surveillance system for COVID-19.
 ‡Congregate settings include, but are not limited to, long-term care facilities, group homes, shelters, prisons, etc.

Contact Us
Oregon's COVID-19 Update
Daily Data Update
Case and Testing
Hospital Capacity
Emergency Department

Hospital Capacity and Usage in Oregon as reported to HOSCAP*

Overall Capacity

	Available
Available Adult ICU Beds	83
Available Adult non-ICU Beds	397
Available NICU/PICU Beds	37
Available Pediatric non-ICU Be..	53
	Total Staffed
Staffed Adult ICU Beds	666
Staffed Adult non-ICU Beds	4,403
Staffed NICU/PICU Beds	294
Staffed Pediatric non-ICU Beds	291

COVID-19 Details

	Total COVID-19 patients
All Current COVID Patients	592
Patients in ICU Beds	151
Patients on Ventilators	58
	Only COVID-19 Positive Patients
All COVID-Positive Patients	575
Positive Patients in ICU Beds	148
Positive Patients on Ventilators	58
Available Ventilators	821

Personal Protective Equipment (PPE) and additional HOSCAP information are available on Oregon's COVID-19 Response PPE webpage and Oregon's HOSCAP Update. Please click the appropriate orange box below to be redirected.
Note: Internet Explorer is not a supported browser to access the PPE link.

[Oregon PPE Information](#)

[Oregon HOSCAP Update](#)

Notes
 Data are provisional and subject to change.
 Total COVID-19 patients include any patient who has either suspected COVID-19 or a positive COVID-19 test.
 *Every hospital in Oregon is asked to submit data twice daily to Oregon's Hospital Capacity Web System (HOSCAP). Data are based on the most recent report from the hospitals, available as of 9:00am. Hospital staff are asked to enter bed capacity information, by type, as well as the number of patients with suspected or confirmed COVID-19 illness who are currently hospitalized at the time of data entry. These data may conflict with hospitalization status in Orpheus due to case reporting and investigation lags and temporary discrepancies in case classification.

Contact Us

Oregon's COVID-19 Update

Daily Data Update

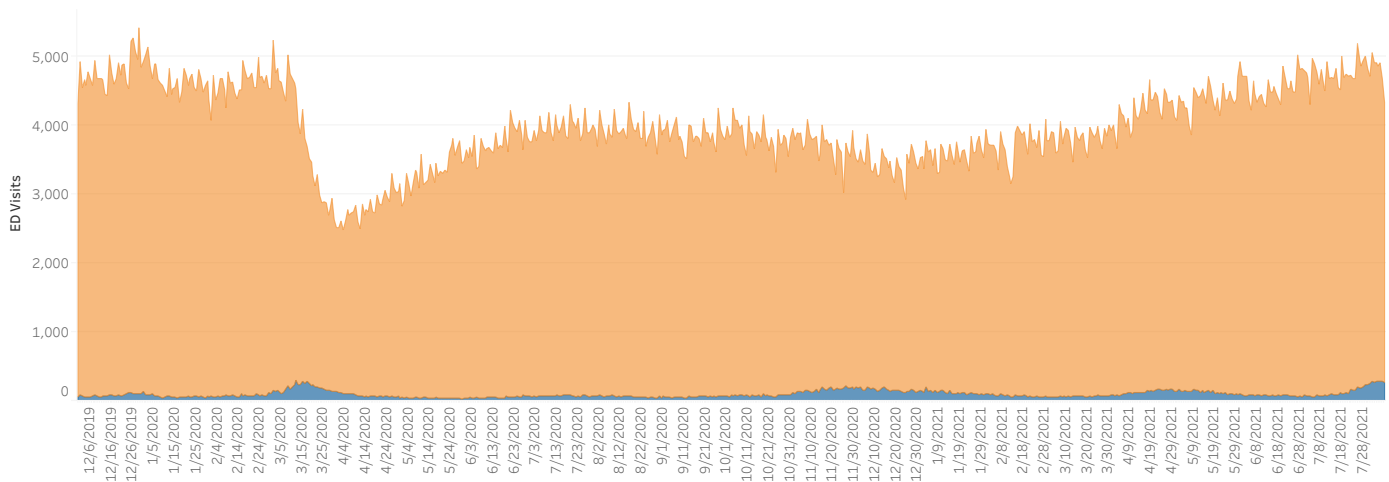
Case and Testing

Hospital Capacity

Emergency Department

Emergency Department Visits in Oregon as reported to Oregon ESSENCE*

COVID-like illness (CLI) visits make up a small proportion of all reported emergency department (ED) visits.



The % CLI figure is available on the OHA COVID-19 webpage in the "Public Health Indicators" Tableau Dashboard. Please click the orange box to the right to be redirected.

CLI % Graph

Notes

Data are provisional and subject to change.

*Oregon's Electronic Surveillance System for the Early Notification of Community-based Epidemics (ESSENCE) allows for public health to monitor what is happening in emergency departments across the state. Oregon ESSENCE receives daily reports of ED visits from all 60 non-federal hospitals in Oregon.