

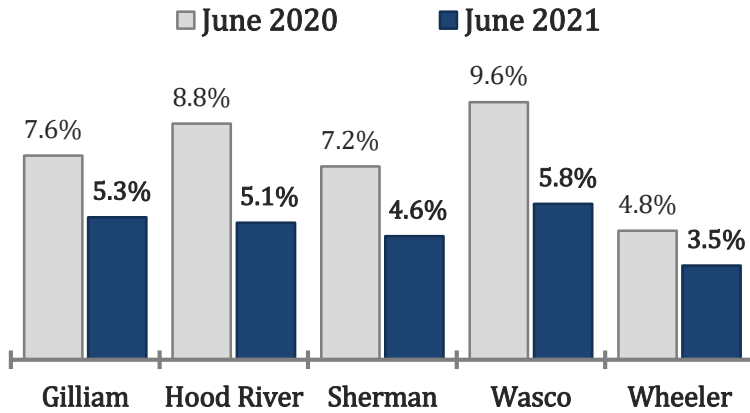


Columbia Gorge Economic Indicators

July 2021 Edition

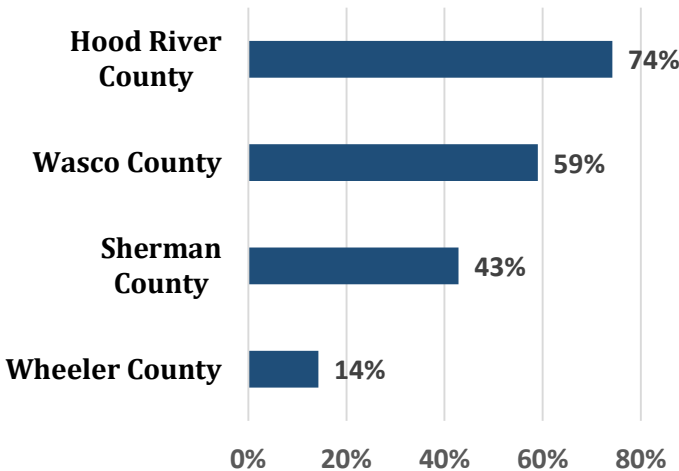
(June 2021 data)

Local Area Unemployment Rates (Seasonally adjusted)



Graph of the Month

Share of Initial Job Losses Gained Back
Source: Oregon Employment Department

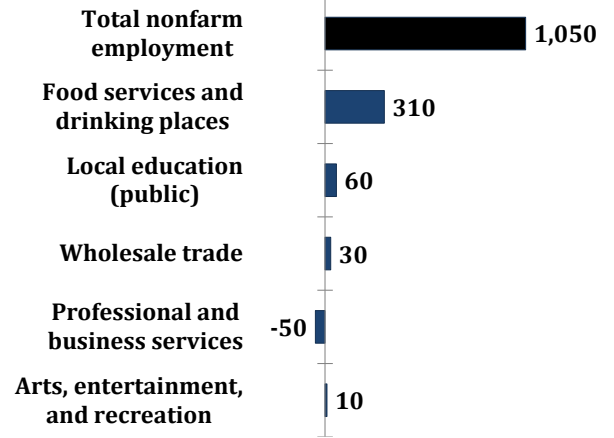


As of June 2021, we're seeing hiring activity begin to slow when compared to the last half of 2020. Employment levels have been relatively flat since March in Hood River and Wasco counties.

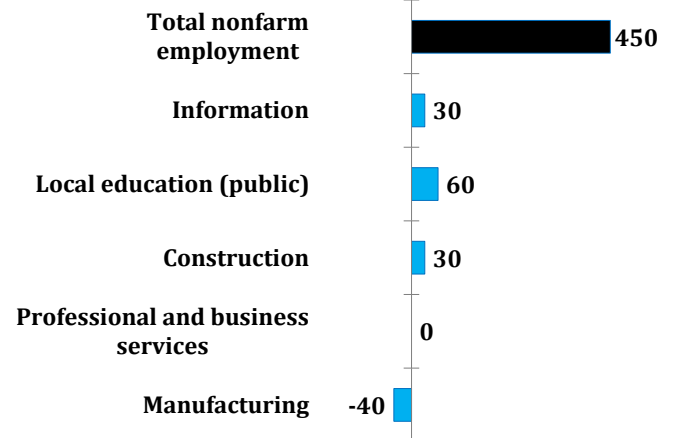
Each county has reached a different milestone in its respective economic recovery. Hood River County has gained back 74% of the jobs lost at the onset of the pandemic, while Wasco has regained 59%, Sherman has regained 43%, and Wheeler has regained only 14%.

Select Industry Gains and Losses (Over-the-year net employment change)

Hood River County



Wasco County



Largest Over-the-Year Changes

Gilliam

Total nonfarm employment (-165)
Leisure and hospitality (-10)
Local Government (+15)

Sherman

Total nonfarm employment (-35)
Leisure and hospitality (+15)
Retail trade (-15)

Wheeler

Total nonfarm employment (+5)
No significant industry changes

Want to join the distribution list?

Christian Kaylor

christian.r.kaylor@oregon.gov