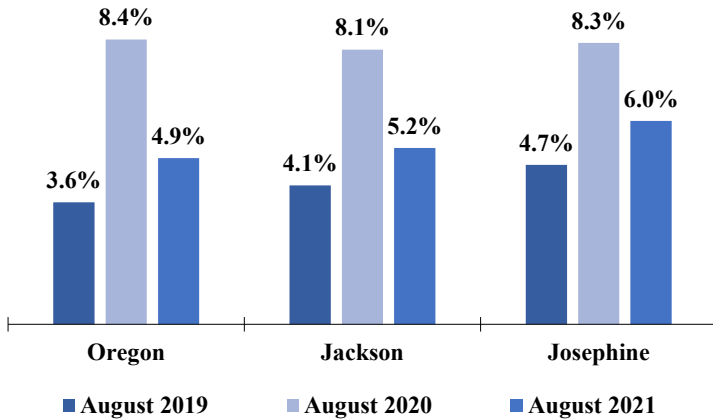


Jackson & Josephine Counties

September 2021 Edition

Statewide and Local Unemployment Rates (Seasonally adjusted)

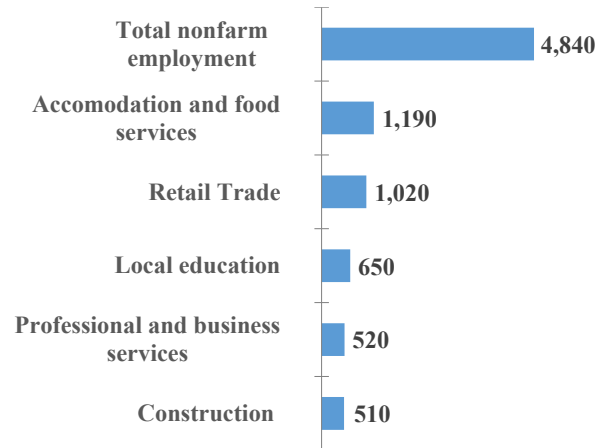
Source: Oregon Employment Department, Local Area Unemployment Statistics



Selected Industry Gains and Losses (Over-the-year net employment change)

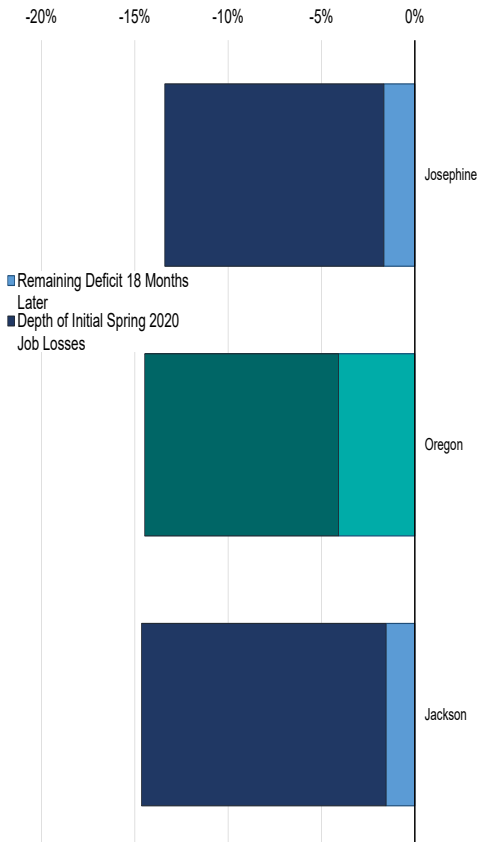
Source: Oregon Employment Department, Current Employment Estimates

Jackson County



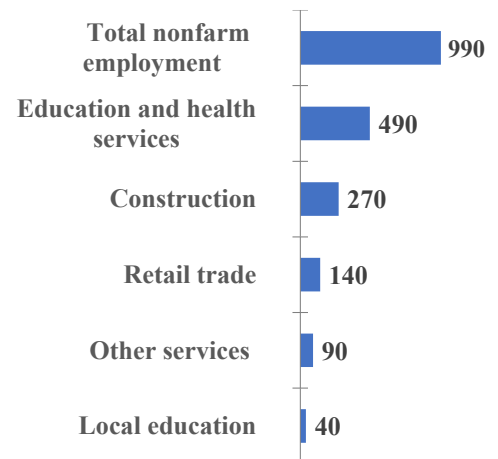
Graph of the Month Pandemic Recession Job Loss and Recovery in Oregon Seasonally Adjusted, February 2020 to August 2021

Source: Oregon Employment Department, Current Employment Statistics



Recovery from the pandemic recession is happening at different rates around the state. This graph shows the initial spring 2020 job losses in the dark bar and the share of jobs that remain to reach pre-recession employment in the lighter bar. As of August 2021, Josephine County is 1.7% below pre-pandemic employment. Jackson County is only 1.5% below the pre-pandemic employment levels. Oregon employment is still 4.1% below pre-pandemic levels.

Josephine County



Polly Farrimond, Workforce Analyst/Economist
 Jackson, Josephine, Klamath, Lake, Douglas, Coos
 and Curry Counties
polly.a.farrimond@oregon.gov 541-414-5325