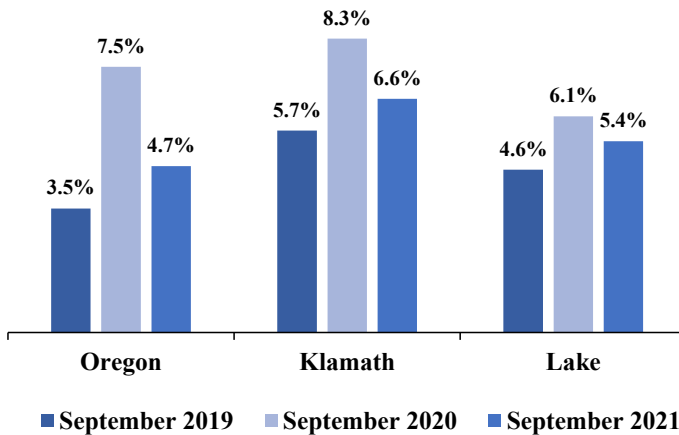


Klamath & Lake Counties

October 2021 Edition

Statewide and Local Unemployment Rates (Seasonally adjusted)

Source: Oregon Employment Department, Local Area Unemployment Statistics



Selected Industry Gains and Losses (Over-the-year net employment change)

Source: Oregon Employment Department, Current Employment Estimates

Klamath County

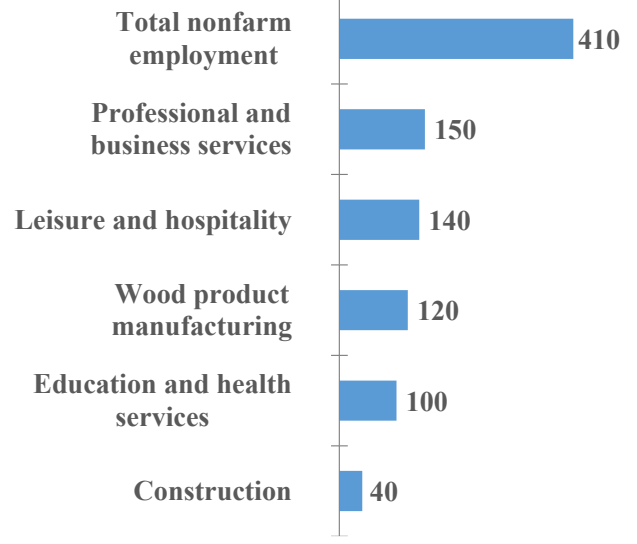
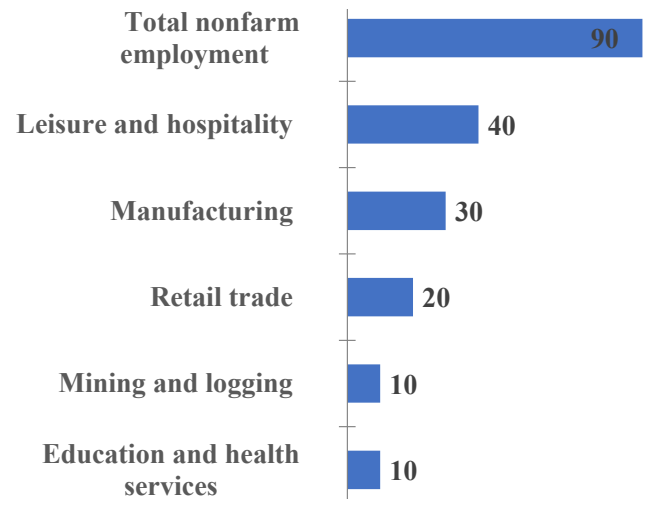


Table of the Month Oregon Job Vacancies by Industry, Summer 2021

Source: Oregon Employment Department

Industry	Vacancies
All Industries	106,951
Health care and social assistance	20,916
Leisure and hospitality	16,740
Retail trade	12,006
Manufacturing	11,966
Construction	8,526
Professional, scientific, and technical services	7,218
Other services	5,882
Management, administrative, and waste services	5,455
Financial activities	5,169
Wholesale trade	4,784
Transportation, warehousing, and utilities	3,194
Natural resources and mining	3,152
Private educational services	1,425
Information	198

Lake County



The table of the month is from an [article](#) written by Anna Johnson, Senior Economic Analyst in the Research Department of the Oregon Employment Department. The newly released quarterly job vacancy survey was just released detailing the job vacancies that industries are actively trying to fill. The total job openings increased 9% from the spring, and 131% from the summer of 2020. This was the highest number of job vacancies in Oregon since the beginning of the survey in 2013. The four industries experiencing record high vacancies were, retail trade; manufacturing; professional, scientific, and technical services; and financial activities. This article also details the vacancies by geographical area.

Polly Farrimond, Workforce Analyst/Economist
Jackson, Josephine, Klamath, Lake, Douglas, Coos and Curry Counties
polly.a.farrimond@employ.oregon.gov 541-414-5325

Follow our blog: oregonemployment.blogspot.com
Twitter: twitter.com/OED_Research
Website: qualityinfo.org