

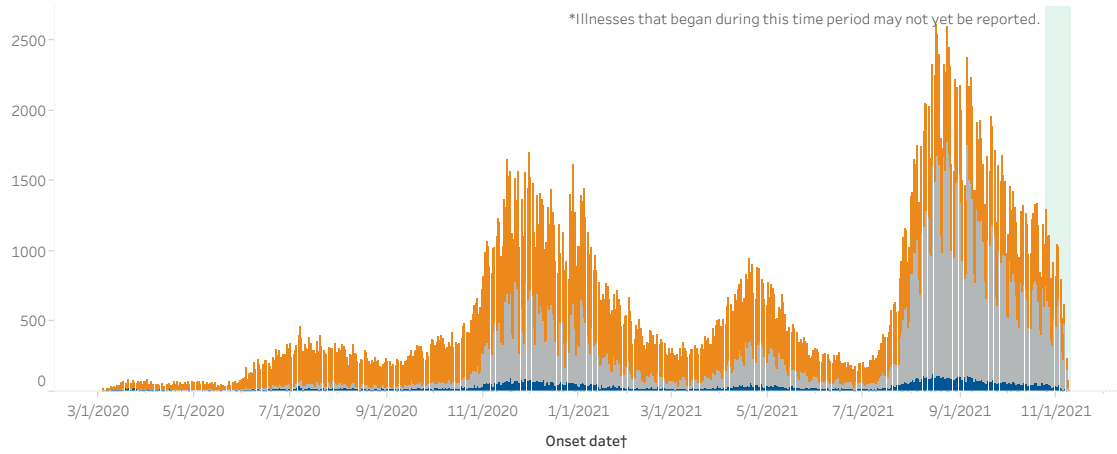
Oregon's Epi Curve **COVID-19 Testing by County** **COVID-19 Testing Over Time** Data current as of 12:01am 11/10/2021

Oregon's Epi Curve: COVID-19 cases

This chart shows the number of Oregonians who have been identified as COVID-19 cases and whether they were ever hospitalized for their illness. ‡

| Total Cases | Hospitalized | Not Hospitalized | Hospitalization Status Unknown |
|-------------|--------------|------------------|--------------------------------|
| 376,372 | 20,142 | 208,062 | 148,168 |

More on Opera, OHA's hospitalization data source



When people say we want to "flatten the curve," this is the curve they are talking about.

We want to slow the number of new cases of COVID-19 so our healthcare system isn't overwhelmed and can provide care to everyone who needs it. Vaccination is the safest and most effective way to stop the spread of COVID-19.

Please note: The light blue shaded area shows the past 17 days, and not all people who got sick during this time period have been reported yet to OHA.

Enter or drag the cursors to change the onset date range. March 4, 2020 to November 9, 2021


■ Not Hospitalized ■ Hospitalized
■ Hospitalization Status Unknown

Notes

† Cases are counted by onset date (the date the person started having symptoms). When a person with symptoms did not report their onset date or when a person without symptoms is tested, their onset date is calculated as 2 days before the specimen was collected for testing.

‡ COVID-19 cases include both confirmed and presumptive cases.

COVID-19 data are provisional and subject to change.



[Oregon's Epi Curve](#)

[COVID-19 Testing by County](#)

[COVID-19 Testing Over Time](#)

COVID-19 Testing by County

Cumulative

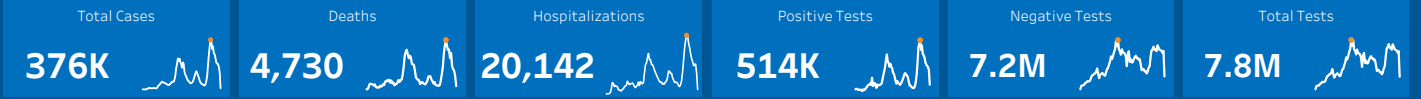
| County | Total Tests | Positive Tests | Negative Tests | Test Positivity |
|--------------------|------------------|----------------|------------------|-----------------|
| Baker | 21,053 | 2,948 | 18,105 | 14.0% |
| Benton | 220,195 | 7,826 | 212,369 | 3.6% |
| Clackamas | 761,748 | 47,426 | 714,322 | 6.2% |
| Clatsop | 55,195 | 3,638 | 51,557 | 6.6% |
| Columbia | 75,204 | 5,450 | 69,754 | 7.2% |
| Coos | 89,160 | 5,969 | 83,191 | 6.7% |
| Crook | 37,889 | 3,650 | 34,239 | 9.6% |
| Curry | 24,351 | 1,904 | 22,447 | 7.8% |
| Deschutes | 345,185 | 25,654 | 319,531 | 7.4% |
| Douglas | 148,584 | 12,575 | 136,009 | 8.5% |
| Gilliam | 2,036 | 153 | 1,883 | 7.5% |
| Grant | 11,917 | 823 | 11,094 | 6.9% |
| Harney | 8,741 | 1,187 | 7,554 | 13.6% |
| Hood River | 54,227 | 3,173 | 51,054 | 5.9% |
| Jackson | 402,472 | 34,944 | 367,528 | 8.7% |
| Jefferson | 38,921 | 4,099 | 34,822 | 10.5% |
| Josephine | 147,519 | 13,377 | 134,142 | 9.1% |
| Klamath | 91,439 | 10,020 | 81,419 | 11.0% |
| Lake | 9,813 | 1,021 | 8,792 | 10.4% |
| Lane | 821,439 | 34,894 | 786,545 | 4.2% |
| Lincoln | 71,822 | 4,782 | 67,040 | 6.7% |
| Linn | 263,882 | 20,583 | 243,299 | 7.8% |
| Malheur | 49,763 | 7,626 | 42,137 | 15.3% |
| marion | 601,259 | 55,210 | 546,049 | 9.2% |
| Morrow | 13,919 | 2,148 | 11,771 | 15.4% |
| Multnomah | 1,694,676 | 87,121 | 1,607,555 | 5.1% |
| Polk | 128,147 | 9,735 | 118,412 | 7.6% |
| Sherman | 2,602 | 198 | 2,404 | 7.6% |
| Tillamook | 29,773 | 2,201 | 27,572 | 7.4% |
| Umatilla | 118,294 | 15,875 | 102,419 | 13.4% |
| Union | 41,267 | 4,295 | 36,972 | 10.4% |
| Wallowa | 7,125 | 880 | 6,245 | 12.4% |
| Wasco | 62,240 | 3,789 | 58,451 | 6.1% |
| washington | 1,073,692 | 63,942 | 1,009,750 | 6.0% |
| Wheeler | 1,223 | 97 | 1,126 | 7.9% |
| Yamhill | 228,749 | 14,642 | 214,107 | 6.4% |
| Grand Total | 7,755,521 | 513,855 | 7,241,666 | 6.6% |

Test reports received 11/9/2021†

| County | Total Tests | Positive Tests | Negative Tests | Test Positivity |
|--------------------|---------------|----------------|----------------|-----------------|
| Baker | 50 | 6 | 44 | 12.0% |
| Benton | 180 | 12 | 168 | 6.7% |
| Clackamas | 1,870 | 145 | 1,725 | 7.8% |
| Clatsop | 101 | 14 | 87 | 13.9% |
| Columbia | 185 | 25 | 160 | 13.5% |
| Coos | 215 | 11 | 204 | 5.1% |
| Crook | 174 | 11 | 163 | 6.3% |
| Curry | 78 | 9 | 69 | 11.5% |
| Deschutes | 897 | 65 | 832 | 7.2% |
| Douglas | 355 | 36 | 319 | 10.1% |
| Gilliam | 9 | 1 | 8 | 11.1% |
| Grant | 43 | 0 | 43 | 0.0% |
| Harney | 40 | 3 | 37 | 7.5% |
| Hood River | 115 | 5 | 110 | 4.3% |
| Jackson | 762 | 61 | 701 | 8.0% |
| Jefferson | 177 | 16 | 161 | 9.0% |
| Josephine | 274 | 14 | 260 | 5.1% |
| Klamath | 320 | 42 | 278 | 13.1% |
| Lake | 35 | 4 | 31 | 11.4% |
| Lane | 1,585 | 68 | 1,517 | 4.3% |
| Lincoln | 181 | 16 | 165 | 8.8% |
| Linn | 485 | 47 | 438 | 9.7% |
| Malheur | 65 | 14 | 51 | 21.5% |
| Marion | 1,258 | 100 | 1,158 | 7.9% |
| Morrow | 20 | 4 | 16 | 20.0% |
| Multnomah | 3,874 | 187 | 3,687 | 4.8% |
| Polk | 290 | 37 | 253 | 12.8% |
| Sherman | 3 | 1 | 2 | 33.3% |
| Tillamook | 121 | 9 | 112 | 7.4% |
| Umatilla | 309 | 23 | 286 | 7.4% |
| Union | 81 | 5 | 76 | 6.2% |
| Wallowa | 30 | 0 | 30 | 0.0% |
| Wasco | 100 | 9 | 91 | 9.0% |
| Washington | 2,348 | 176 | 2,172 | 7.5% |
| Wheeler | 13 | 3 | 10 | 23.1% |
| Yamhill | 457 | 66 | 391 | 14.4% |
| Grand Total | 17,100 | 1,245 | 15,855 | 7.3% |

†Tests are counted by the date the electronic laboratory report (ELR) or other electronic test report was received by Public Health. Counts reflect individual tests and not individual persons tested.

These are data from HL7 and CSV electronic laboratory reports or the Oregon COVID-19 Reporting Portal and do not include results received via fax or eCR. Non-antibody and non-'info only' COVID results are deduplicated based on medical record number (MRN), accession number, facility and result daily.



[Oregon's Epi Curve](#)

[COVID-19 Testing by County](#)

COVID-19 Testing Over Time

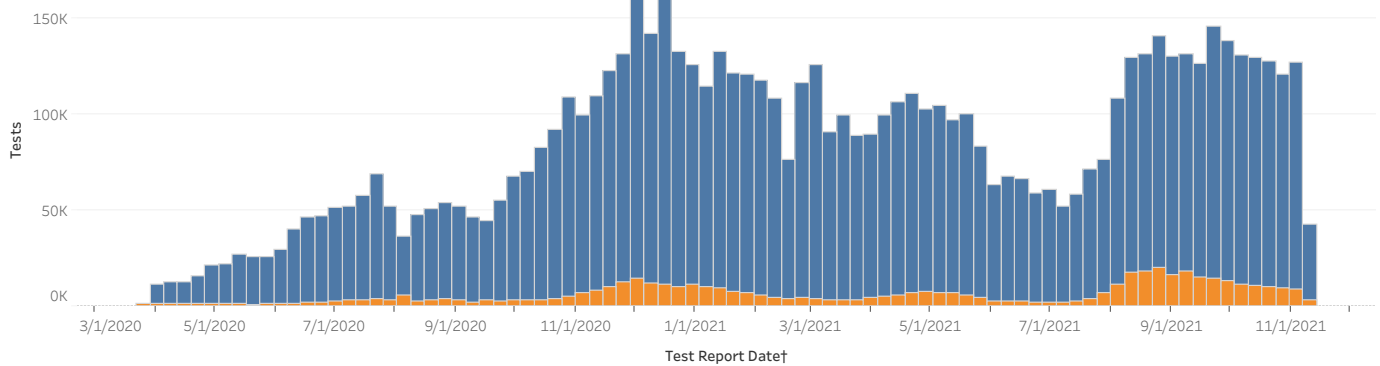
Data current as of 12:01am 11/10/2021

Oregon COVID-19 Tests Over Time

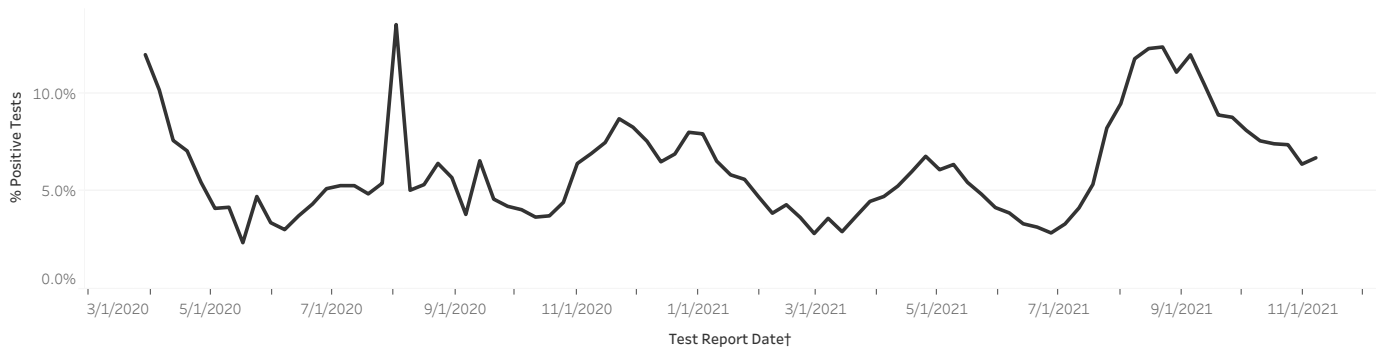
Select a county from the drop down to filter the two charts below.

County
All

Positive and Negative COVID-19 test counts over time - All



Test positivity over time - All



†Tests are counted by the date the electronic laboratory report (ELR) or other electronic test report was received by Public Health. Counts reflect individual tests and not individual persons tested.

These are data from HL7 and CSV electronic laboratory reports or the Oregon COVID-19 Reporting Portal and do not include results received via fax or eCR. Non-antibody and non-'info only' COVID results are deduplicated based on medical record number (MRN), accession number, facility and result daily.

COVID-19 data are provisional and subject to change

Oregon's Epi Curve Summary Table

| Onset Date | Case Count | Not Hospitalized | Hospitalized | Unknown Hospitalization Status |
|------------|----------------|------------------|---------------|--------------------------------|
| | 376,372 | 208,062 | 20,142 | 148,168 |
| 1/26/20 | 1 | 1 | | |
| 2/10/20 | 1 | | 1 | |
| 2/13/20 | 1 | | 1 | |
| 2/15/20 | 1 | 1 | | |
| 2/17/20 | 2 | 1 | 1 | |
| 2/18/20 | 3 | 2 | 1 | |
| 2/20/20 | 1 | 1 | | |
| 2/22/20 | 1 | | 1 | |
| 2/23/20 | 5 | 1 | 3 | 1 |
| 2/24/20 | 4 | 2 | 2 | |
| 2/25/20 | 1 | | 1 | |
| 2/26/20 | 3 | 3 | | |
| 2/27/20 | 4 | 2 | 2 | |
| 2/28/20 | 5 | 3 | 2 | |
| 2/29/20 | 4 | 3 | 1 | |
| 3/1/20 | 5 | 3 | 2 | |
| 3/2/20 | 7 | 7 | | |
| 3/3/20 | 10 | 9 | 1 | |
| 3/4/20 | 15 | 12 | 3 | |
| 3/5/20 | 10 | 7 | 3 | |
| 3/6/20 | 18 | 11 | 7 | |
| 3/7/20 | 17 | 9 | 8 | |
| 3/8/20 | 17 | 16 | 1 | |
| 3/9/20 | 32 | 21 | 11 | |
| 3/10/20 | 25 | 15 | 10 | |
| 3/11/20 | 31 | 24 | 7 | |
| 3/12/20 | 26 | 18 | 8 | |
| 3/13/20 | 44 | 32 | 12 | |
| 3/14/20 | 46 | 38 | 8 | |
| 3/15/20 | 56 | 50 | 6 | |
| 3/16/20 | 57 | 44 | 13 | |
| 3/17/20 | 64 | 48 | 15 | 1 |
| 3/18/20 | 61 | 38 | 23 | |
| 3/19/20 | 53 | 40 | 13 | |
| 3/20/20 | 86 | 59 | 27 | |
| 3/21/20 | 57 | 43 | 13 | 1 |
| 3/22/20 | 57 | 36 | 21 | |
| 3/23/20 | 80 | 54 | 26 | |
| 3/24/20 | 71 | 48 | 23 | |
| 3/25/20 | 63 | 46 | 17 | |
| 3/26/20 | 65 | 55 | 9 | 1 |
| 3/27/20 | 56 | 44 | 12 | |
| 3/28/20 | 64 | 48 | 14 | 2 |
| 3/29/20 | 50 | 38 | 12 | |
| 3/30/20 | 71 | 63 | 8 | |
| 3/31/20 | 67 | 49 | 17 | 1 |
| 4/1/20 | 84 | 57 | 25 | 2 |
| 4/2/20 | 54 | 44 | 10 | |
| 4/3/20 | 64 | 43 | 19 | 2 |
| 4/4/20 | 47 | 36 | 11 | |
| 4/5/20 | 49 | 38 | 11 | |
| 4/6/20 | 55 | 49 | 6 | |
| 4/7/20 | 50 | 37 | 13 | |
| 4/8/20 | 50 | 39 | 11 | |
| 4/9/20 | 45 | 32 | 13 | |
| 4/10/20 | 60 | 46 | 13 | 1 |
| 4/11/20 | 32 | 23 | 9 | |
| 4/12/20 | 37 | 28 | 9 | |
| 4/13/20 | 49 | 39 | 10 | |
| 4/14/20 | 49 | 39 | 8 | 2 |

Oregon's Epi Curve Summary Table

| | Case Count | Not Hospitalized | Hospitalized | Unknown Hospitalization Status |
|---------|------------|------------------|--------------|--------------------------------|
| 4/15/20 | 62 | 46 | 16 | |
| 4/16/20 | 45 | 37 | 8 | |
| 4/17/20 | 49 | 38 | 10 | 1 |
| 4/18/20 | 64 | 57 | 5 | 2 |
| 4/19/20 | 52 | 38 | 12 | 2 |
| 4/20/20 | 64 | 52 | 11 | 1 |
| 4/21/20 | 42 | 39 | 2 | 1 |
| 4/22/20 | 58 | 51 | 6 | 1 |
| 4/23/20 | 51 | 44 | 7 | |
| 4/24/20 | 54 | 44 | 9 | 1 |
| 4/25/20 | 57 | 51 | 4 | 2 |
| 4/26/20 | 54 | 47 | 6 | 1 |
| 4/27/20 | 65 | 47 | 14 | 4 |
| 4/28/20 | 49 | 44 | 5 | |
| 4/29/20 | 72 | 60 | 8 | 4 |
| 4/30/20 | 58 | 45 | 13 | |
| 5/1/20 | 57 | 50 | 6 | 1 |
| 5/2/20 | 59 | 47 | 6 | 6 |
| 5/3/20 | 67 | 58 | 6 | 3 |
| 5/4/20 | 71 | 60 | 4 | 7 |
| 5/5/20 | 54 | 46 | 2 | 6 |
| 5/6/20 | 67 | 52 | 6 | 9 |
| 5/7/20 | 49 | 42 | 5 | 2 |
| 5/8/20 | 53 | 51 | 1 | 1 |
| 5/9/20 | 60 | 52 | 7 | 1 |
| 5/10/20 | 55 | 36 | 12 | 7 |
| 5/11/20 | 62 | 48 | 10 | 4 |
| 5/12/20 | 56 | 49 | 5 | 2 |
| 5/13/20 | 55 | 49 | 6 | |
| 5/14/20 | 56 | 52 | 2 | 2 |
| 5/15/20 | 28 | 27 | 1 | |
| 5/16/20 | 41 | 35 | 1 | 5 |
| 5/17/20 | 33 | 29 | 3 | 1 |
| 5/18/20 | 50 | 43 | 7 | |
| 5/19/20 | 41 | 32 | 6 | 3 |
| 5/20/20 | 36 | 28 | 7 | 1 |
| 5/21/20 | 36 | 27 | 8 | 1 |
| 5/22/20 | 40 | 32 | 5 | 3 |
| 5/23/20 | 64 | 46 | 3 | 15 |
| 5/24/20 | 41 | 25 | 8 | 8 |
| 5/25/20 | 58 | 52 | 4 | 2 |
| 5/26/20 | 47 | 40 | 6 | 1 |
| 5/27/20 | 64 | 59 | 5 | |
| 5/28/20 | 58 | 45 | 7 | 6 |
| 5/29/20 | 63 | 51 | 9 | 3 |
| 5/30/20 | 76 | 63 | 6 | 7 |
| 5/31/20 | 83 | 80 | 3 | |
| 6/1/20 | 92 | 79 | 5 | 8 |
| 6/2/20 | 105 | 91 | 6 | 8 |
| 6/3/20 | 168 | 134 | 9 | 25 |
| 6/4/20 | 84 | 70 | 10 | 4 |
| 6/5/20 | 126 | 110 | 8 | 8 |
| 6/6/20 | 140 | 123 | 7 | 10 |
| 6/7/20 | 124 | 101 | 14 | 9 |
| 6/8/20 | 204 | 173 | 18 | 13 |
| 6/9/20 | 157 | 143 | 5 | 9 |
| 6/10/20 | 233 | 204 | 15 | 14 |
| 6/11/20 | 195 | 172 | 16 | 7 |
| 6/12/20 | 155 | 134 | 14 | 7 |
| 6/13/20 | 195 | 171 | 11 | 13 |
| 6/14/20 | 179 | 153 | 7 | 19 |

Oregon's Epi Curve Summary Table

| | Case Count | Not Hospitalized | Hospitalized | Unknown Hospitalization Status |
|---------|------------|------------------|--------------|--------------------------------|
| 6/15/20 | 218 | 185 | 13 | 20 |
| 6/16/20 | 219 | 190 | 10 | 19 |
| 6/17/20 | 193 | 162 | 15 | 16 |
| 6/18/20 | 177 | 140 | 21 | 16 |
| 6/19/20 | 153 | 136 | 11 | 6 |
| 6/20/20 | 235 | 193 | 20 | 22 |
| 6/21/20 | 222 | 179 | 17 | 26 |
| 6/22/20 | 299 | 258 | 15 | 26 |
| 6/23/20 | 253 | 217 | 18 | 18 |
| 6/24/20 | 286 | 232 | 23 | 31 |
| 6/25/20 | 243 | 209 | 18 | 16 |
| 6/26/20 | 267 | 231 | 21 | 15 |
| 6/27/20 | 267 | 222 | 18 | 27 |
| 6/28/20 | 265 | 220 | 16 | 29 |
| 6/29/20 | 336 | 296 | 12 | 28 |
| 6/30/20 | 306 | 252 | 18 | 36 |
| 7/1/20 | 340 | 299 | 18 | 23 |
| 7/2/20 | 238 | 219 | 10 | 9 |
| 7/3/20 | 263 | 230 | 18 | 15 |
| 7/4/20 | 294 | 244 | 15 | 35 |
| 7/5/20 | 321 | 262 | 24 | 35 |
| 7/6/20 | 405 | 337 | 30 | 38 |
| 7/7/20 | 461 | 388 | 32 | 41 |
| 7/8/20 | 376 | 302 | 22 | 52 |
| 7/9/20 | 283 | 248 | 10 | 25 |
| 7/10/20 | 334 | 304 | 21 | 9 |
| 7/11/20 | 303 | 240 | 20 | 43 |
| 7/12/20 | 298 | 244 | 18 | 36 |
| 7/13/20 | 387 | 332 | 22 | 33 |
| 7/14/20 | 344 | 291 | 19 | 34 |
| 7/15/20 | 294 | 244 | 18 | 32 |
| 7/16/20 | 288 | 243 | 19 | 26 |
| 7/17/20 | 269 | 231 | 20 | 18 |
| 7/18/20 | 362 | 298 | 20 | 44 |
| 7/19/20 | 283 | 238 | 11 | 34 |
| 7/20/20 | 401 | 338 | 18 | 45 |
| 7/21/20 | 321 | 251 | 21 | 49 |
| 7/22/20 | 292 | 235 | 22 | 35 |
| 7/23/20 | 271 | 238 | 12 | 21 |
| 7/24/20 | 265 | 227 | 14 | 24 |
| 7/25/20 | 315 | 251 | 24 | 40 |
| 7/26/20 | 310 | 249 | 14 | 47 |
| 7/27/20 | 307 | 269 | 13 | 25 |
| 7/28/20 | 308 | 234 | 27 | 47 |
| 7/29/20 | 338 | 269 | 21 | 48 |
| 7/30/20 | 277 | 229 | 18 | 30 |
| 7/31/20 | 269 | 224 | 18 | 27 |
| 8/1/20 | 310 | 253 | 20 | 37 |
| 8/2/20 | 288 | 232 | 24 | 32 |
| 8/3/20 | 337 | 291 | 19 | 27 |
| 8/4/20 | 313 | 259 | 22 | 32 |
| 8/5/20 | 299 | 247 | 24 | 28 |
| 8/6/20 | 242 | 208 | 16 | 18 |
| 8/7/20 | 189 | 161 | 14 | 14 |
| 8/8/20 | 267 | 226 | 14 | 27 |
| 8/9/20 | 257 | 202 | 14 | 41 |
| 8/10/20 | 335 | 277 | 22 | 36 |
| 8/11/20 | 272 | 216 | 15 | 41 |
| 8/12/20 | 263 | 230 | 14 | 19 |
| 8/13/20 | 212 | 182 | 14 | 16 |
| 8/14/20 | 195 | 176 | 10 | 9 |

Oregon's Epi Curve Summary Table

| | Case Count | Not Hospitalized | Hospitalized | Unknown Hospitalization Status |
|----------|------------|------------------|--------------|--------------------------------|
| 8/15/20 | 229 | 165 | 22 | 42 |
| 8/16/20 | 224 | 170 | 15 | 39 |
| 8/17/20 | 290 | 246 | 17 | 27 |
| 8/18/20 | 273 | 223 | 24 | 26 |
| 8/19/20 | 229 | 189 | 12 | 28 |
| 8/20/20 | 216 | 180 | 14 | 22 |
| 8/21/20 | 193 | 165 | 9 | 19 |
| 8/22/20 | 221 | 192 | 13 | 16 |
| 8/23/20 | 206 | 166 | 11 | 29 |
| 8/24/20 | 239 | 195 | 16 | 28 |
| 8/25/20 | 211 | 168 | 15 | 28 |
| 8/26/20 | 224 | 195 | 11 | 18 |
| 8/27/20 | 181 | 153 | 9 | 19 |
| 8/28/20 | 170 | 137 | 23 | 10 |
| 8/29/20 | 185 | 146 | 13 | 26 |
| 8/30/20 | 205 | 178 | 7 | 20 |
| 8/31/20 | 231 | 185 | 15 | 31 |
| 9/1/20 | 215 | 179 | 15 | 21 |
| 9/2/20 | 213 | 175 | 19 | 19 |
| 9/3/20 | 166 | 136 | 14 | 16 |
| 9/4/20 | 183 | 159 | 14 | 10 |
| 9/5/20 | 185 | 143 | 13 | 29 |
| 9/6/20 | 187 | 151 | 14 | 22 |
| 9/7/20 | 228 | 167 | 12 | 49 |
| 9/8/20 | 220 | 175 | 15 | 30 |
| 9/9/20 | 212 | 170 | 19 | 23 |
| 9/10/20 | 181 | 149 | 9 | 23 |
| 9/11/20 | 184 | 159 | 15 | 10 |
| 9/12/20 | 217 | 171 | 21 | 25 |
| 9/13/20 | 225 | 181 | 17 | 27 |
| 9/14/20 | 247 | 203 | 21 | 23 |
| 9/15/20 | 257 | 218 | 12 | 27 |
| 9/16/20 | 286 | 207 | 23 | 56 |
| 9/17/20 | 245 | 196 | 20 | 29 |
| 9/18/20 | 281 | 239 | 19 | 23 |
| 9/19/20 | 289 | 242 | 13 | 34 |
| 9/20/20 | 323 | 265 | 24 | 34 |
| 9/21/20 | 318 | 265 | 23 | 30 |
| 9/22/20 | 322 | 256 | 16 | 50 |
| 9/23/20 | 282 | 245 | 14 | 23 |
| 9/24/20 | 230 | 181 | 22 | 27 |
| 9/25/20 | 223 | 177 | 15 | 31 |
| 9/26/20 | 278 | 214 | 19 | 45 |
| 9/27/20 | 249 | 196 | 22 | 31 |
| 9/28/20 | 332 | 269 | 20 | 43 |
| 9/29/20 | 367 | 284 | 18 | 65 |
| 9/30/20 | 371 | 299 | 12 | 60 |
| 10/1/20 | 326 | 271 | 28 | 27 |
| 10/2/20 | 350 | 296 | 24 | 30 |
| 10/3/20 | 390 | 314 | 26 | 50 |
| 10/4/20 | 364 | 292 | 20 | 52 |
| 10/5/20 | 401 | 339 | 17 | 45 |
| 10/6/20 | 376 | 306 | 24 | 46 |
| 10/7/20 | 336 | 276 | 18 | 42 |
| 10/8/20 | 301 | 246 | 24 | 31 |
| 10/9/20 | 316 | 254 | 21 | 41 |
| 10/10/20 | 346 | 263 | 25 | 58 |
| 10/11/20 | 312 | 265 | 16 | 31 |
| 10/12/20 | 421 | 353 | 24 | 44 |
| 10/13/20 | 318 | 252 | 13 | 53 |
| 10/14/20 | 354 | 290 | 21 | 43 |

Oregon's Epi Curve Summary Table

| | Case Count | Not Hospitalized | Hospitalized | Unknown Hospitalization Status |
|----------|------------|------------------|--------------|--------------------------------|
| 10/15/20 | 296 | 236 | 26 | 34 |
| 10/16/20 | 336 | 280 | 16 | 40 |
| 10/17/20 | 341 | 274 | 17 | 50 |
| 10/18/20 | 379 | 298 | 30 | 51 |
| 10/19/20 | 464 | 372 | 28 | 64 |
| 10/20/20 | 484 | 382 | 31 | 71 |
| 10/21/20 | 418 | 344 | 13 | 61 |
| 10/22/20 | 414 | 337 | 23 | 54 |
| 10/23/20 | 412 | 328 | 27 | 57 |
| 10/24/20 | 506 | 385 | 22 | 99 |
| 10/25/20 | 550 | 406 | 23 | 121 |
| 10/26/20 | 617 | 474 | 43 | 100 |
| 10/27/20 | 622 | 485 | 24 | 113 |
| 10/28/20 | 660 | 479 | 41 | 140 |
| 10/29/20 | 542 | 423 | 29 | 90 |
| 10/30/20 | 596 | 461 | 27 | 108 |
| 10/31/20 | 723 | 450 | 31 | 242 |
| 11/1/20 | 817 | 551 | 53 | 213 |
| 11/2/20 | 994 | 674 | 50 | 270 |
| 11/3/20 | 1,066 | 723 | 56 | 287 |
| 11/4/20 | 1,036 | 676 | 50 | 310 |
| 11/5/20 | 891 | 592 | 58 | 241 |
| 11/6/20 | 837 | 584 | 52 | 201 |
| 11/7/20 | 1,019 | 594 | 38 | 387 |
| 11/8/20 | 1,021 | 533 | 62 | 426 |
| 11/9/20 | 1,104 | 674 | 48 | 382 |
| 11/10/20 | 1,230 | 737 | 70 | 423 |
| 11/11/20 | 1,200 | 716 | 67 | 417 |
| 11/12/20 | 958 | 613 | 42 | 303 |
| 11/13/20 | 1,030 | 695 | 61 | 274 |
| 11/14/20 | 1,367 | 696 | 68 | 603 |
| 11/15/20 | 1,302 | 674 | 67 | 561 |
| 11/16/20 | 1,643 | 956 | 76 | 611 |
| 11/17/20 | 1,526 | 901 | 64 | 561 |
| 11/18/20 | 1,560 | 869 | 97 | 594 |
| 11/19/20 | 1,128 | 725 | 54 | 349 |
| 11/20/20 | 1,086 | 710 | 63 | 313 |
| 11/21/20 | 1,512 | 732 | 75 | 705 |
| 11/22/20 | 1,354 | 632 | 75 | 647 |
| 11/23/20 | 1,561 | 834 | 85 | 642 |
| 11/24/20 | 1,027 | 765 | 61 | 201 |
| 11/25/20 | 1,361 | 775 | 79 | 507 |
| 11/26/20 | 1,012 | 590 | 71 | 351 |
| 11/27/20 | 1,097 | 765 | 86 | 246 |
| 11/28/20 | 1,555 | 790 | 88 | 677 |
| 11/29/20 | 1,438 | 787 | 77 | 574 |
| 11/30/20 | 1,702 | 998 | 77 | 627 |
| 12/1/20 | 1,520 | 806 | 80 | 634 |
| 12/2/20 | 1,480 | 805 | 71 | 604 |
| 12/3/20 | 1,139 | 691 | 66 | 382 |
| 12/4/20 | 1,023 | 693 | 67 | 263 |
| 12/5/20 | 1,390 | 700 | 77 | 613 |
| 12/6/20 | 1,185 | 640 | 68 | 477 |
| 12/7/20 | 1,405 | 801 | 70 | 534 |
| 12/8/20 | 1,363 | 798 | 65 | 500 |
| 12/9/20 | 1,321 | 819 | 76 | 426 |
| 12/10/20 | 1,003 | 651 | 45 | 307 |
| 12/11/20 | 1,057 | 702 | 59 | 296 |
| 12/12/20 | 1,303 | 700 | 69 | 534 |
| 12/13/20 | 1,184 | 603 | 45 | 536 |
| 12/14/20 | 1,436 | 819 | 68 | 549 |

Oregon's Epi Curve Summary Table

| | Case Count | Not Hospitalized | Hospitalized | Unknown Hospitalization Status |
|----------|------------|------------------|--------------|--------------------------------|
| 12/15/20 | 1,268 | 719 | 65 | 484 |
| 12/16/20 | 1,180 | 675 | 59 | 446 |
| 12/17/20 | 921 | 573 | 44 | 304 |
| 12/18/20 | 835 | 590 | 44 | 201 |
| 12/19/20 | 1,188 | 609 | 55 | 524 |
| 12/20/20 | 981 | 496 | 65 | 420 |
| 12/21/20 | 1,135 | 642 | 55 | 438 |
| 12/22/20 | 866 | 528 | 44 | 294 |
| 12/23/20 | 692 | 518 | 45 | 129 |
| 12/24/20 | 924 | 581 | 64 | 279 |
| 12/25/20 | 795 | 524 | 60 | 211 |
| 12/26/20 | 1,400 | 796 | 69 | 535 |
| 12/27/20 | 1,282 | 734 | 58 | 490 |
| 12/28/20 | 1,616 | 992 | 62 | 562 |
| 12/29/20 | 1,269 | 823 | 55 | 391 |
| 12/30/20 | 885 | 640 | 52 | 193 |
| 12/31/20 | 1,036 | 705 | 38 | 293 |
| 1/1/21 | 1,029 | 712 | 38 | 279 |
| 1/2/21 | 1,391 | 740 | 54 | 597 |
| 1/3/21 | 1,345 | 731 | 57 | 557 |
| 1/4/21 | 1,443 | 925 | 47 | 471 |
| 1/5/21 | 1,238 | 751 | 41 | 446 |
| 1/6/21 | 1,128 | 732 | 40 | 356 |
| 1/7/21 | 974 | 639 | 42 | 293 |
| 1/8/21 | 846 | 580 | 50 | 216 |
| 1/9/21 | 1,027 | 575 | 52 | 400 |
| 1/10/21 | 859 | 533 | 45 | 281 |
| 1/11/21 | 967 | 632 | 40 | 295 |
| 1/12/21 | 860 | 506 | 50 | 304 |
| 1/13/21 | 779 | 523 | 34 | 222 |
| 1/14/21 | 640 | 459 | 18 | 163 |
| 1/15/21 | 652 | 459 | 46 | 147 |
| 1/16/21 | 687 | 451 | 28 | 208 |
| 1/17/21 | 655 | 407 | 26 | 222 |
| 1/18/21 | 769 | 496 | 29 | 244 |
| 1/19/21 | 745 | 484 | 37 | 224 |
| 1/20/21 | 660 | 465 | 33 | 162 |
| 1/21/21 | 548 | 400 | 27 | 121 |
| 1/22/21 | 571 | 437 | 42 | 92 |
| 1/23/21 | 688 | 439 | 42 | 207 |
| 1/24/21 | 578 | 391 | 31 | 156 |
| 1/25/21 | 716 | 497 | 28 | 191 |
| 1/26/21 | 653 | 447 | 36 | 170 |
| 1/27/21 | 618 | 422 | 37 | 159 |
| 1/28/21 | 462 | 348 | 23 | 91 |
| 1/29/21 | 475 | 354 | 29 | 92 |
| 1/30/21 | 537 | 345 | 26 | 166 |
| 1/31/21 | 538 | 367 | 20 | 151 |
| 2/1/21 | 664 | 451 | 35 | 178 |
| 2/2/21 | 569 | 426 | 20 | 123 |
| 2/3/21 | 493 | 377 | 29 | 87 |
| 2/4/21 | 337 | 254 | 17 | 66 |
| 2/5/21 | 367 | 277 | 16 | 74 |
| 2/6/21 | 473 | 317 | 33 | 123 |
| 2/7/21 | 442 | 290 | 29 | 123 |
| 2/8/21 | 514 | 363 | 20 | 131 |
| 2/9/21 | 442 | 308 | 20 | 114 |
| 2/10/21 | 389 | 311 | 19 | 59 |
| 2/11/21 | 322 | 265 | 20 | 37 |
| 2/12/21 | 300 | 235 | 15 | 50 |
| 2/13/21 | 346 | 236 | 27 | 83 |

Oregon's Epi Curve Summary Table

| | Case Count | Not Hospitalized | Hospitalized | Unknown Hospitalization Status |
|---------|------------|------------------|--------------|--------------------------------|
| 2/14/21 | 340 | 238 | 19 | 83 |
| 2/15/21 | 438 | 310 | 22 | 106 |
| 2/16/21 | 426 | 291 | 34 | 101 |
| 2/17/21 | 400 | 291 | 20 | 89 |
| 2/18/21 | 336 | 265 | 18 | 53 |
| 2/19/21 | 309 | 249 | 16 | 44 |
| 2/20/21 | 398 | 265 | 31 | 102 |
| 2/21/21 | 333 | 228 | 17 | 88 |
| 2/22/21 | 370 | 269 | 21 | 80 |
| 2/23/21 | 347 | 246 | 25 | 76 |
| 2/24/21 | 339 | 255 | 26 | 58 |
| 2/25/21 | 261 | 191 | 18 | 52 |
| 2/26/21 | 252 | 202 | 16 | 34 |
| 2/27/21 | 303 | 226 | 14 | 63 |
| 2/28/21 | 271 | 198 | 15 | 58 |
| 3/1/21 | 310 | 232 | 25 | 53 |
| 3/2/21 | 272 | 192 | 21 | 59 |
| 3/3/21 | 257 | 198 | 12 | 47 |
| 3/4/21 | 261 | 188 | 21 | 52 |
| 3/5/21 | 223 | 186 | 16 | 21 |
| 3/6/21 | 303 | 216 | 20 | 67 |
| 3/7/21 | 249 | 175 | 21 | 53 |
| 3/8/21 | 347 | 245 | 18 | 84 |
| 3/9/21 | 308 | 218 | 13 | 77 |
| 3/10/21 | 282 | 207 | 20 | 55 |
| 3/11/21 | 239 | 203 | 8 | 28 |
| 3/12/21 | 266 | 220 | 15 | 31 |
| 3/13/21 | 298 | 222 | 17 | 59 |
| 3/14/21 | 301 | 219 | 23 | 59 |
| 3/15/21 | 325 | 239 | 18 | 68 |
| 3/16/21 | 309 | 220 | 20 | 69 |
| 3/17/21 | 308 | 226 | 19 | 63 |
| 3/18/21 | 266 | 210 | 19 | 37 |
| 3/19/21 | 307 | 245 | 19 | 43 |
| 3/20/21 | 336 | 243 | 22 | 71 |
| 3/21/21 | 302 | 221 | 18 | 63 |
| 3/22/21 | 390 | 275 | 28 | 87 |
| 3/23/21 | 355 | 265 | 20 | 70 |
| 3/24/21 | 375 | 281 | 13 | 81 |
| 3/25/21 | 336 | 253 | 18 | 65 |
| 3/26/21 | 335 | 260 | 17 | 58 |
| 3/27/21 | 443 | 313 | 26 | 104 |
| 3/28/21 | 395 | 272 | 18 | 105 |
| 3/29/21 | 467 | 315 | 22 | 130 |
| 3/30/21 | 503 | 352 | 30 | 121 |
| 3/31/21 | 513 | 369 | 26 | 118 |
| 4/1/21 | 459 | 328 | 25 | 106 |
| 4/2/21 | 381 | 292 | 17 | 72 |
| 4/3/21 | 508 | 347 | 22 | 139 |
| 4/4/21 | 475 | 334 | 20 | 121 |
| 4/5/21 | 604 | 417 | 32 | 155 |
| 4/6/21 | 669 | 455 | 33 | 181 |
| 4/7/21 | 616 | 442 | 26 | 148 |
| 4/8/21 | 543 | 411 | 29 | 103 |
| 4/9/21 | 570 | 415 | 36 | 119 |
| 4/10/21 | 687 | 453 | 38 | 196 |
| 4/11/21 | 645 | 426 | 35 | 184 |
| 4/12/21 | 726 | 497 | 31 | 198 |
| 4/13/21 | 763 | 473 | 40 | 250 |
| 4/14/21 | 790 | 545 | 30 | 215 |
| 4/15/21 | 632 | 430 | 43 | 159 |

Oregon's Epi Curve Summary Table

| | Case Count | Not Hospitalized | Hospitalized | Unknown Hospitalization Status |
|---------|------------|------------------|--------------|--------------------------------|
| 4/16/21 | 660 | 480 | 35 | 145 |
| 4/17/21 | 828 | 477 | 38 | 313 |
| 4/18/21 | 795 | 486 | 44 | 265 |
| 4/19/21 | 946 | 597 | 32 | 317 |
| 4/20/21 | 849 | 492 | 62 | 295 |
| 4/21/21 | 902 | 575 | 46 | 281 |
| 4/22/21 | 700 | 466 | 34 | 200 |
| 4/23/21 | 660 | 452 | 45 | 163 |
| 4/24/21 | 882 | 505 | 51 | 326 |
| 4/25/21 | 808 | 471 | 45 | 292 |
| 4/26/21 | 873 | 532 | 36 | 305 |
| 4/27/21 | 794 | 449 | 53 | 292 |
| 4/28/21 | 772 | 469 | 37 | 266 |
| 4/29/21 | 660 | 415 | 27 | 218 |
| 4/30/21 | 615 | 407 | 36 | 172 |
| 5/1/21 | 777 | 419 | 48 | 310 |
| 5/2/21 | 663 | 398 | 32 | 233 |
| 5/3/21 | 761 | 455 | 45 | 261 |
| 5/4/21 | 734 | 436 | 30 | 268 |
| 5/5/21 | 690 | 443 | 45 | 202 |
| 5/6/21 | 514 | 346 | 42 | 126 |
| 5/7/21 | 522 | 360 | 38 | 124 |
| 5/8/21 | 594 | 321 | 34 | 239 |
| 5/9/21 | 577 | 348 | 32 | 197 |
| 5/10/21 | 692 | 427 | 40 | 225 |
| 5/11/21 | 629 | 397 | 31 | 201 |
| 5/12/21 | 547 | 361 | 28 | 158 |
| 5/13/21 | 424 | 279 | 29 | 116 |
| 5/14/21 | 421 | 313 | 20 | 88 |
| 5/15/21 | 452 | 283 | 33 | 136 |
| 5/16/21 | 415 | 262 | 33 | 120 |
| 5/17/21 | 479 | 320 | 35 | 124 |
| 5/18/21 | 456 | 300 | 28 | 128 |
| 5/19/21 | 417 | 282 | 23 | 112 |
| 5/20/21 | 344 | 244 | 29 | 71 |
| 5/21/21 | 352 | 268 | 24 | 60 |
| 5/22/21 | 369 | 230 | 21 | 118 |
| 5/23/21 | 338 | 211 | 15 | 112 |
| 5/24/21 | 382 | 257 | 16 | 109 |
| 5/25/21 | 361 | 218 | 25 | 118 |
| 5/26/21 | 339 | 226 | 24 | 89 |
| 5/27/21 | 260 | 195 | 20 | 45 |
| 5/28/21 | 243 | 173 | 22 | 48 |
| 5/29/21 | 244 | 171 | 25 | 48 |
| 5/30/21 | 290 | 176 | 22 | 92 |
| 5/31/21 | 307 | 202 | 25 | 80 |
| 6/1/21 | 302 | 200 | 22 | 80 |
| 6/2/21 | 269 | 172 | 20 | 77 |
| 6/3/21 | 210 | 148 | 15 | 47 |
| 6/4/21 | 208 | 137 | 20 | 51 |
| 6/5/21 | 264 | 174 | 19 | 71 |
| 6/6/21 | 191 | 126 | 20 | 45 |
| 6/7/21 | 277 | 198 | 15 | 64 |
| 6/8/21 | 262 | 176 | 23 | 63 |
| 6/9/21 | 227 | 160 | 13 | 54 |
| 6/10/21 | 214 | 160 | 12 | 42 |
| 6/11/21 | 200 | 146 | 19 | 35 |
| 6/12/21 | 256 | 186 | 19 | 51 |
| 6/13/21 | 225 | 143 | 27 | 55 |
| 6/14/21 | 258 | 176 | 17 | 65 |
| 6/15/21 | 272 | 175 | 29 | 68 |

Oregon's Epi Curve Summary Table

| | Case Count | Not Hospitalized | Hospitalized | Unknown Hospitalization Status |
|---------|------------|------------------|--------------|--------------------------------|
| 6/16/21 | 212 | 158 | 9 | 45 |
| 6/17/21 | 197 | 142 | 23 | 32 |
| 6/18/21 | 193 | 151 | 20 | 22 |
| 6/19/21 | 206 | 142 | 21 | 43 |
| 6/20/21 | 173 | 115 | 14 | 44 |
| 6/21/21 | 203 | 132 | 20 | 51 |
| 6/22/21 | 191 | 119 | 21 | 51 |
| 6/23/21 | 191 | 124 | 18 | 49 |
| 6/24/21 | 152 | 109 | 17 | 26 |
| 6/25/21 | 138 | 109 | 9 | 20 |
| 6/26/21 | 182 | 114 | 9 | 59 |
| 6/27/21 | 149 | 92 | 17 | 40 |
| 6/28/21 | 195 | 138 | 18 | 39 |
| 6/29/21 | 193 | 133 | 17 | 43 |
| 6/30/21 | 206 | 137 | 17 | 52 |
| 7/1/21 | 170 | 120 | 13 | 37 |
| 7/2/21 | 159 | 123 | 16 | 20 |
| 7/3/21 | 172 | 122 | 15 | 35 |
| 7/4/21 | 171 | 119 | 12 | 40 |
| 7/5/21 | 226 | 160 | 16 | 50 |
| 7/6/21 | 224 | 161 | 15 | 48 |
| 7/7/21 | 260 | 203 | 12 | 45 |
| 7/8/21 | 218 | 159 | 15 | 44 |
| 7/9/21 | 232 | 182 | 12 | 38 |
| 7/10/21 | 254 | 180 | 22 | 52 |
| 7/11/21 | 291 | 194 | 17 | 80 |
| 7/12/21 | 338 | 225 | 21 | 92 |
| 7/13/21 | 401 | 268 | 23 | 110 |
| 7/14/21 | 380 | 264 | 29 | 87 |
| 7/15/21 | 381 | 272 | 26 | 83 |
| 7/16/21 | 385 | 283 | 23 | 79 |
| 7/17/21 | 418 | 269 | 21 | 128 |
| 7/18/21 | 472 | 305 | 23 | 144 |
| 7/19/21 | 578 | 383 | 39 | 156 |
| 7/20/21 | 627 | 427 | 33 | 167 |
| 7/21/21 | 629 | 377 | 35 | 217 |
| 7/22/21 | 567 | 379 | 43 | 145 |
| 7/23/21 | 572 | 383 | 41 | 148 |
| 7/24/21 | 800 | 420 | 43 | 337 |
| 7/25/21 | 919 | 502 | 53 | 364 |
| 7/26/21 | 1,094 | 589 | 47 | 458 |
| 7/27/21 | 1,159 | 572 | 72 | 515 |
| 7/28/21 | 1,141 | 545 | 62 | 534 |
| 7/29/21 | 922 | 474 | 48 | 400 |
| 7/30/21 | 1,021 | 525 | 61 | 435 |
| 7/31/21 | 1,387 | 549 | 64 | 774 |
| 8/1/21 | 1,416 | 582 | 81 | 753 |
| 8/2/21 | 1,649 | 664 | 66 | 919 |
| 8/3/21 | 1,615 | 637 | 87 | 891 |
| 8/4/21 | 1,751 | 673 | 93 | 985 |
| 8/5/21 | 1,347 | 557 | 84 | 706 |
| 8/6/21 | 1,318 | 632 | 65 | 621 |
| 8/7/21 | 1,742 | 613 | 88 | 1,041 |
| 8/8/21 | 1,849 | 684 | 113 | 1,052 |
| 8/9/21 | 2,047 | 729 | 92 | 1,226 |
| 8/10/21 | 2,042 | 759 | 104 | 1,179 |
| 8/11/21 | 2,021 | 783 | 89 | 1,149 |
| 8/12/21 | 1,560 | 578 | 88 | 894 |
| 8/13/21 | 1,658 | 697 | 93 | 868 |
| 8/14/21 | 2,328 | 726 | 118 | 1,484 |
| 8/15/21 | 2,248 | 763 | 96 | 1,389 |

Oregon's Epi Curve Summary Table

| | Case Count | Not Hospitalized | Hospitalized | Unknown Hospitalization Status |
|----------|------------|------------------|--------------|--------------------------------|
| 8/16/21 | 2,608 | 919 | 113 | 1,576 |
| 8/17/21 | 2,537 | 862 | 111 | 1,564 |
| 8/18/21 | 2,398 | 789 | 114 | 1,495 |
| 8/19/21 | 1,803 | 694 | 93 | 1,016 |
| 8/20/21 | 1,725 | 745 | 106 | 874 |
| 8/21/21 | 2,322 | 659 | 105 | 1,558 |
| 8/22/21 | 2,271 | 702 | 89 | 1,480 |
| 8/23/21 | 2,597 | 822 | 96 | 1,679 |
| 8/24/21 | 2,445 | 757 | 98 | 1,590 |
| 8/25/21 | 2,309 | 712 | 109 | 1,488 |
| 8/26/21 | 1,612 | 614 | 89 | 909 |
| 8/27/21 | 1,561 | 614 | 82 | 865 |
| 8/28/21 | 2,219 | 625 | 85 | 1,509 |
| 8/29/21 | 2,088 | 604 | 94 | 1,390 |
| 8/30/21 | 2,160 | 657 | 100 | 1,403 |
| 8/31/21 | 2,174 | 638 | 100 | 1,436 |
| 9/1/21 | 1,995 | 652 | 100 | 1,243 |
| 9/2/21 | 1,501 | 571 | 79 | 851 |
| 9/3/21 | 1,464 | 658 | 106 | 700 |
| 9/4/21 | 1,353 | 519 | 72 | 762 |
| 9/5/21 | 2,371 | 625 | 114 | 1,632 |
| 9/6/21 | 2,167 | 661 | 102 | 1,404 |
| 9/7/21 | 2,232 | 756 | 106 | 1,370 |
| 9/8/21 | 2,018 | 650 | 92 | 1,276 |
| 9/9/21 | 1,437 | 598 | 71 | 768 |
| 9/10/21 | 1,423 | 659 | 83 | 681 |
| 9/11/21 | 1,908 | 608 | 77 | 1,223 |
| 9/12/21 | 1,788 | 575 | 80 | 1,133 |
| 9/13/21 | 1,927 | 721 | 76 | 1,130 |
| 9/14/21 | 1,799 | 577 | 79 | 1,143 |
| 9/15/21 | 1,610 | 549 | 69 | 992 |
| 9/16/21 | 1,328 | 546 | 60 | 722 |
| 9/17/21 | 1,245 | 589 | 51 | 605 |
| 9/18/21 | 1,674 | 596 | 73 | 1,005 |
| 9/19/21 | 1,559 | 523 | 67 | 969 |
| 9/20/21 | 1,955 | 699 | 72 | 1,184 |
| 9/21/21 | 1,888 | 699 | 77 | 1,112 |
| 9/22/21 | 1,717 | 607 | 59 | 1,051 |
| 9/23/21 | 1,205 | 531 | 64 | 610 |
| 9/24/21 | 1,111 | 507 | 49 | 555 |
| 9/25/21 | 1,603 | 604 | 62 | 937 |
| 9/26/21 | 1,489 | 573 | 57 | 859 |
| 9/27/21 | 1,680 | 618 | 89 | 973 |
| 9/28/21 | 1,540 | 565 | 65 | 910 |
| 9/29/21 | 1,493 | 525 | 64 | 904 |
| 9/30/21 | 984 | 447 | 49 | 488 |
| 10/1/21 | 1,118 | 595 | 62 | 461 |
| 10/2/21 | 1,460 | 527 | 56 | 877 |
| 10/3/21 | 1,288 | 514 | 51 | 723 |
| 10/4/21 | 1,423 | 584 | 65 | 774 |
| 10/5/21 | 1,306 | 532 | 58 | 716 |
| 10/6/21 | 1,200 | 515 | 40 | 645 |
| 10/7/21 | 976 | 470 | 53 | 453 |
| 10/8/21 | 959 | 507 | 52 | 400 |
| 10/9/21 | 1,279 | 515 | 45 | 719 |
| 10/10/21 | 1,185 | 480 | 45 | 660 |
| 10/11/21 | 1,321 | 558 | 57 | 706 |
| 10/12/21 | 1,259 | 540 | 50 | 669 |
| 10/13/21 | 1,184 | 538 | 57 | 589 |
| 10/14/21 | 969 | 513 | 35 | 421 |
| 10/15/21 | 985 | 538 | 45 | 402 |

Oregon's Epi Curve Summary Table

| | Case Count | Not Hospitalized | Hospitalized | Unknown Hospitalization Status |
|----------|------------|------------------|--------------|--------------------------------|
| 10/16/21 | 1,218 | 499 | 58 | 661 |
| 10/17/21 | 1,265 | 501 | 44 | 720 |
| 10/18/21 | 1,327 | 538 | 58 | 731 |
| 10/19/21 | 1,339 | 582 | 63 | 694 |
| 10/20/21 | 1,176 | 541 | 37 | 598 |
| 10/21/21 | 845 | 407 | 45 | 393 |
| 10/22/21 | 814 | 416 | 60 | 338 |
| 10/23/21 | 1,182 | 454 | 56 | 672 |
| 10/24/21 | 1,045 | 450 | 46 | 549 |
| 10/25/21 | 1,296 | 545 | 53 | 698 |
| 10/26/21 | 1,101 | 457 | 49 | 595 |
| 10/27/21 | 1,110 | 512 | 45 | 553 |
| 10/28/21 | 803 | 439 | 37 | 327 |
| 10/29/21 | 722 | 397 | 22 | 303 |
| 10/30/21 | 915 | 401 | 32 | 482 |
| 10/31/21 | 823 | 361 | 32 | 430 |
| 11/1/21 | 1,038 | 435 | 35 | 568 |
| 11/2/21 | 1,033 | 375 | 42 | 616 |
| 11/3/21 | 791 | 304 | 23 | 464 |
| 11/4/21 | 522 | 241 | 15 | 266 |
| 11/5/21 | 398 | 177 | 10 | 211 |
| 11/6/21 | 617 | 143 | 17 | 457 |
| 11/7/21 | 237 | 81 | 3 | 153 |
| 11/8/21 | 79 | 54 | | 25 |
| 11/9/21 | 10 | 4 | | 6 |

Statewide Tests Over Time Summary Table

| ELR Date | Total Tests | Negative Tests | Positive Tests |
|--------------------|------------------|------------------|----------------|
| Grand Total | 7,755,455 | 7,241,591 | 513,864 |
| 11/9/2021 | 17,100 | 15,855 | 1,245 |
| 11/8/2021 | 17,744 | 16,596 | 1,148 |
| 11/7/2021 | 10,654 | 9,993 | 661 |
| 11/6/2021 | 23,208 | 21,718 | 1,490 |
| 11/5/2021 | 18,582 | 17,634 | 948 |
| 11/4/2021 | 23,273 | 21,957 | 1,316 |
| 11/3/2021 | 22,590 | 21,100 | 1,490 |
| 11/2/2021 | 18,553 | 17,210 | 1,343 |
| 11/1/2021 | 17,502 | 16,221 | 1,281 |
| 10/31/2021 | 11,831 | 11,040 | 791 |
| 10/30/2021 | 16,479 | 15,264 | 1,215 |
| 10/29/2021 | 21,106 | 19,567 | 1,539 |
| 10/28/2021 | 27,929 | 26,003 | 1,926 |
| 10/27/2021 | 15,021 | 13,889 | 1,132 |
| 10/26/2021 | 18,816 | 17,281 | 1,535 |
| 10/25/2021 | 17,970 | 16,578 | 1,392 |
| 10/24/2021 | 13,004 | 12,122 | 882 |
| 10/23/2021 | 15,757 | 14,582 | 1,175 |
| 10/22/2021 | 23,723 | 22,118 | 1,605 |
| 10/21/2021 | 22,505 | 20,609 | 1,896 |
| 10/20/2021 | 24,903 | 23,243 | 1,660 |
| 10/19/2021 | 20,727 | 19,124 | 1,603 |
| 10/18/2021 | 18,650 | 17,282 | 1,368 |
| 10/17/2021 | 11,272 | 10,361 | 911 |
| 10/16/2021 | 15,385 | 14,047 | 1,338 |
| 10/15/2021 | 34,828 | 32,409 | 2,419 |
| 10/14/2021 | 19,338 | 17,927 | 1,411 |
| 10/13/2021 | 18,362 | 16,995 | 1,367 |
| 10/12/2021 | 21,141 | 19,476 | 1,665 |
| 10/11/2021 | 18,838 | 17,431 | 1,407 |
| 10/10/2021 | 11,835 | 10,851 | 984 |
| 10/9/2021 | 15,809 | 14,486 | 1,323 |
| 10/8/2021 | 21,320 | 19,741 | 1,579 |
| 10/7/2021 | 25,563 | 23,678 | 1,885 |
| 10/6/2021 | 24,057 | 22,180 | 1,877 |
| 10/5/2021 | 22,006 | 20,235 | 1,771 |
| 10/4/2021 | 18,407 | 16,597 | 1,810 |
| 10/3/2021 | 14,701 | 13,429 | 1,272 |
| 10/2/2021 | 15,839 | 14,336 | 1,503 |
| 10/1/2021 | 23,119 | 21,057 | 2,062 |
| 9/30/2021 | 26,902 | 24,796 | 2,106 |
| 9/29/2021 | 26,632 | 24,263 | 2,369 |
| 9/28/2021 | 27,711 | 25,356 | 2,355 |

Statewide Tests Over Time Summary Table

| ELR Date | Total Tests | Negative Tests | Positive Tests |
|-----------|-------------|----------------|----------------|
| 9/27/2021 | 19,127 | 17,270 | 1,857 |
| 9/26/2021 | 12,085 | 11,037 | 1,048 |
| 9/25/2021 | 15,829 | 14,244 | 1,585 |
| 9/24/2021 | 25,502 | 23,219 | 2,283 |
| 9/23/2021 | 27,457 | 24,955 | 2,502 |
| 9/22/2021 | 27,407 | 25,205 | 2,202 |
| 9/21/2021 | 29,791 | 27,080 | 2,711 |
| 9/20/2021 | 19,259 | 17,530 | 1,729 |
| 9/19/2021 | 14,197 | 13,019 | 1,178 |
| 9/18/2021 | 15,849 | 14,295 | 1,554 |
| 9/17/2021 | 22,067 | 19,971 | 2,096 |
| 9/16/2021 | 24,868 | 22,447 | 2,421 |
| 9/15/2021 | 24,018 | 21,276 | 2,742 |
| 9/14/2021 | 21,654 | 19,422 | 2,232 |
| 9/13/2021 | 19,416 | 17,259 | 2,157 |
| 9/12/2021 | 12,666 | 11,173 | 1,493 |
| 9/11/2021 | 16,827 | 14,806 | 2,021 |
| 9/10/2021 | 25,170 | 22,351 | 2,819 |
| 9/9/2021 | 23,495 | 20,424 | 3,071 |
| 9/8/2021 | 22,187 | 19,533 | 2,654 |
| 9/7/2021 | 18,817 | 16,443 | 2,374 |
| 9/6/2021 | 13,233 | 11,736 | 1,497 |
| 9/5/2021 | 29,394 | 25,975 | 3,419 |
| 9/4/2021 | 2,104 | 1,809 | 295 |
| 9/3/2021 | 26,028 | 23,414 | 2,614 |
| 9/2/2021 | 29,666 | 26,512 | 3,154 |
| 9/1/2021 | 24,147 | 21,492 | 2,655 |
| 8/31/2021 | 26,248 | 23,155 | 3,093 |
| 8/30/2021 | 24,019 | 21,136 | 2,883 |
| 8/29/2021 | 14,132 | 12,599 | 1,533 |
| 8/28/2021 | 20,001 | 17,454 | 2,547 |
| 8/27/2021 | 30,249 | 26,775 | 3,474 |
| 8/26/2021 | 31,541 | 27,403 | 4,138 |
| 8/25/2021 | 19,726 | 17,291 | 2,435 |
| 8/24/2021 | 24,570 | 21,706 | 2,864 |
| 8/23/2021 | 20,852 | 18,317 | 2,535 |
| 8/22/2021 | 13,666 | 11,786 | 1,880 |
| 8/21/2021 | 18,545 | 16,381 | 2,164 |
| 8/20/2021 | 25,519 | 22,696 | 2,823 |
| 8/19/2021 | 26,684 | 23,440 | 3,244 |
| 8/18/2021 | 24,133 | 20,885 | 3,248 |
| 8/17/2021 | 21,019 | 18,121 | 2,898 |
| 8/16/2021 | 20,764 | 18,225 | 2,539 |
| 8/15/2021 | 13,172 | 11,666 | 1,506 |

Statewide Tests Over Time Summary Table

| ELR Date | Total Tests | Negative Tests | Positive Tests |
|-----------|-------------|----------------|----------------|
| 8/14/2021 | 15,002 | 13,282 | 1,720 |
| 8/13/2021 | 27,029 | 22,760 | 4,269 |
| 8/12/2021 | 25,558 | 22,775 | 2,783 |
| 8/11/2021 | 21,770 | 19,414 | 2,356 |
| 8/10/2021 | 18,917 | 16,991 | 1,926 |
| 8/9/2021 | 17,692 | 15,698 | 1,994 |
| 8/8/2021 | 20,231 | 18,063 | 2,168 |
| 8/7/2021 | 21,350 | 19,229 | 2,121 |
| 8/6/2021 | 19,898 | 18,257 | 1,641 |
| 8/5/2021 | 16,003 | 14,415 | 1,588 |
| 8/4/2021 | 18,999 | 17,030 | 1,969 |
| 8/3/2021 | 18,737 | 17,009 | 1,728 |
| 8/2/2021 | 11,448 | 10,206 | 1,242 |
| 8/1/2021 | 12,981 | 11,952 | 1,029 |
| 7/31/2021 | 8,561 | 7,768 | 793 |
| 7/30/2021 | 16,679 | 15,339 | 1,340 |
| 7/29/2021 | 13,129 | 11,914 | 1,215 |
| 7/28/2021 | 12,930 | 11,784 | 1,146 |
| 7/27/2021 | 11,827 | 10,907 | 920 |
| 7/26/2021 | 12,320 | 11,392 | 928 |
| 7/25/2021 | 7,254 | 6,787 | 467 |
| 7/24/2021 | 9,173 | 8,625 | 548 |
| 7/23/2021 | 11,528 | 10,795 | 733 |
| 7/22/2021 | 17,016 | 16,311 | 705 |
| 7/21/2021 | 12,207 | 11,381 | 826 |
| 7/20/2021 | 9,354 | 8,922 | 432 |
| 7/19/2021 | 9,881 | 9,338 | 543 |
| 7/18/2021 | 6,108 | 5,865 | 243 |
| 7/17/2021 | 9,356 | 8,928 | 428 |
| 7/16/2021 | 7,312 | 6,989 | 323 |
| 7/15/2021 | 9,455 | 8,964 | 491 |
| 7/14/2021 | 9,868 | 9,455 | 413 |
| 7/13/2021 | 8,786 | 8,473 | 313 |
| 7/12/2021 | 9,619 | 9,295 | 324 |
| 7/11/2021 | 6,094 | 5,876 | 218 |
| 7/10/2021 | 7,080 | 6,843 | 237 |
| 7/9/2021 | 8,556 | 8,216 | 340 |
| 7/8/2021 | 9,807 | 9,482 | 325 |
| 7/7/2021 | 9,673 | 9,412 | 261 |
| 7/6/2021 | 7,318 | 7,017 | 301 |
| 7/5/2021 | 5,109 | 4,945 | 164 |
| 7/4/2021 | 6,247 | 6,082 | 165 |
| 7/3/2021 | 5,642 | 5,434 | 208 |
| 7/2/2021 | 8,242 | 8,014 | 228 |

Statewide Tests Over Time Summary Table

| ELR Date | Total Tests | Negative Tests | Positive Tests |
|-----------|-------------|----------------|----------------|
| 7/1/2021 | 8,791 | 8,549 | 242 |
| 6/30/2021 | 9,573 | 9,324 | 249 |
| 6/29/2021 | 15,409 | 14,999 | 410 |
| 6/28/2021 | 8,451 | 8,166 | 285 |
| 6/27/2021 | 6,199 | 6,030 | 169 |
| 6/26/2021 | 7,206 | 6,977 | 229 |
| 6/25/2021 | 9,655 | 9,364 | 291 |
| 6/24/2021 | 9,289 | 8,934 | 355 |
| 6/23/2021 | 9,221 | 8,954 | 267 |
| 6/22/2021 | 10,174 | 9,854 | 320 |
| 6/21/2021 | 9,041 | 8,735 | 306 |
| 6/20/2021 | 6,024 | 5,870 | 154 |
| 6/19/2021 | 8,182 | 7,879 | 303 |
| 6/18/2021 | 10,086 | 9,710 | 376 |
| 6/17/2021 | 11,061 | 10,658 | 403 |
| 6/16/2021 | 11,952 | 11,562 | 390 |
| 6/15/2021 | 10,625 | 10,354 | 271 |
| 6/14/2021 | 10,101 | 9,811 | 290 |
| 6/13/2021 | 6,594 | 6,335 | 259 |
| 6/12/2021 | 8,071 | 7,825 | 246 |
| 6/11/2021 | 11,151 | 10,804 | 347 |
| 6/10/2021 | 11,652 | 11,174 | 478 |
| 6/9/2021 | 11,792 | 11,112 | 680 |
| 6/8/2021 | 10,292 | 9,971 | 321 |
| 6/7/2021 | 10,521 | 10,100 | 421 |
| 6/6/2021 | 6,414 | 6,184 | 230 |
| 6/5/2021 | 7,663 | 7,323 | 340 |
| 6/4/2021 | 11,848 | 11,391 | 457 |
| 6/3/2021 | 12,157 | 11,709 | 448 |
| 6/2/2021 | 13,486 | 13,015 | 471 |
| 6/1/2021 | 7,746 | 7,376 | 370 |
| 5/31/2021 | 6,637 | 6,292 | 345 |
| 5/30/2021 | 6,186 | 5,876 | 310 |
| 5/29/2021 | 7,311 | 6,965 | 346 |
| 5/28/2021 | 11,545 | 11,028 | 517 |
| 5/27/2021 | 13,807 | 13,218 | 589 |
| 5/26/2021 | 12,455 | 11,871 | 584 |
| 5/25/2021 | 12,669 | 12,089 | 580 |
| 5/24/2021 | 16,729 | 15,838 | 891 |
| 5/23/2021 | 12,757 | 12,026 | 731 |
| 5/22/2021 | 13,809 | 13,062 | 747 |
| 5/21/2021 | 18,458 | 17,569 | 889 |
| 5/20/2021 | 18,161 | 17,171 | 990 |
| 5/19/2021 | 19,057 | 18,021 | 1,036 |

Statewide Tests Over Time Summary Table

| ELR Date | Total Tests | Negative Tests | Positive Tests |
|-----------|-------------|----------------|----------------|
| 5/18/2021 | 11,309 | 10,752 | 557 |
| 5/17/2021 | 14,905 | 14,032 | 873 |
| 5/16/2021 | 9,818 | 9,151 | 667 |
| 5/15/2021 | 12,584 | 11,300 | 1,284 |
| 5/14/2021 | 18,743 | 17,701 | 1,042 |
| 5/13/2021 | 16,516 | 15,525 | 991 |
| 5/12/2021 | 17,593 | 16,651 | 942 |
| 5/11/2021 | 16,004 | 15,122 | 882 |
| 5/10/2021 | 12,721 | 11,847 | 874 |
| 5/9/2021 | 8,994 | 8,437 | 557 |
| 5/8/2021 | 11,307 | 10,638 | 669 |
| 5/7/2021 | 19,363 | 18,266 | 1,097 |
| 5/6/2021 | 22,559 | 21,236 | 1,323 |
| 5/5/2021 | 15,515 | 14,576 | 939 |
| 5/4/2021 | 16,925 | 15,938 | 987 |
| 5/3/2021 | 15,097 | 14,156 | 941 |
| 5/2/2021 | 10,012 | 9,205 | 807 |
| 5/1/2021 | 10,805 | 9,975 | 830 |
| 4/30/2021 | 18,366 | 17,068 | 1,298 |
| 4/29/2021 | 18,709 | 17,525 | 1,184 |
| 4/28/2021 | 19,339 | 18,082 | 1,257 |
| 4/27/2021 | 17,243 | 16,123 | 1,120 |
| 4/26/2021 | 14,840 | 13,846 | 994 |
| 4/25/2021 | 10,633 | 9,851 | 782 |
| 4/24/2021 | 12,465 | 11,507 | 958 |
| 4/23/2021 | 17,308 | 16,136 | 1,172 |
| 4/22/2021 | 18,028 | 16,825 | 1,203 |
| 4/21/2021 | 33,846 | 32,478 | 1,368 |
| 4/20/2021 | 17,177 | 16,069 | 1,108 |
| 4/19/2021 | 9,865 | 9,240 | 625 |
| 4/18/2021 | 9,212 | 8,567 | 645 |
| 4/17/2021 | 12,251 | 11,416 | 835 |
| 4/16/2021 | 20,436 | 19,450 | 986 |
| 4/15/2021 | 21,531 | 20,511 | 1,020 |
| 4/14/2021 | 21,384 | 20,509 | 875 |
| 4/13/2021 | 15,848 | 14,823 | 1,025 |
| 4/12/2021 | 13,723 | 12,932 | 791 |
| 4/11/2021 | 7,136 | 6,751 | 385 |
| 4/10/2021 | 10,325 | 9,738 | 587 |
| 4/9/2021 | 25,637 | 24,646 | 991 |
| 4/8/2021 | 16,367 | 15,529 | 838 |
| 4/7/2021 | 16,895 | 15,926 | 969 |
| 4/6/2021 | 13,517 | 12,856 | 661 |
| 4/5/2021 | 13,836 | 13,302 | 534 |

Statewide Tests Over Time Summary Table

| ELR Date | Total Tests | Negative Tests | Positive Tests |
|-----------|-------------|----------------|----------------|
| 4/4/2021 | 7,788 | 7,424 | 364 |
| 4/3/2021 | 11,374 | 10,849 | 525 |
| 4/2/2021 | 15,316 | 14,695 | 621 |
| 4/1/2021 | 15,134 | 14,453 | 681 |
| 3/31/2021 | 17,671 | 17,007 | 664 |
| 3/30/2021 | 14,008 | 13,308 | 700 |
| 3/29/2021 | 12,928 | 12,189 | 739 |
| 3/28/2021 | 6,926 | 6,669 | 257 |
| 3/27/2021 | 9,634 | 9,293 | 341 |
| 3/26/2021 | 16,416 | 15,876 | 540 |
| 3/25/2021 | 20,025 | 19,244 | 781 |
| 3/24/2021 | 13,409 | 12,840 | 569 |
| 3/23/2021 | 12,948 | 12,438 | 510 |
| 3/22/2021 | 12,150 | 11,690 | 460 |
| 3/21/2021 | 7,501 | 7,277 | 224 |
| 3/20/2021 | 10,526 | 10,218 | 308 |
| 3/19/2021 | 16,738 | 16,211 | 527 |
| 3/18/2021 | 17,483 | 16,930 | 553 |
| 3/17/2021 | 17,801 | 17,203 | 598 |
| 3/16/2021 | 8,753 | 8,448 | 305 |
| 3/15/2021 | 23,987 | 23,465 | 522 |
| 3/14/2021 | 6,999 | 6,806 | 193 |
| 3/13/2021 | 10,436 | 10,070 | 366 |
| 3/12/2021 | 14,454 | 13,939 | 515 |
| 3/11/2021 | 15,961 | 15,296 | 665 |
| 3/10/2021 | 17,388 | 16,782 | 606 |
| 3/9/2021 | 15,805 | 15,321 | 484 |
| 3/8/2021 | 12,599 | 12,112 | 487 |
| 3/7/2021 | 7,436 | 7,153 | 283 |
| 3/6/2021 | 10,090 | 9,752 | 338 |
| 3/5/2021 | 8,566 | 8,140 | 426 |
| 3/4/2021 | 52,906 | 52,079 | 827 |
| 3/3/2021 | 10,629 | 9,782 | 847 |
| 3/2/2021 | 27,038 | 26,437 | 601 |
| 3/1/2021 | 11,956 | 11,610 | 346 |
| 2/28/2021 | 8,257 | 7,960 | 297 |
| 2/27/2021 | 10,336 | 9,986 | 350 |
| 2/26/2021 | 16,067 | 15,595 | 472 |
| 2/25/2021 | 19,042 | 18,308 | 734 |
| 2/24/2021 | 21,780 | 21,042 | 738 |
| 2/23/2021 | 17,582 | 16,874 | 708 |
| 2/22/2021 | 14,508 | 13,847 | 661 |
| 2/21/2021 | 21,363 | 20,604 | 759 |
| 2/20/2021 | 1,201 | 1,063 | 138 |

Statewide Tests Over Time Summary Table

| ELR Date | Total Tests | Negative Tests | Positive Tests |
|-----------|-------------|----------------|----------------|
| 2/19/2021 | 12,461 | 11,973 | 488 |
| 2/18/2021 | 18,177 | 17,488 | 689 |
| 2/17/2021 | 19,109 | 18,296 | 813 |
| 2/16/2021 | 14,151 | 13,587 | 564 |
| 2/15/2021 | 9,571 | 9,022 | 549 |
| 2/14/2021 | 5,106 | 4,905 | 201 |
| 2/13/2021 | 8,996 | 8,655 | 341 |
| 2/12/2021 | 16,159 | 15,629 | 530 |
| 2/11/2021 | 21,037 | 20,211 | 826 |
| 2/10/2021 | 21,978 | 21,219 | 759 |
| 2/9/2021 | 17,375 | 16,754 | 621 |
| 2/8/2021 | 16,450 | 15,632 | 818 |
| 2/7/2021 | 10,688 | 10,208 | 480 |
| 2/6/2021 | 13,175 | 12,655 | 520 |
| 2/5/2021 | 22,904 | 22,061 | 843 |
| 2/4/2021 | 19,313 | 18,414 | 899 |
| 2/3/2021 | 21,957 | 20,696 | 1,261 |
| 2/2/2021 | 17,226 | 16,412 | 814 |
| 2/1/2021 | 18,552 | 17,634 | 918 |
| 1/31/2021 | 10,173 | 9,598 | 575 |
| 1/30/2021 | 12,452 | 11,769 | 683 |
| 1/29/2021 | 19,956 | 18,930 | 1,026 |
| 1/28/2021 | 30,884 | 29,045 | 1,839 |
| 1/27/2021 | 10,974 | 10,065 | 909 |
| 1/26/2021 | 19,367 | 18,388 | 979 |
| 1/25/2021 | 26,091 | 24,751 | 1,340 |
| 1/24/2021 | 8,213 | 7,808 | 405 |
| 1/23/2021 | 13,935 | 13,150 | 785 |
| 1/22/2021 | 18,545 | 17,576 | 969 |
| 1/21/2021 | 22,387 | 20,966 | 1,421 |
| 1/20/2021 | 21,911 | 20,662 | 1,249 |
| 1/19/2021 | 18,542 | 17,412 | 1,130 |
| 1/18/2021 | 20,253 | 19,169 | 1,084 |
| 1/17/2021 | 12,808 | 11,943 | 865 |
| 1/16/2021 | 14,571 | 13,698 | 873 |
| 1/15/2021 | 24,800 | 23,405 | 1,395 |
| 1/14/2021 | 27,007 | 25,251 | 1,756 |
| 1/13/2021 | 21,868 | 20,524 | 1,344 |
| 1/12/2021 | 20,439 | 18,966 | 1,473 |
| 1/11/2021 | 19,370 | 18,070 | 1,300 |
| 1/10/2021 | 13,477 | 12,354 | 1,123 |
| 1/9/2021 | 14,852 | 13,624 | 1,228 |
| 1/8/2021 | 28,343 | 26,243 | 2,100 |
| 1/7/2021 | 27,608 | 25,381 | 2,227 |

Statewide Tests Over Time Summary Table

| ELR Date | Total Tests | Negative Tests | Positive Tests |
|------------|-------------|----------------|----------------|
| 1/6/2021 | 22,217 | 20,373 | 1,844 |
| 1/4/2021 | 20,716 | 19,218 | 1,498 |
| 1/3/2021 | 10,070 | 9,136 | 934 |
| 1/2/2021 | 9,888 | 8,907 | 981 |
| 1/1/2021 | 18,152 | 16,427 | 1,725 |
| 12/31/2020 | 35,896 | 33,275 | 2,621 |
| 12/30/2020 | 23,023 | 20,814 | 2,209 |
| 12/29/2020 | 22,030 | 20,485 | 1,545 |
| 12/28/2020 | 17,904 | 16,818 | 1,086 |
| 12/27/2020 | 9,498 | 8,725 | 773 |
| 12/26/2020 | 10,231 | 9,468 | 763 |
| 12/25/2020 | 16,635 | 15,507 | 1,128 |
| 12/24/2020 | 27,289 | 25,652 | 1,637 |
| 12/23/2020 | 22,294 | 20,700 | 1,594 |
| 12/22/2020 | 28,756 | 26,755 | 2,001 |
| 12/21/2020 | 18,993 | 17,857 | 1,136 |
| 12/20/2020 | 17,811 | 16,262 | 1,549 |
| 12/19/2020 | 17,756 | 16,497 | 1,259 |
| 12/18/2020 | 24,043 | 22,380 | 1,663 |
| 12/17/2020 | 25,198 | 23,377 | 1,821 |
| 12/16/2020 | 24,496 | 22,777 | 1,719 |
| 12/15/2020 | 25,626 | 23,958 | 1,668 |
| 12/14/2020 | 39,747 | 37,869 | 1,878 |
| 12/13/2020 | 17,445 | 16,107 | 1,338 |
| 12/12/2020 | 19,541 | 18,052 | 1,489 |
| 12/11/2020 | 26,051 | 24,028 | 2,023 |
| 12/10/2020 | 26,945 | 25,013 | 1,932 |
| 12/9/2020 | 23,506 | 21,800 | 1,706 |
| 12/8/2020 | 19,607 | 18,230 | 1,377 |
| 12/7/2020 | 22,403 | 20,588 | 1,815 |
| 12/6/2020 | 15,473 | 14,207 | 1,266 |
| 12/5/2020 | 18,929 | 17,281 | 1,648 |
| 12/4/2020 | 33,429 | 30,676 | 2,753 |
| 12/3/2020 | 45,046 | 41,821 | 3,225 |
| 12/2/2020 | 21,497 | 19,682 | 1,815 |
| 12/1/2020 | 20,344 | 18,397 | 1,947 |
| 11/30/2020 | 23,235 | 21,404 | 1,831 |
| 11/29/2020 | 12,451 | 11,195 | 1,256 |
| 11/28/2020 | 13,036 | 11,745 | 1,291 |
| 11/27/2020 | 19,009 | 17,299 | 1,710 |
| 11/26/2020 | 20,436 | 18,574 | 1,862 |
| 11/25/2020 | 24,218 | 21,949 | 2,269 |
| 11/24/2020 | 23,256 | 21,428 | 1,828 |
| 11/23/2020 | 27,723 | 25,476 | 2,247 |

Statewide Tests Over Time Summary Table

| ELR Date | Total Tests | Negative Tests | Positive Tests |
|------------|-------------|----------------|----------------|
| 11/22/2020 | 16,181 | 14,860 | 1,321 |
| 11/21/2020 | 13,488 | 12,345 | 1,143 |
| 11/20/2020 | 24,543 | 22,426 | 2,117 |
| 11/19/2020 | 24,591 | 22,862 | 1,729 |
| 11/18/2020 | 21,448 | 20,141 | 1,307 |
| 11/17/2020 | 19,508 | 18,055 | 1,453 |
| 11/16/2020 | 15,806 | 14,612 | 1,194 |
| 11/15/2020 | 13,000 | 12,024 | 976 |
| 11/14/2020 | 13,965 | 12,972 | 993 |
| 11/13/2020 | 20,531 | 19,007 | 1,524 |
| 11/12/2020 | 20,937 | 19,550 | 1,387 |
| 11/11/2020 | 16,983 | 15,636 | 1,347 |
| 11/10/2020 | 18,968 | 17,839 | 1,129 |
| 11/9/2020 | 14,485 | 13,554 | 931 |
| 11/8/2020 | 11,570 | 10,744 | 826 |
| 11/7/2020 | 15,537 | 14,385 | 1,152 |
| 11/6/2020 | 16,137 | 15,068 | 1,069 |
| 11/5/2020 | 20,056 | 18,779 | 1,277 |
| 11/4/2020 | 15,746 | 14,690 | 1,056 |
| 11/3/2020 | 15,553 | 14,509 | 1,044 |
| 11/2/2020 | 14,169 | 13,412 | 757 |
| 11/1/2020 | 9,033 | 8,567 | 466 |
| 10/31/2020 | 14,458 | 13,702 | 756 |
| 10/30/2020 | 27,397 | 26,538 | 859 |
| 10/29/2020 | 16,441 | 15,463 | 978 |
| 10/28/2020 | 16,145 | 15,340 | 805 |
| 10/27/2020 | 15,050 | 14,422 | 628 |
| 10/26/2020 | 15,738 | 15,097 | 641 |
| 10/25/2020 | 8,590 | 8,209 | 381 |
| 10/24/2020 | 12,206 | 11,689 | 517 |
| 10/23/2020 | 14,105 | 13,524 | 581 |
| 10/22/2020 | 19,583 | 18,955 | 628 |
| 10/21/2020 | 14,315 | 13,702 | 613 |
| 10/20/2020 | 12,179 | 11,777 | 402 |
| 10/19/2020 | 13,619 | 13,174 | 445 |
| 10/18/2020 | 9,444 | 9,052 | 392 |
| 10/17/2020 | 8,515 | 8,198 | 317 |
| 10/16/2020 | 11,867 | 11,475 | 392 |
| 10/15/2020 | 14,647 | 14,138 | 509 |
| 10/14/2020 | 17,444 | 16,801 | 643 |
| 10/13/2020 | 12,059 | 11,565 | 494 |
| 10/12/2020 | 14,237 | 13,713 | 524 |
| 10/11/2020 | 6,846 | 6,571 | 275 |
| 10/10/2020 | 8,741 | 8,357 | 384 |

Statewide Tests Over Time Summary Table

| ELR Date | Total Tests | Negative Tests | Positive Tests |
|-----------|-------------|----------------|----------------|
| 10/9/2020 | 13,090 | 12,564 | 526 |
| 10/8/2020 | 13,935 | 13,374 | 561 |
| 10/7/2020 | 12,075 | 11,649 | 426 |
| 10/6/2020 | 10,349 | 9,944 | 405 |
| 10/5/2020 | 9,033 | 8,634 | 399 |
| 10/4/2020 | 5,733 | 5,470 | 263 |
| 10/3/2020 | 6,928 | 6,590 | 338 |
| 10/2/2020 | 10,349 | 9,719 | 630 |
| 10/1/2020 | 12,213 | 11,684 | 529 |
| 9/30/2020 | 12,196 | 11,735 | 461 |
| 9/29/2020 | 14,607 | 14,175 | 432 |
| 9/28/2020 | 8,745 | 8,353 | 392 |
| 9/27/2020 | 5,356 | 5,157 | 199 |
| 9/26/2020 | 5,977 | 5,711 | 266 |
| 9/25/2020 | 10,720 | 10,313 | 407 |
| 9/24/2020 | 10,605 | 10,053 | 552 |
| 9/23/2020 | 7,674 | 7,310 | 364 |
| 9/22/2020 | 8,468 | 8,094 | 374 |
| 9/21/2020 | 9,851 | 9,410 | 441 |
| 9/20/2020 | 4,530 | 4,273 | 257 |
| 9/19/2020 | 4,593 | 4,376 | 217 |
| 9/18/2020 | 8,185 | 7,858 | 327 |
| 9/17/2020 | 8,617 | 8,086 | 531 |
| 9/16/2020 | 9,926 | 8,438 | 1,488 |
| 9/15/2020 | 6,654 | 6,431 | 223 |
| 9/14/2020 | 5,951 | 5,739 | 212 |
| 9/13/2020 | 3,734 | 3,605 | 129 |
| 9/12/2020 | 8,396 | 7,921 | 475 |
| 9/11/2020 | 8,557 | 8,263 | 294 |
| 9/10/2020 | 10,448 | 10,130 | 318 |
| 9/9/2020 | 5,260 | 5,065 | 195 |
| 9/8/2020 | 5,219 | 5,058 | 161 |
| 9/7/2020 | 5,348 | 5,192 | 156 |
| 9/6/2020 | 4,913 | 4,673 | 240 |
| 9/5/2020 | 8,057 | 7,646 | 411 |
| 9/4/2020 | 5,153 | 4,944 | 209 |
| 9/3/2020 | 10,921 | 10,465 | 456 |
| 9/2/2020 | 7,616 | 7,260 | 356 |
| 9/1/2020 | 6,856 | 6,393 | 463 |
| 8/31/2020 | 10,063 | 9,179 | 884 |
| 8/30/2020 | 6,095 | 5,753 | 342 |
| 8/29/2020 | 6,757 | 6,358 | 399 |
| 8/28/2020 | 8,844 | 8,072 | 772 |
| 8/27/2020 | 8,315 | 7,770 | 545 |

Statewide Tests Over Time Summary Table

| ELR Date | Total Tests | Negative Tests | Positive Tests |
|-----------|-------------|----------------|----------------|
| 8/26/2020 | 12,443 | 11,822 | 621 |
| 8/25/2020 | 7,918 | 7,183 | 735 |
| 8/24/2020 | 7,674 | 7,345 | 329 |
| 8/23/2020 | 5,554 | 5,259 | 295 |
| 8/22/2020 | 5,241 | 4,925 | 316 |
| 8/21/2020 | 8,955 | 8,479 | 476 |
| 8/20/2020 | 10,346 | 9,630 | 716 |
| 8/19/2020 | 8,390 | 8,027 | 363 |
| 8/18/2020 | 8,767 | 8,360 | 407 |
| 8/17/2020 | 8,247 | 7,852 | 395 |
| 8/16/2020 | 3,680 | 3,488 | 192 |
| 8/15/2020 | 5,793 | 5,452 | 341 |
| 8/14/2020 | 17,962 | 17,289 | 673 |
| 8/13/2020 | 6,705 | 6,369 | 336 |
| 8/12/2020 | 8,523 | 8,214 | 309 |
| 8/11/2020 | 3,654 | 3,360 | 294 |
| 8/10/2020 | 4,794 | 4,448 | 346 |
| 8/9/2020 | 2,473 | 2,249 | 224 |
| 8/8/2020 | 2,318 | 1,884 | 434 |
| 8/7/2020 | 2,558 | 2,103 | 455 |
| 8/6/2020 | 6,489 | 5,898 | 591 |
| 8/5/2020 | 10,036 | 7,383 | 2,653 |
| 8/4/2020 | 8,860 | 8,014 | 846 |
| 8/3/2020 | 6,049 | 5,714 | 335 |
| 8/2/2020 | 5,811 | 5,431 | 380 |
| 8/1/2020 | 6,450 | 6,109 | 341 |
| 7/31/2020 | 9,365 | 8,902 | 463 |
| 7/30/2020 | 8,651 | 8,168 | 483 |
| 7/29/2020 | 7,162 | 6,796 | 366 |
| 7/28/2020 | 8,562 | 8,075 | 487 |
| 7/27/2020 | 8,134 | 7,675 | 459 |
| 7/26/2020 | 6,312 | 5,955 | 357 |
| 7/25/2020 | 7,227 | 6,785 | 442 |
| 7/24/2020 | 12,063 | 11,363 | 700 |
| 7/23/2020 | 10,461 | 9,888 | 573 |
| 7/22/2020 | 9,233 | 8,825 | 408 |
| 7/21/2020 | 17,978 | 17,415 | 563 |
| 7/20/2020 | 7,955 | 7,558 | 397 |
| 7/19/2020 | 7,586 | 7,138 | 448 |
| 7/18/2020 | 7,591 | 7,158 | 433 |
| 7/17/2020 | 10,633 | 10,028 | 605 |
| 7/16/2020 | 8,687 | 8,239 | 448 |
| 7/15/2020 | 10,404 | 9,893 | 511 |
| 7/14/2020 | 10,126 | 9,680 | 446 |

Statewide Tests Over Time Summary Table

| ELR Date | Total Tests | Negative Tests | Positive Tests |
|-----------|-------------|----------------|----------------|
| 7/13/2020 | 7,096 | 6,709 | 387 |
| 7/12/2020 | 6,411 | 6,017 | 394 |
| 7/11/2020 | 7,068 | 6,635 | 433 |
| 7/10/2020 | 8,667 | 8,145 | 522 |
| 7/9/2020 | 9,641 | 9,181 | 460 |
| 7/8/2020 | 9,937 | 9,430 | 507 |
| 7/7/2020 | 7,787 | 7,400 | 387 |
| 7/6/2020 | 6,858 | 6,520 | 338 |
| 7/5/2020 | 5,080 | 4,815 | 265 |
| 7/4/2020 | 7,040 | 6,608 | 432 |
| 7/3/2020 | 8,130 | 7,659 | 471 |
| 7/2/2020 | 7,528 | 7,101 | 427 |
| 7/1/2020 | 12,085 | 11,444 | 641 |
| 6/30/2020 | 9,624 | 9,230 | 394 |
| 6/29/2020 | 4,039 | 3,876 | 163 |
| 6/28/2020 | 5,744 | 5,489 | 255 |
| 6/27/2020 | 7,083 | 6,763 | 320 |
| 6/26/2020 | 8,023 | 7,577 | 446 |
| 6/25/2020 | 12,576 | 12,064 | 512 |
| 6/24/2020 | 2,584 | 2,467 | 117 |
| 6/23/2020 | 6,831 | 6,565 | 266 |
| 6/22/2020 | 6,280 | 6,034 | 246 |
| 6/21/2020 | 5,771 | 5,539 | 232 |
| 6/20/2020 | 6,490 | 6,282 | 208 |
| 6/19/2020 | 8,110 | 7,813 | 297 |
| 6/18/2020 | 7,955 | 7,654 | 301 |
| 6/17/2020 | 7,706 | 7,491 | 215 |
| 6/16/2020 | 7,455 | 7,290 | 165 |
| 6/15/2020 | 5,884 | 5,534 | 350 |
| 6/14/2020 | 4,387 | 4,125 | 262 |
| 6/13/2020 | 6,243 | 6,055 | 188 |
| 6/12/2020 | 6,302 | 6,029 | 273 |
| 6/11/2020 | 6,880 | 6,665 | 215 |
| 6/10/2020 | 6,064 | 5,875 | 189 |
| 6/9/2020 | 5,314 | 5,195 | 119 |
| 6/8/2020 | 5,554 | 5,422 | 132 |
| 6/7/2020 | 4,695 | 4,561 | 134 |
| 6/6/2020 | 3,942 | 3,678 | 264 |
| 6/5/2020 | 4,625 | 4,437 | 188 |
| 6/4/2020 | 5,959 | 5,796 | 163 |
| 6/3/2020 | 4,342 | 4,228 | 114 |
| 6/2/2020 | 3,925 | 3,802 | 123 |
| 6/1/2020 | 4,138 | 4,051 | 87 |
| 5/31/2020 | 3,601 | 3,503 | 98 |

Statewide Tests Over Time Summary Table

| ELR Date | Total Tests | Negative Tests | Positive Tests |
|-----------|-------------|----------------|----------------|
| 5/30/2020 | 3,694 | 3,590 | 104 |
| 5/29/2020 | 5,163 | 5,039 | 124 |
| 5/28/2020 | 4,401 | 4,309 | 92 |
| 5/27/2020 | 4,654 | 3,892 | 762 |
| 5/26/2020 | 3,647 | 3,527 | 120 |
| 5/25/2020 | 2,932 | 2,894 | 38 |
| 5/24/2020 | 2,684 | 2,637 | 47 |
| 5/23/2020 | 3,223 | 3,110 | 113 |
| 5/22/2020 | 4,307 | 4,190 | 117 |
| 5/21/2020 | 3,919 | 3,859 | 60 |
| 5/20/2020 | 4,422 | 4,328 | 94 |
| 5/19/2020 | 3,787 | 3,712 | 75 |
| 5/18/2020 | 4,024 | 3,932 | 92 |
| 5/17/2020 | 2,713 | 2,637 | 76 |
| 5/16/2020 | 3,977 | 3,892 | 85 |
| 5/15/2020 | 5,476 | 5,205 | 271 |
| 5/14/2020 | 3,930 | 3,744 | 186 |
| 5/13/2020 | 3,673 | 3,546 | 127 |
| 5/12/2020 | 4,321 | 4,180 | 141 |
| 5/11/2020 | 3,051 | 2,963 | 88 |
| 5/10/2020 | 3,427 | 3,159 | 268 |
| 5/9/2020 | 3,187 | 3,080 | 107 |
| 5/8/2020 | 3,990 | 3,806 | 184 |
| 5/7/2020 | 3,080 | 2,922 | 158 |
| 5/6/2020 | 3,816 | 3,659 | 157 |
| 5/5/2020 | 3,092 | 2,975 | 117 |
| 5/4/2020 | 2,904 | 2,819 | 85 |
| 5/3/2020 | 2,697 | 2,565 | 132 |
| 5/2/2020 | 3,492 | 3,191 | 301 |
| 5/1/2020 | 3,368 | 3,172 | 196 |
| 4/30/2020 | 3,303 | 3,134 | 169 |
| 4/29/2020 | 2,793 | 2,618 | 175 |
| 4/28/2020 | 3,635 | 3,464 | 171 |
| 4/27/2020 | 2,629 | 2,583 | 46 |
| 4/26/2020 | 2,987 | 2,833 | 154 |
| 4/25/2020 | 2,308 | 2,146 | 162 |
| 4/24/2020 | 2,649 | 2,480 | 169 |
| 4/23/2020 | 3,586 | 3,373 | 213 |
| 4/22/2020 | 2,422 | 2,254 | 168 |
| 4/21/2020 | 2,509 | 2,322 | 187 |
| 4/20/2020 | 1,353 | 1,242 | 111 |
| 4/19/2020 | 1,946 | 1,771 | 175 |
| 4/18/2020 | 2,388 | 2,167 | 221 |
| 4/17/2020 | 2,058 | 1,901 | 157 |

Statewide Tests Over Time Summary Table

| ELR Date | Total Tests | Negative Tests | Positive Tests |
|-----------|-------------|----------------|----------------|
| 4/16/2020 | 2,300 | 2,159 | 141 |
| 4/15/2020 | 2,422 | 2,241 | 181 |
| 4/14/2020 | 1,474 | 1,355 | 119 |
| 4/13/2020 | 1,243 | 1,155 | 88 |
| 4/12/2020 | 1,828 | 1,693 | 135 |
| 4/11/2020 | 1,768 | 1,618 | 150 |
| 4/10/2020 | 2,258 | 2,093 | 165 |
| 4/9/2020 | 2,185 | 2,044 | 141 |
| 4/8/2020 | 1,916 | 1,748 | 168 |
| 4/7/2020 | 2,168 | 1,632 | 536 |
| 4/6/2020 | 2,291 | 2,122 | 169 |
| 4/5/2020 | 1,524 | 1,416 | 108 |
| 4/4/2020 | 1,884 | 1,736 | 148 |
| 4/3/2020 | 2,753 | 2,467 | 286 |
| 4/2/2020 | 2,259 | 2,085 | 174 |
| 4/1/2020 | 1,782 | 1,550 | 232 |
| 3/31/2020 | 1,922 | 1,731 | 191 |
| 3/30/2020 | 1,064 | 937 | 127 |
| 3/29/2020 | 1,206 | 822 | 384 |
| 3/28/2020 | 1,336 | 31 | 1,305 |

Tests by County Summary Table

Day Test Received by Local Public Health
11/9/2021 to 11/9/2021

| County | Day of Elrdate | Total Tests | Positive Tests | Negative Tests | Positive Tests (%) |
|------------|------------------|-------------|----------------|----------------|--------------------|
| Baker | November 9, 2021 | 50 | 6 | 44 | 12.0% |
| Benton | November 9, 2021 | 180 | 12 | 168 | 6.7% |
| Clackamas | November 9, 2021 | 1,870 | 145 | 1,725 | 7.8% |
| Clatsop | November 9, 2021 | 101 | 14 | 87 | 13.9% |
| Columbia | November 9, 2021 | 185 | 25 | 160 | 13.5% |
| Coos | November 9, 2021 | 215 | 11 | 204 | 5.1% |
| Crook | November 9, 2021 | 174 | 11 | 163 | 6.3% |
| Curry | November 9, 2021 | 78 | 9 | 69 | 11.5% |
| Deschutes | November 9, 2021 | 897 | 65 | 832 | 7.2% |
| Douglas | November 9, 2021 | 355 | 36 | 319 | 10.1% |
| Gilliam | November 9, 2021 | 9 | 1 | 8 | 11.1% |
| Grant | November 9, 2021 | 43 | 0 | 43 | 0.0% |
| Harney | November 9, 2021 | 40 | 3 | 37 | 7.5% |
| Hood River | November 9, 2021 | 115 | 5 | 110 | 4.3% |
| Jackson | November 9, 2021 | 762 | 61 | 701 | 8.0% |
| Jefferson | November 9, 2021 | 177 | 16 | 161 | 9.0% |
| Josephine | November 9, 2021 | 274 | 14 | 260 | 5.1% |
| Klamath | November 9, 2021 | 320 | 42 | 278 | 13.1% |
| Lake | November 9, 2021 | 35 | 4 | 31 | 11.4% |
| Lane | November 9, 2021 | 1,585 | 68 | 1,517 | 4.3% |
| Lincoln | November 9, 2021 | 181 | 16 | 165 | 8.8% |
| Linn | November 9, 2021 | 485 | 47 | 438 | 9.7% |
| Malheur | November 9, 2021 | 65 | 14 | 51 | 21.5% |
| Marion | November 9, 2021 | 1,258 | 100 | 1,158 | 7.9% |
| Morrow | November 9, 2021 | 20 | 4 | 16 | 20.0% |
| Multnomah | November 9, 2021 | 3,874 | 187 | 3,687 | 4.8% |
| Polk | November 9, 2021 | 290 | 37 | 253 | 12.8% |
| Sherman | November 9, 2021 | 3 | 1 | 2 | 33.3% |
| Tillamook | November 9, 2021 | 121 | 9 | 112 | 7.4% |
| Umatilla | November 9, 2021 | 309 | 23 | 286 | 7.4% |
| Union | November 9, 2021 | 81 | 5 | 76 | 6.2% |
| Wallowa | November 9, 2021 | 30 | 0 | 30 | 0.0% |
| Wasco | November 9, 2021 | 100 | 9 | 91 | 9.0% |
| Washington | November 9, 2021 | 2,348 | 176 | 2,172 | 7.5% |
| Wheeler | November 9, 2021 | 13 | 3 | 10 | 23.1% |
| Yamhill | November 9, 2021 | 457 | 66 | 391 | 14.4% |