

## Oregon's COVID-19 Update

New cases and deaths are reported from the previous day. The first business day following a weekend or holiday includes all newly reported data.

[Daily Data Update](#)
[Case and Testing](#)
[Hospital Capacity](#)
[Emergency Department](#)

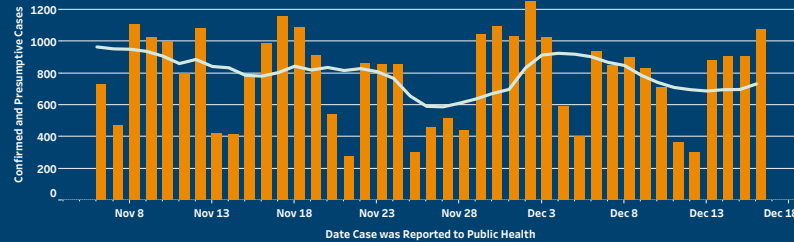
Data Current as of 12:01am 12/17/2021

### Statewide Numbers from 12/16/2021 to 12/16/2021

New Cases	7 Day Daily Average	Cases Per 100k in Previous 7 Days	COVID-19 Patients Hospitalized†	Tests Reported	Test Positivity	New Deaths
1,072 ▲*	732.7	120.2	383 ▼	28,205	5.4%	5

\* Arrows indicate an increase or decrease from the previous day. †Hospitalization data from Oregon's Hospital Capacity Web System (HOSCAP).

### Daily Cases and 7 Day Moving Average over the Previous Six Weeks

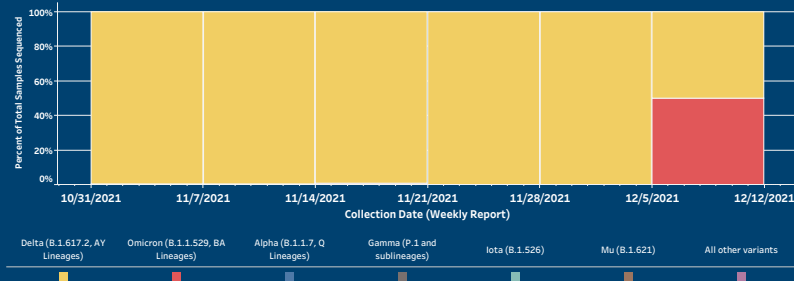


### December 11, 2021 COVID-19 Variant Cumulative Case Counts\*\*

Variants of Concern		Variants of Interest	Variants Being Monitored			
Delta (B.1.617.2, AY Lineages)	14,540	There are no Variants of Interest.	Alpha (B.1.1.7, Q Lineages)	3,068	Iota (B.1.526)	418
Omicron (B.1.1.529, BA Lineages)	3		Beta (B.1.351 and sublineages)	228	Kappa (B.1.617.1)	0
			Gamma (P.1 and sublineages)	1,171	B.1.617.3	0
			Epsilon (B.1.427/B.1.429)	1,279	Mu (B.1.621)	56
			Eta (B.1.525)	9	Zeta (P.2)	8

### Variant Prevalence Past Six Weeks

\*\*This week's Omicron estimate of 50% is much higher than expected due to a small number of specimens (n=6) available in GISAID during the previous week. OHA epidemiologists do not believe this estimate to be accurate. CDC's COVID Data Tracker Nowcast model estimates that approximately 2.9% of SARS-CoV-2 variants circulating in the US during the last week were Omicron. OHA believes our true Omicron estimate to be similar to the national figure. <https://covid.cdc.gov/covid-data-tracker/#variants-plot>



For more information on all variants go to:

<https://public.tableau.com/app/profile/oregon.health.authority.covid.19/viz/GISAIDVariantDashboardUpdated/OregonVariantDashboard>

Variant Data is from the open-source sequencing data platform GISAID and will be updated weekly on Wednesdays. For more info on GISAID click here.

### Daily and Cumulative County Numbers from 12/16/2021 to 12/16/2021

County	New Cases	7 Day Daily Average of New Cases	Cases Per 100k in Last 7 Days	Test Positivity	Deaths Reported	Cumulative Cases†	Cumulative Deaths
Baker	4	3	141.9	5.9%	0	2,264	36
Benton	19	11	82.4	3.2%	0	6,388	42
Clackamas	67	60	98.9	5.7%	0	33,973	415
Clatsop	3	9	159.7	3.4%	0	2,745	35
Columbia	144	29	386.6	16.1%	0	4,668	60
Coos	16	22	241.6	10.4%	1	6,101	115
Crook	9	7	200.5	5.4%	0	3,539	60
Curry	1	2	73.9	1.3%	0	1,966	39
Deschutes	73	46	162.4	7.2%	0	24,533	207
Douglas	18	26	159.1	5.2%	0	13,955	310
Gilliam	1	1	201.0	16.7%	0	190	4
Grant	1	2	191.4	0.0%	0	1,109	17
Harney	3	1	96.2	13.6%	0	1,236	33
Hood River	4	3	70.2	2.7%	0	2,221	38
Jackson	43	43	133.5	7.8%	1	25,724	377
Jefferson	5	5	149.3	3.8%	0	4,329	69
Josephine	32	24	190.6	7.6%	0	10,620	259
Klamath	9	9	88.1	4.4%	0	9,231	162
Lake	2	1	74.3	4.3%	0	1,071	21
Lane	77	53	96.8	2.9%	0	31,102	376
Lincoln	6	7	113.9	2.6%	0	3,784	58
Linn	45	36	198.7	5.6%	0	15,399	200
Malheur	2	2	43.6	3.3%	0	5,965	94
Marion	58	58	117.2	10.3%	1	41,026	540
Morrow	1	1	62.4	4.2%	0	2,006	25
Multnomah	212	109	92.3	3.4%	0	62,375	891
Polk	19	18	151.5	6.2%	0	8,591	109
Sherman			0.0	0.0%	0	195	3
Tillamook	8	10	267.6	9.3%	0	2,303	48
Umatilla	10	10	85.9	4.4%	0	15,278	185
Union	1	5	134.1	2.9%	0	3,469	59
Wallowa	2	1	55.9	4.5%	0	771	13
Wasco	6	4	102.6	10.7%	0	3,251	48
Washington	143	89	100.1	3.9%	1	43,614	429
Wheeler	1	1	625.0	0	0	138	1
Yamhill	31	25	158.4	7.6%	1	10,162	153

Notes: Data are provisional and subject to change.

†Total cases include both presumptive and confirmed cases. Presumptive cases are people without a positive diagnostic test who have COVID-19-like symptoms and had close contact with a laboratory confirmed case.

\*\* On September 23, 2021 the CDC added a classification of Variants Being Monitored. This classification includes variants previously designated Variants of Interest (VOIs) or Variants of Concern (VOCs) that are no longer detected or are circulating at very low levels in the United States, and do not pose a significant or imminent risk to public health in the United States.

‡ The Delta variant number aggregates the pango lineages B.1.617.2 and AY.

§ Omicron sequencing results were reported via the submitting lab. This dashboard will be updated with additional information on Wednesday 12/15/2021.

There is a time-lag of approximately two weeks between when a sample is collected, sequenced and then reported by GISAID. This chart reflects that time-lag.

# Oregon's COVID-19 Update

[Daily Data Tab](#)
[Case and Testing](#)
[Hospital Capacity](#)
[Emergency Department](#)

Data Current as of 12:01am 12/17/2021

## Oregon COVID-19 Testing Results as Reported to OPERA†

Total Cases	405,292	Total Deaths	5,531
<b>Cumulative COVID-19 Electronic Lab Reports (ELR) Testing in Oregon</b>		<b>Testing at Oregon State Public Health Lab (OSPHL)</b>	
Positive	550,303	Specimens received	271
Negative	7,861,337	Test results released	260
Total Tests	8,411,640	Specimens pending as of 8:00 PM yesterday	343
		Grand Total Results Released	104,735

## Age, Sex and Hospitalization Status for Confirmed and Presumptive COVID-19 Cases (Cumulative)

### Cases by Age Group

9 and younger	27,104 (6.7%)
10 to 19	49,858 (12.3%)
20 to 29	77,226 (19.1%)
30 to 39	71,048 (17.5%)
40 to 49	60,081 (14.8%)
50 to 59	49,816 (12.3%)
60 to 69	35,961 (8.9%)
70 to 79	20,874 (5.2%)
80+	12,603 (3.1%)
Not Available	721 (0.2%)
Grand Total	405,292 (100.0%)

### Cases by Sex (as reported to OHA)

Female	204,206 (50.4%)
Male	192,911 (47.6%)
Non-binary	44 (0.0%)
Not Available	8,131 (2.0%)
Grand Total	405,292 (100.0%)

### Hospitalized During Illness?

Yes	21,756 (5.4%)
No	222,903 (55.0%)
Not available	160,633 (39.6%)
Grand Total	405,292 (100.0%)

## Race, Ethnicity, Select Symptoms and Risk Factors for Confirmed and Presumptive COVID-19 Cases

### Cases by Race

White	219,057 (54.0%)
Black	8,982 (2.2%)
Asian	8,854 (2.2%)
American Indian/Alaska Native	6,709 (1.7%)
Pacific Islander	2,283 (0.6%)
Other	56,770 (14.0%)
Multiracial	5,730 (1.4%)
Not available	96,907 (23.9%)
Grand Total	405,292 (100.0%)

### Health Care Worker?

Yes	18,852 (4.7%)
No	163,844 (40.4%)
Not available	222,596 (54.9%)
Grand Total	405,292 (100.0%)

### Congregate Setting‡

Yes	22,325 (5.5%)
No	159,533 (39.4%)
Not available	223,434 (55.1%)
Grand Total	405,292 (100.0%)

### Cases by Ethnicity

Hispanic	64,894 (16.0%)
Not Hispanic	206,022 (50.8%)
Not Available	134,376 (33.2%)
Grand Total	405,292 (100.0%)

The Oregon COVID-19 epidemiological curve is available on the OHA COVID-19 webpage in the "Case and Testing Counts" Tableau Dashboard. Please click the orange box to the right to be redirected.

[Oregon Epi Curve](#)

### Notes:

Data are provisional and subject to change. Monday's COVID-19 Update includes new cases and deaths reported 12:01am Friday to 12:01am Monday. Monday's 'Testing at OSPHL' numbers are also summarized from the entire weekend.

\*Total cases include both presumptive and confirmed cases. Presumptive cases are people without a positive diagnostic test who have COVID-19-like symptoms and had close contact with a laboratory confirmed case.

†OPERA is the state of Oregon's electronic disease surveillance system for COVID-19.

‡Congregate settings include, but are not limited to, long-term care facilities, group homes, shelters, prisons, etc.

# Oregon's COVID-19 Update

Daily Data Update

Case and Testing

**Hospital Capacity**

Emergency Department

Data current as of 9:00am 12/17/2021

## Hospital Capacity and Usage in Oregon as reported to HOSCAP\*

Overall Capacity	Available		Total Staffed
Available Adult ICU Beds	52	Staffed Adult ICU Beds	693
Available Adult non-ICU Beds	256	Staffed Adult non-ICU Beds	4,112
Available Pediatric ICU Beds	3	Staffed Pediatric ICU Beds	41
Available Pediatric non-ICU Beds	48	Staffed Pediatric non-ICU Beds	268
Available Neonatal ICU Beds	51	Staffed Neonatal ICU Beds	278

COVID-19 Details	Total COVID-19 patients		Only COVID-19 Positive Patients
All Current COVID Patients	396	All COVID-Positive Patients	383
Patients in ICU Beds	108	Positive Patients in ICU Beds	103
Patients on Ventilators	51	Positive Patients on Ventilators	49

Available Ventilators 850

Additional HOSCAP information is available on Oregon's HOSCAP dashboard. Please click the orange button to the right to be redirected.

[Oregon HOSCAP Update](#)

### Notes

Data are provisional and subject to change.

\*"Total COVID-19 patients" include any patient who has either suspected COVID-19 or a positive COVID-19 test.

\*Every hospital in Oregon is asked to submit data twice daily to Oregon's Hospital Capacity Web System (HOSCAP). Data are based on the most recent report from the hospitals, available as of 9:00am. Hospital staff are asked to enter bed capacity information, by type, as well as the number of patients with suspected or confirmed COVID-19 illness who are currently hospitalized at the time of data entry. These data may conflict with hospitalization status in Orpheus due to case reporting and investigation lags and temporary discrepancies in case classification.

# Oregon's COVID-19 Update

Daily Data Update

Case and Testing

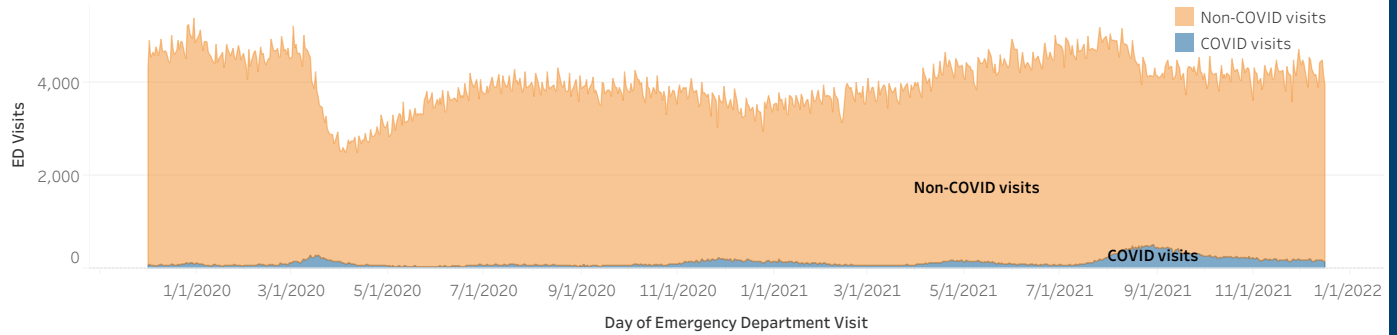
Hospital Capacity

**Emergency Department**

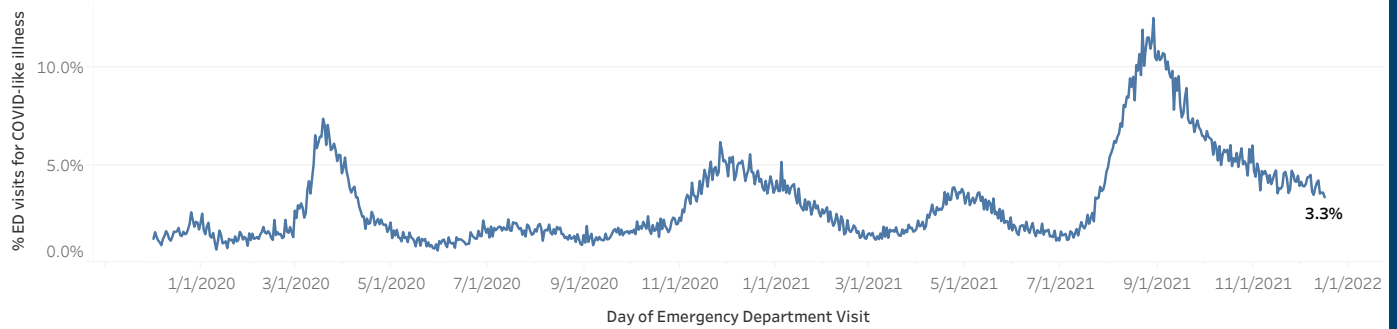
Data Current as of 12:01am 12/17/2021

## Emergency department visits in Oregon for COVID-19-like illness peaked in late August 2021 and are declining

This chart shows the number of statewide emergency department visits daily and whether they were for COVID-19-like illness (CLI).



This chart shows the percentage of statewide emergency department visits for COVID-19-like illness (CLI) by day.



[Downloadable weekly emergency department data](#) ➔

**Notes**

Data are from Oregon's Electronic Surveillance System for the Early Notification of Community-based Epidemics (ESSENCE), which allows for public health to monitor what is happening in emergency departments across the state. Oregon ESSENCE receives daily reports of ED visits from all 60 non-federal hospitals in Oregon. Data are provisional and subject to change.