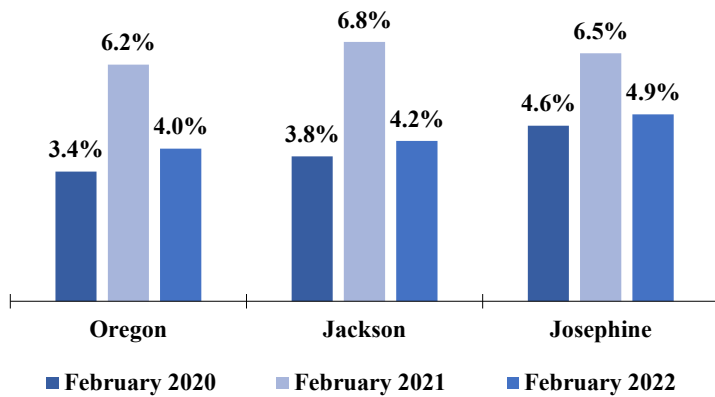


## Jackson & Josephine Counties

## March 2022 Edition

### Statewide and Local Unemployment Rates (Seasonally adjusted)

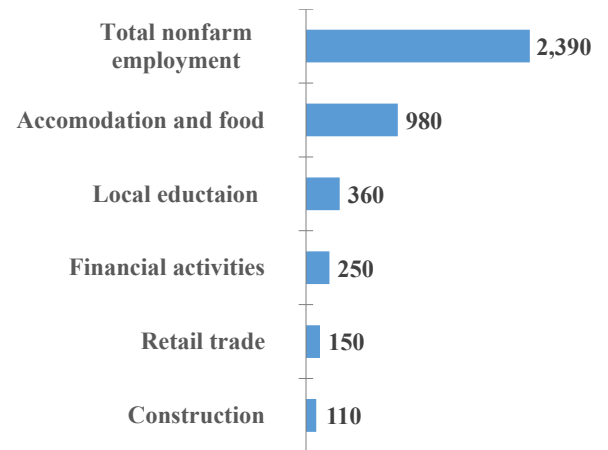
Source: Oregon Employment Department, Local Area Unemployment Statistics



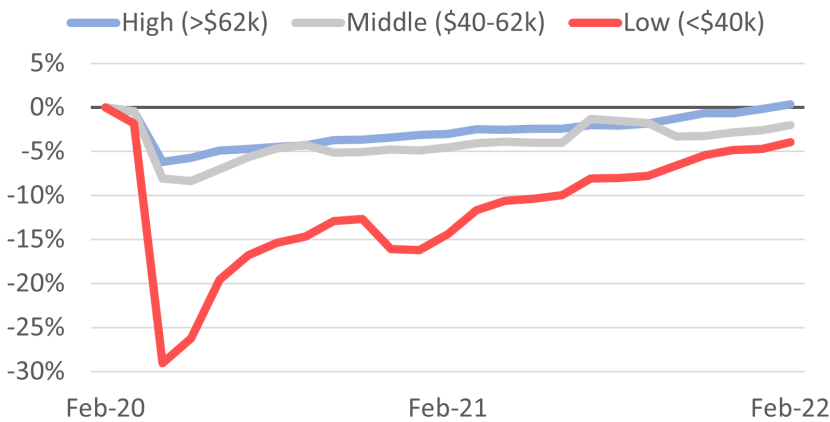
### Selected Industry Gains and Losses (Over-the-year net employment change)

Source: Oregon Employment Department, Current Employment Estimates

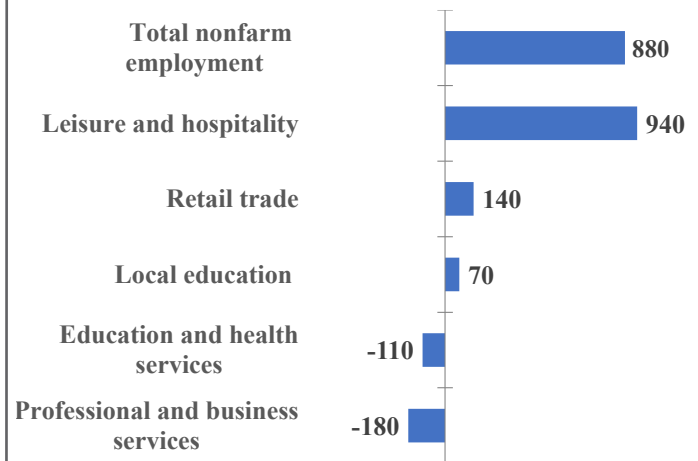
### Jackson County



### Graph of the Month Oregon Employment by Wage Percent Change Since February 2020, Terciles Based on Industry Average Wage Source: Oregon Employment Department, Oregon Office of Economic Analysis



### Josephine County



The Oregon Office of Economic Analysis has posted a story about the [Shifting Labor Market Dynamics](#) in Oregon. The updated graph above highlights that low-wage sectors in Oregon continue to have the largest amount of positions to fill since the beginning of the pandemic. Due to recent job gains and upward revisions during recent benchmarking of the retail, leisure and hospitality industries shows that full recovery is nearly here. The blog states that 80% of the workforce is seeing real wage declines due to inflation outpacing the wage gains. The economy is moving from recovery to expansion with some pandemic dynamics still being present.

**Polly Farrimond, Workforce Analyst/Economist**  
 Jackson, Josephine, Klamath, Lake, Douglas, Coos and Curry Counties  
[polly.a.farrimond@employ.oregon.gov](mailto:polly.a.farrimond@employ.oregon.gov) 541-414-5325

Follow our blog: [oregonemployment.blogspot.com](http://oregonemployment.blogspot.com)  
 Twitter: [twitter.com/OED\\_Research](https://twitter.com/OED_Research)  
 Website: [qualityinfo.org](http://qualityinfo.org)