

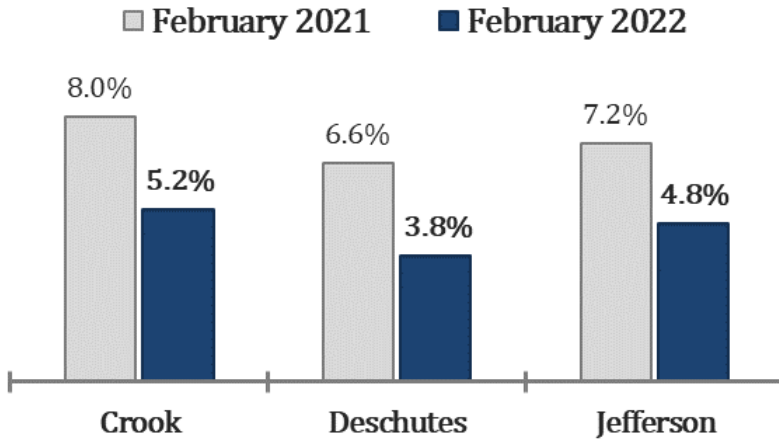


# Central Oregon Economic Indicators

(February 2022 data)

## March 2022 Edition

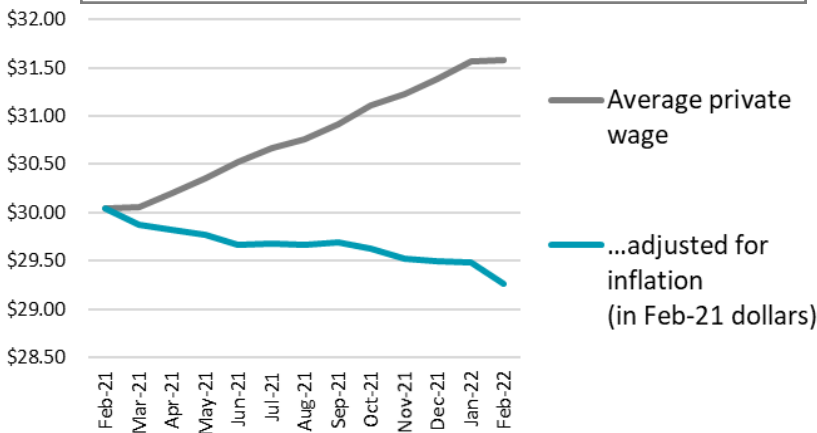
### Local Area Unemployment Rates (Seasonally adjusted)



### Graph of the Month

#### Average U.S. Private Sector Hourly Wage

Source: Bureau of Labor Statistics, Oregon Employment Department



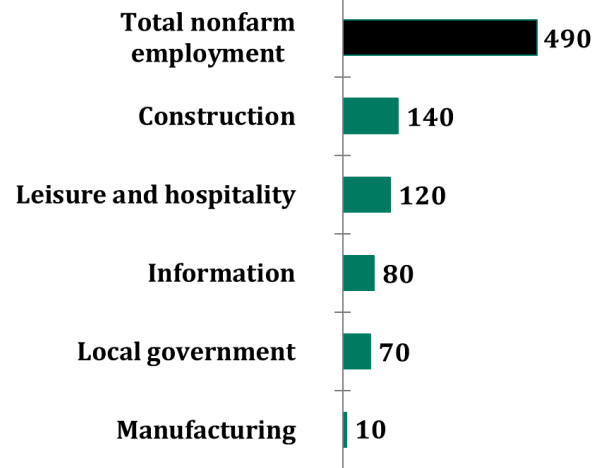
Deschutes' employment grew by 7.1% over the last 12 months, which was the second strongest Oregon metropolitan area job growth (behind Corvallis MSA). Crook had the second-highest county growth in Oregon at 7.7%, while Jefferson County maintained its steady growth at 2.7%.

Unemployment (seasonally adjusted) dropped in all three counties to near record lows. Crook sits at 5.2% (lowest monthly ever is 4.4%), Deschutes sits at 3.8% (3.3%), and Jefferson sits at 4.8% (4.1%).

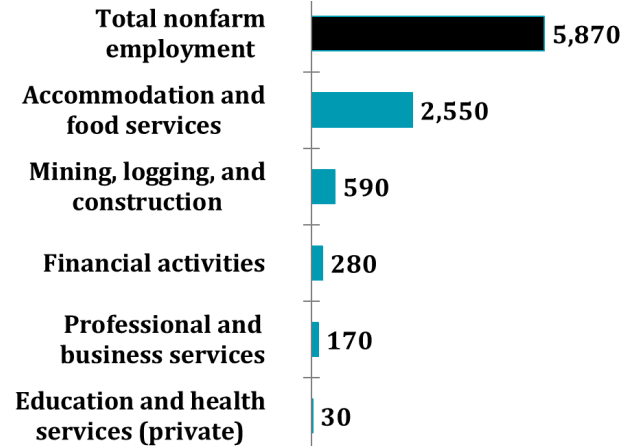
While the average U.S. worker has seen a nominal increase of around \$1.50 in hourly wage over the year, ballooning inflation, which increased 7.9% over the past year, has resulted in a decrease in real wage.

### Select Industry Gains and Losses (Over-the-year net employment change)

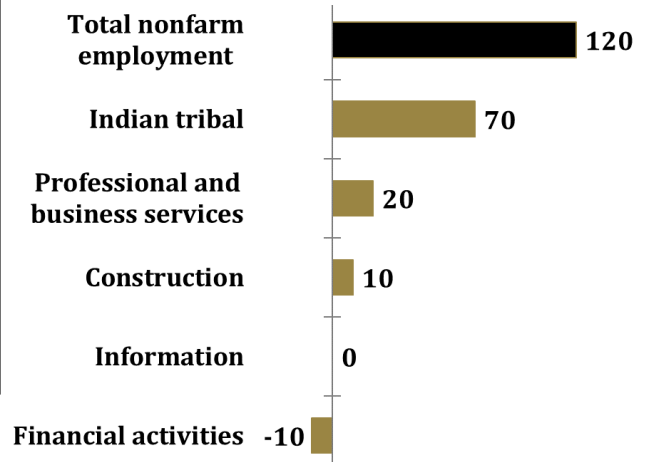
#### Crook County



#### Deschutes County



#### Jefferson County



Want to join the distribution list?

Christian Kaylor

christian.r.kaylore@oregon.gov