

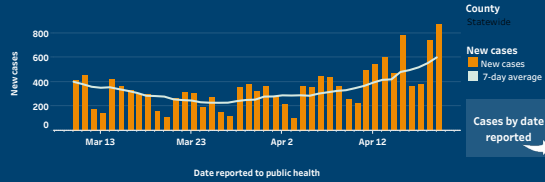
Oregon's COVID-19 Update 4/19/2022

CASES — Statewide

Data Current as of 12:01am 4/20/2022

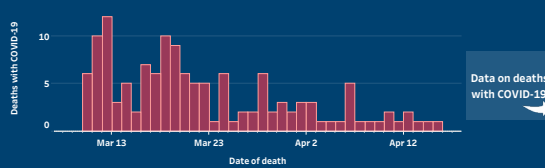
New cases	7-day average
872	600.7
Total cases	
712,686	

Source: Opera



Newly reported deaths with COVID-19	8
Total deaths	7,468

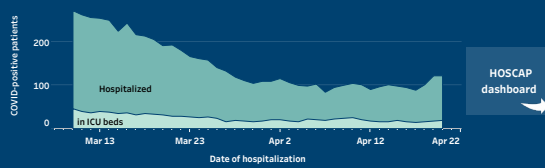
Source: Opera



HEALTH CARE — Statewide

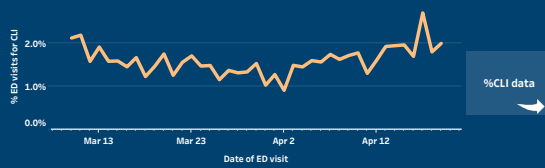
Current COVID-19 positive patients	
Hospitalized	122
in ICU beds	19

Source: HOSCAP



Emergency department visits for COVID-19-like illness (CLI)	2.0%
---	------

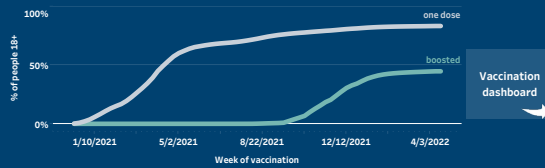
Source: Oregon ESSENCE



VACCINATION — Statewide

Vaccination coverage, statewide people ages 18+	
One dose	83.5%
Boosted	44.8%

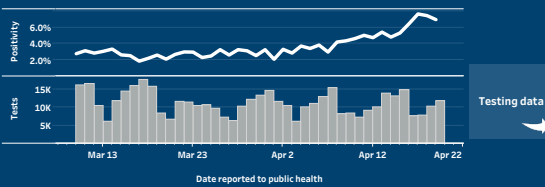
Updated weekly | Source: ALERT IIS



TESTING — Statewide | SEQUENCING — Statewide

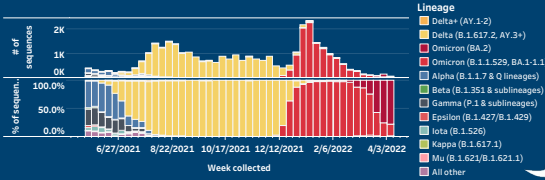
Test positivity	7.0%
Tests reported	11,755

Source: ELR and OCRP



Total Variants of Concern	
Delta (B.1.617.2, AY)	20,097
Omicron (B.1.1.529, BA.1-1.1)	11,464
Omicron (BA.2)	346

Updated weekly | Source: GISAID



Data are provisional and subject to change.

Opera is Oregon's COVID-19 disease surveillance system. Total cases include both presumptive and confirmed cases. Presumptive cases are people without a positive diagnostic test who have COVID-19-like symptoms and had close contact with a laboratory confirmed case.

Oregon's Hospital Capacity Web System (HOSCAP) data are from the most recent report from the hospitals, as of 9:00am. Every hospital in Oregon is asked to submit data twice daily.

Oregon ESSENCE, Electronic Surveillance System for the Early Notification of Community-based Epidemics, allows for public health to monitor what is happening in emergency departments across the state. Oregon ESSENCE receives daily reports of emergency department visits from all 60 non-federal hospitals in Oregon.

Vaccination data are from the Oregon ALERT Immunization Information System (IIS). COVID-19 vaccination providers must report administration data to ALERT IIS no later than 72 hours after administration.

Testing data are from electronic laboratory reports (ELR) and the Oregon COVID-19 Reporting Portal (OCRPP). Tests are counted by the date received by public health. Counts reflect individual tests and not individual persons tested. Non-antibody and non-info only COVID results are deduplicated based on medical record number (MRN), accession number, facility and result daily.

Variant data are from the open-source sequencing data platform GISAID and are updated weekly on Wednesdays. There is a lag of approximately two weeks between when a sample is collected, sequenced and then reported by GISAID; this chart reflects that time-lag.

Oregon's COVID-19 Update 4/19/2022

	New COVID-19 cases		COVID-19 case rates, totals		Deaths with COVID-19		COVID-19 tests			
	New cases	7-day Avg.	Rate per 100K in last 7 days	Total cases	Newly reported	Total	Positivity	%		
Baker	2	0.3	Baker	11.8	3,212	Baker	0	48	Baker	3.6%
Benton	17	22.0	Benton	162.7	15,452	Benton	0	69	Benton	4.7%
Clackamas	74	60.9	Clackamas	99.9	60,811	Clackamas	0	627	Clackamas	7.0%
Clatsop	5	2.9	Clatsop	50.7	4,637	Clatsop	0	49	Clatsop	12.1%
Columbia	14	6.3	Columbia	82.6	7,640	Columbia	0	93	Columbia	4.7%
Coos	3	2.4	Coos	26.8	10,709	Coos	0	152	Coos	6.3%
Crook	1	1.3	Crook	38.4	6,054	Crook	0	79	Crook	8.7%
Curry	0	0.1	Curry	4.3	3,353	Curry	0	54	Curry	0.0%
Deschutes	54	31.3	Deschutes	111.2	46,283	Deschutes	0	284	Deschutes	10.1%
Douglas	8	3.9	Douglas	24.0	19,783	Douglas	0	390	Douglas	2.7%
Gilliam	0	0.1	Gilliam	50.3	284	Gilliam	0	5	Gilliam	0.0%
Grant	0	1.7	Grant	164.0	1,694	Grant	0	21	Grant	0.0%
Harney	0	0.4	Harney	41.2	1,605	Harney	0	38	Harney	0.0%
Hood River	13	2.9	Hood River	78.0	3,586	Hood River	0	43	Hood River	2.8%
Jackson	26	16.4	Jackson	51.5	42,870	Jackson	0	528	Jackson	3.8%
Jefferson	2	1.6	Jefferson	45.6	7,238	Jefferson	0	91	Jefferson	4.0%
Josephine	5	4.4	Josephine	35.8	16,384	Josephine	1	334	Josephine	3.3%
Klamath	7	3.0	Klamath	30.8	14,155	Klamath	0	220	Klamath	3.7%
Lake	2	0.6	Lake	49.5	1,412	Lake	1	28	Lake	4.0%
Lane	61	43.3	Lane	79.5	57,790	Lane	1	532	Lane	3.8%
Lincoln	4	2.9	Lincoln	41.4	7,052	Lincoln	0	86	Lincoln	6.2%
Linn	17	13.0	Linn	71.5	26,607	Linn	0	268	Linn	5.1%
Malheur	1	0.6	Malheur	12.5	8,214	Malheur	0	108	Malheur	0.0%
Marion	48	33.7	Marion	67.6	69,250	Marion	0	715	Marion	5.1%
Morrow	1	0.7	Morrow	39.0	2,958	Morrow	0	34	Morrow	0.0%
Multnomah	304	210.3	Multnomah	177.4	116,028	Multnomah	1	1,192	Multnomah	11.2%
Polk	10	9.9	Polk	82.3	15,364	Polk	0	131	Polk	3.5%
Sherman	1	0.3	Sherman	111.4	320	Sherman	0	6	Sherman	0.0%
Tillamook	4	3.6	Tillamook	94.2	3,700	Tillamook	0	64	Tillamook	5.3%
Umatilla	9	4.4	Umatilla	38.0	22,392	Umatilla	2	216	Umatilla	4.2%
Union	2	0.9	Union	22.4	5,027	Union	0	78	Union	0.0%
Wallowa	1	0.4	Wallowa	41.9	1,254	Wallowa	0	16	Wallowa	0.0%
Wasco	2	1.7	Wasco	44.0	5,147	Wasco	0	60	Wasco	1.7%
Washington	166	105.6	Washington	119.2	86,365	Washington	2	588	Washington	7.1%
Wheeler	1	0.3	Wheeler	138.9	244	Wheeler	0	3	Wheeler	0.0%
Yamhill	7	6.9	Yamhill	44.2	17,812	Yamhill	0	218	Yamhill	3.1%

Data are provisional and subject to change.

Oregon's COVID-19 disease surveillance system (Opera). Total cases include both presumptive and confirmed cases. Presumptive cases are people without a positive diagnostic test who have COVID-19-like symptoms and had close contact with a laboratory confirmed case.

Testing data are from electronic laboratory reports (ELR) and the Oregon COVID-19 Reporting Portal (OCRPR). Tests are counted by the date received by public health. Counts reflect individual tests and not individual persons tested. Non-antibody and non-info only COVID results are deduplicated based on medical record number (MRN), accession number, facility and result daily.