

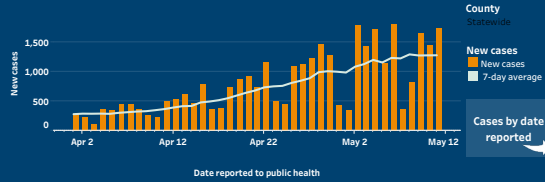
## Oregon's COVID-19 Update 5/11/2022

### CASES — Statewide

Data Current as of 12:01am 5/12/2022

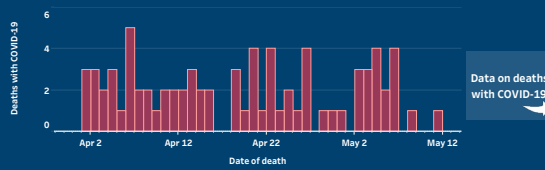
|                |                |
|----------------|----------------|
| New cases      | 7-day average  |
| <b>1,735</b>   | <b>1,282.0</b> |
| Total cases    |                |
| <b>737,186</b> |                |

Source: Opera



|                                     |
|-------------------------------------|
| Newly reported deaths with COVID-19 |
| <b>8</b>                            |
| Total deaths                        |
| <b>7,556</b>                        |

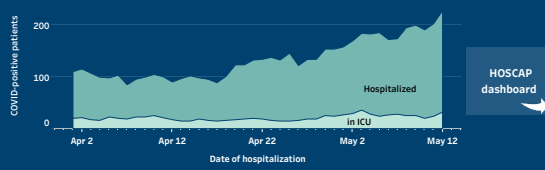
Source: Opera



### HEALTH CARE — Statewide

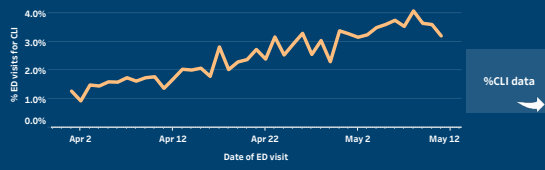
|                                    |            |
|------------------------------------|------------|
| Current COVID-19 positive patients |            |
| Hospitalized                       | <b>226</b> |
| in ICU beds                        | <b>32</b>  |

Source: HOSCAP



|   |
|---|
| Emergency department visits for COVID-19-like illness (CLI) |
| <b>3.2%</b>   |

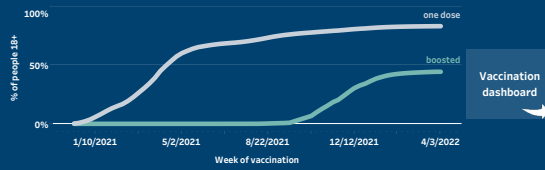
Source: Oregon ESSENCE



### VACCINATION — Statewide

|   |              |
|---|--------------|
| Vaccination coverage, statewide people ages 18+ |              |
| One dose  | <b>83.3%</b> |
| Boosted   | <b>44.4%</b> |

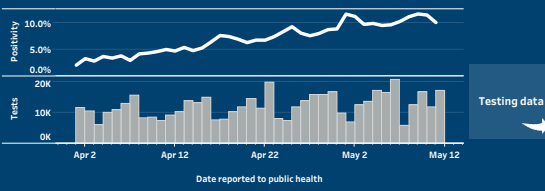
Updated weekly | Source: ALERT IIS



### TESTING — Statewide | SEQUENCING — Statewide

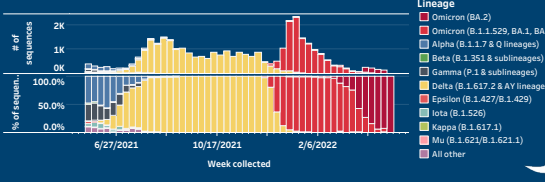
|                 |
|-----------------|
| Test positivity |
| <b>10.1%</b>    |
| Tests reported  |
| <b>17,132</b>   |

Source: ELR and OCRP



|                                 |               |
|---------------------------------|---------------|
| Total Variants of Concern       |               |
| Omicron (B.1.1.529, BA.1, BA.3) | <b>11,610</b> |
| Omicron (BA.2)                  | <b>863</b>    |

Updated weekly | Source: GISAID



Data are provisional and subject to change.

Opera is Oregon's COVID-19 disease surveillance system. Total cases include both presumptive and confirmed cases. Presumptive cases are people without a positive diagnostic test who have COVID-19-like symptoms and had close contact with a laboratory confirmed case.

Oregon's Hospital Capacity Web System (HOSCAP) data are from the most recent report from the hospitals, as of 9:00am. Every hospital in Oregon is asked to submit data twice daily.

Oregon ESSENCE, Electronic Surveillance System for the Early Notification of Community-based Epidemics, allows for public health to monitor what is happening in emergency departments across the state. Oregon ESSENCE receives daily reports of emergency department visits from all 60 non-federal hospitals in Oregon.

Vaccination data are from the Oregon ALERT Immunization Information System (IIS). COVID-19 vaccination providers must report administration data to ALERT IIS no later than 72 hours after administration.

Testing data are from electronic laboratory reports (ELR) and the Oregon COVID-19 Reporting Portal (OCRPP). Tests are counted by the date received by public health. Counts reflect individual tests and not individual persons tested. Non-antibody and non-info only COVID results are deduplicated based on medical record number (MRN), accession number, facility and result daily.

Variant data are from the open-source sequencing data platform GISAID and are updated weekly on Wednesdays. There is a lag of approximately two weeks between when a sample is collected, sequenced and then reported by GISAID; this chart reflects that time-lag.

## Oregon's COVID-19 Update 5/11/2022

| New COVID-19 cases |           |            | COVID-19 case rates, totals  |             | Deaths with COVID-19 |            | COVID-19 tests |            |            |       |
|--------------------|-----------|------------|------------------------------|-------------|----------------------|------------|----------------|------------|------------|-------|
|                    | New cases | 7-day Avg. | Rate per 100K in last 7 days | Total cases | Newly reported       | Total      |                | %          |            |       |
|                    |           |            |                              |             |                      |            |                | Positivity |            |       |
| Baker              | 4         | 1.4        | Baker                        | 59.1        | 3,230                | Baker      | 0              | 48         | Baker      | 3.4%  |
| Benton             | 51        | 36.4       | Benton                       | 269.4       | 16,234               | Benton     | 0              | 71         | Benton     | 7.4%  |
| Clackamas          | 177       | 157.0      | Clackamas                    | 257.7       | 63,625               | Clackamas  | 0              | 632        | Clackamas  | 10.2% |
| Clatsop            | 12        | 7.9        | Clatsop                      | 139.4       | 4,799                | Clatsop    | 0              | 50         | Clatsop    | 14.2% |
| Columbia           | 27        | 15.4       | Columbia                     | 202.7       | 7,967                | Columbia   | 0              | 95         | Columbia   | 9.1%  |
| Coos               | 17        | 8.6        | Coos                         | 94.8        | 10,837               | Coos       | 0              | 153        | Coos       | 12.1% |
| Crook              | 7         | 6.0        | Crook                        | 179.2       | 6,153                | Crook      | 0              | 79         | Crook      | 8.8%  |
| Curry              | 3         | 1.4        | Curry                        | 43.5        | 3,385                | Curry      | 0              | 54         | Curry      | 5.8%  |
| Deschutes          | 104       | 87.1       | Deschutes                    | 309.6       | 47,807               | Deschutes  | 0              | 286        | Deschutes  | 16.0% |
| Douglas            | 13        | 13.3       | Douglas                      | 82.6        | 19,991               | Douglas    | 3              | 396        | Douglas    | 10.0% |
| Gilliam            | 0         | 0.0        | Gilliam                      | 0.0         | 284                  | Gilliam    | 0              | 5          | Gilliam    | 0.0%  |
| Grant              | 2         | 0.4        | Grant                        | 41.0        | 1,704                | Grant      | 0              | 21         | Grant      | 0.0%  |
| Harney             | 0         | 1.1        | Harney                       | 109.9       | 1,615                | Harney     | 0              | 38         | Harney     | 27.3% |
| Hood River         | 6         | 6.0        | Hood River                   | 163.8       | 3,683                | Hood River | 0              | 43         | Hood River | 9.6%  |
| Jackson            | 53        | 33.6       | Jackson                      | 105.3       | 43,516               | Jackson    | 1              | 534        | Jackson    | 7.7%  |
| Jefferson          | 4         | 5.9        | Jefferson                    | 170.1       | 7,315                | Jefferson  | 0              | 92         | Jefferson  | 8.6%  |
| Josephine          | 8         | 10.9       | Josephine                    | 87.8        | 16,613               | Josephine  | 0              | 339        | Josephine  | 3.8%  |
| Klamath            | 8         | 7.9        | Klamath                      | 80.8        | 14,283               | Klamath    | 0              | 222        | Klamath    | 5.5%  |
| Lake               | 2         | 1.1        | Lake                         | 99.1        | 1,428                | Lake       | 0              | 29         | Lake       | 3.6%  |
| Lane               | 169       | 109.0      | Lane                         | 200.1       | 59,691               | Lane       | 0              | 540        | Lane       | 10.1% |
| Lincoln            | 15        | 10.9       | Lincoln                      | 157.3       | 7,211                | Lincoln    | 0              | 85         | Lincoln    | 29.0% |
| Linn               | 45        | 31.1       | Linn                         | 171.2       | 27,219               | Linn       | 0              | 268        | Linn       | 7.4%  |
| Malheur            | 1         | 1.7        | Malheur                      | 37.4        | 8,251                | Malheur    | 0              | 108        | Malheur    | 2.9%  |
| Marion             | 94        | 75.3       | Marion                       | 151.0       | 70,656               | Marion     | 1              | 721        | Marion     | 7.4%  |
| Morrow             | 1         | 1.3        | Morrow                       | 70.2        | 2,980                | Morrow     | 0              | 34         | Morrow     | 6.3%  |
| Multnomah          | 423       | 339.0      | Multnomah                    | 286.1       | 123,448              | Multnomah  | 3              | 1,206      | Multnomah  | 12.1% |
| Polk               | 30        | 20.0       | Polk                         | 167.1       | 15,749               | Polk       | 0              | 134        | Polk       | 12.5% |
| Sherman            | 0         | 0.0        | Sherman                      | 0.0         | 321                  | Sherman    | 0              | 6          | Sherman    | 0.0%  |
| Tillamook          | 8         | 5.6        | Tillamook                    | 147.0       | 3,819                | Tillamook  | 0              | 64         | Tillamook  | 25.0% |
| Umatilla           | 14        | 10.1       | Umatilla                     | 87.1        | 22,532               | Umatilla   | 0              | 225        | Umatilla   | 12.0% |
| Union              | 0         | 4.1        | Union                        | 108.0       | 5,063                | Union      | 0              | 80         | Union      | 7.5%  |
| Wallowa            | 1         | 0.3        | Wallowa                      | 27.9        | 1,267                | Wallowa    | 0              | 16         | Wallowa    | 0.0%  |
| Wasco              | 7         | 4.0        | Wasco                        | 102.6       | 5,212                | Wasco      | 0              | 63         | Wasco      | 19.2% |
| Washington         | 388       | 241.0      | Washington                   | 272.1       | 90,808               | Washington | 0              | 594        | Washington | 9.6%  |
| Wheeler            | 1         | 0.3        | Wheeler                      | 138.9       | 246                  | Wheeler    | 0              | 3          | Wheeler    | 0.0%  |
| Yamhill            | 40        | 26.9       | Yamhill                      | 173.1       | 18,244               | Yamhill    | 0              | 222        | Yamhill    | 6.2%  |

Data are provisional and subject to change.

Oregon's COVID-19 disease surveillance system (Opera). Total cases include both presumptive and confirmed cases. Presumptive cases are people without a positive diagnostic test who have COVID-19-like symptoms and had close contact with a laboratory confirmed case.

Testing data are from electronic laboratory reports (ELR) and the Oregon COVID-19 Reporting Portal (OCRPP). Tests are counted by the date received by public health. Counts reflect individual tests and not individual persons tested. Non-antibody and non-info only COVID results are deduplicated based on medical record number (MRN), accession number, facility and result daily.