



The Oregon Health Authority (OHA) is part of the statewide response working to address and reduce the effects of COVID-19 on the lives of Oregonians. Data presented here are from the OHA Public Health Division.

[View All COVID-19 Data Dashboards](#)

[OHA COVID-19 Website](#)

[Summary Table](#)

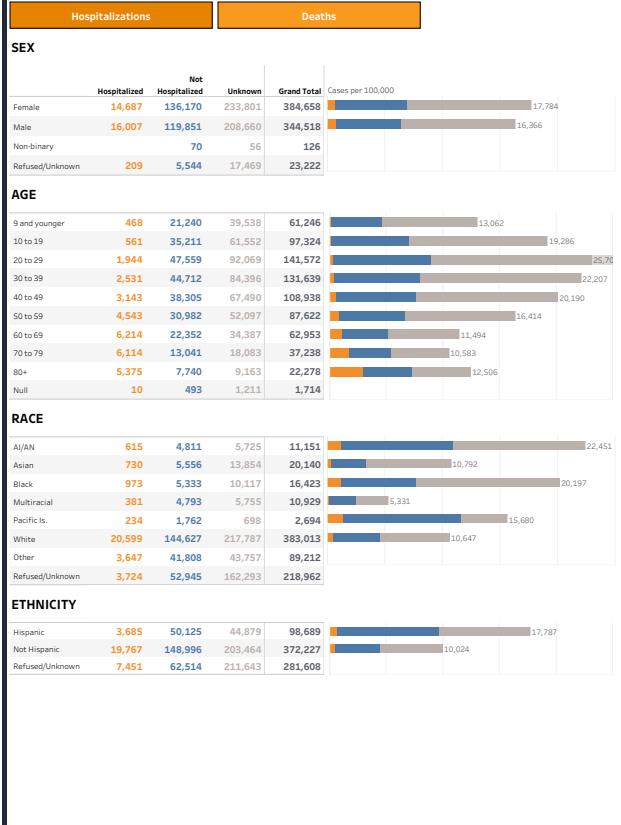
[Contact Us](#)



Case Demographics **Disease Severity** **Severity Trends** Data current as of 12:01am 5/25/2022

Oregon's COVID-19 Case Rates by Demographic Group

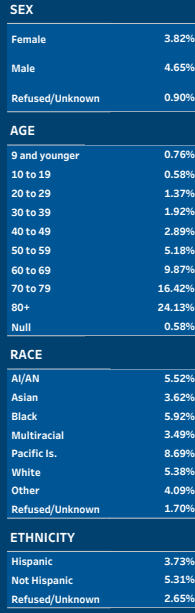
This dashboard shows the case rates per 100,000 people and the total number of reported COVID-19 cases in Oregon broken out by sex, age group, race, and ethnicity. Use the toggle below to see how many COVID-19 cases in each demographic group were ever hospitalized for their illness and how many have died from their illness. Hover over a bar to see the exact number of cases in each category and the percentage of total cases that fall in that category.



[More on Open, OHA's hospitalization data source](#)

COVID-19 Quick Facts: Hospitalization

Below, you can see the percent of COVID-19 cases who have ever been hospitalized for their illness broken out by sex, age group, race, and ethnicity.



This dashboard reports data of complete weeks, and is updated weekly on Thursdays.

*A/AN = American Indian or Alaska Native; Pacific Is. = Native Hawaiian or Other Pacific Islander.

During the course of the case investigation, people are asked to self-report their race, ethnicity, tribal affiliation, country of origin, or ancestry. Many people who consider themselves Hispanic or Latinx, which is an ethnicity, will use one of these or an equivalent term to describe their race, which then gets categorized as "Other" race. Currently, 80.5% of case-patients shown as "Other" race above reported that they are Hispanic or Latinx.

Rates shown on this dashboard are calculated using population estimates from the 2020 Annual Population Report from Portland State University's College of Urban & Public Affairs Population Research Center and 2019 housing and demographic data from the U.S. Census Bureau's American Community Survey (ACS).



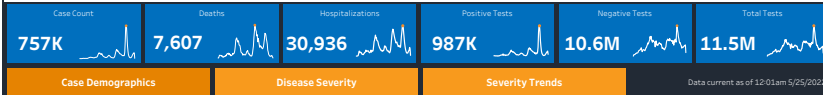
The Oregon Health Authority (OHA) is part of the statewide response working to address and reduce the effects of COVID-19 on the lives of Oregonians. Data presented here are from the OHA Public Health Division.

[View All COVID-19 Data Dashboards](#)

[OHA COVID-19 Website](#)

[Summary Table](#)

[Contact Us](#)



Case Demographics | Disease Severity | Severity Trends | Data current as of 12:01am 5/25/2022

Oregon's COVID-19 Case Rates by Demographic Group

This dashboard shows the case rates per 100,000 people and the total number of reported COVID-19 cases in Oregon broken out by sex, age group, race, and ethnicity. Use the toggle below to see how many COVID-19 cases in each demographic group were ever hospitalized for their illness and how many have died from their illness. Hover over a bar to see the exact number of cases in each category and the percentage of total cases that fall in that category.

Hospitalizations | **Deaths**

SEX

	Deceased	Alive	Grand Total	Cases per 100,000
Female	3,351	381,307	384,658	17,784
Male	4,196	340,322	344,518	16,366
Non-binary	126	126	126	
Refused/Unknown	57	23,165	23,222	

AGE

Age Group	Deceased	Alive	Grand Total	Cases per 100,000
9 and younger	5	61,241	61,246	13,062
10 to 19	4	97,320	97,324	19,286
20 to 29	38	141,534	141,572	28,207
30 to 39	125	131,514	131,639	22,207
40 to 49	307	108,631	108,938	20,190
50 to 59	706	86,916	87,622	16,414
60 to 69	1,405	61,548	62,953	11,494
70 to 79	1,887	35,351	37,238	10,583
80+	3,127	19,151	22,278	12,506
Null		1,714	1,714	

RACE

Race	Deceased	Alive	Grand Total	Cases per 100,000
A/AN	125	11,026	11,151	22,451
Asian	132	20,008	20,140	10,792
Black	129	16,294	16,423	20,197
Multiracial	79	10,850	10,929	5,331
Pacific Is.	30	2,664	2,694	15,680
White	5,031	377,982	383,013	10,647
Other	501	88,711	89,212	
Refused/Unknown	1,577	217,385	218,962	

ETHNICITY

Ethnicity	Deceased	Alive	Grand Total	Cases per 100,000
Hispanic	422	98,267	98,689	17,787
Not Hispanic	4,661	367,566	372,227	10,024
Refused/Unknown	2,521	279,087	281,608	

More on Open, OHA's hospitalization data source

COVID-19 Quick Facts: Deaths

Below, you can see the percent of COVID-19 cases who have died broken out by sex, age group, race, and ethnicity.

SEX

Female	0.87%
Male	1.22%
Refused/Unknown	0.25%

AGE

9 and younger	0.01%
10 to 19	0.00%
20 to 29	0.03%
30 to 39	0.09%
40 to 49	0.28%
50 to 59	0.81%
60 to 69	2.23%
70 to 79	5.07%
80+	14.04%

RACE

A/AN	1.12%
Asian	0.66%
Black	0.79%
Multiracial	0.72%
Pacific Is.	1.11%
White	1.31%
Other	0.56%
Refused/Unknown	0.72%

ETHNICITY

Hispanic	0.43%
Not Hispanic	1.25%
Refused/Unknown	0.90%

This dashboard reports data of complete weeks, and is updated weekly on Thursdays.

*A/AN = American Indian or Alaska Native; Pacific Is. = Native Hawaiian or Other Pacific Islander.

During the course of the case investigation, people are asked to self-report their race, ethnicity, tribal affiliation, country of origin, or ancestry. Many people who consider themselves Hispanic or Latino, which is an ethnicity, will use one of these or an equivalent term to describe their race, which then gets categorized as "Other" race. Currently, 80.5% of case-patients shown as "Other" race above reported that they are Hispanic or Latino.

Rates shown on this dashboard are calculated using population estimates from the 2020 Annual Population Report from Portland State University's College of Urban & Public Affairs Population Research Center and 2019 housing and demographic data from the U.S. Census Bureau's American Community Survey (ACS).

Oregon Health Authority The Oregon Health Authority (OHA) is part of the statewide response working to address and reduce the effects of COVID-19 on the lives of Oregonians. Data presented here are from the OHA COVID Response and Recovery Unit (CRRU).

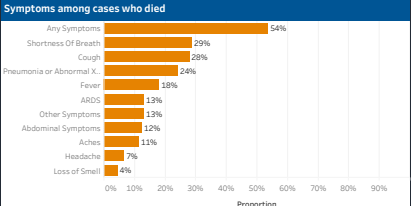
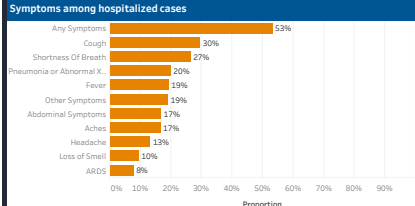
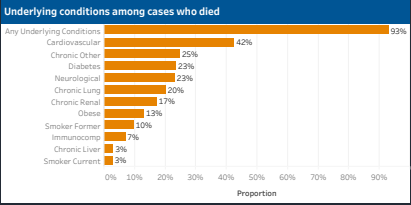
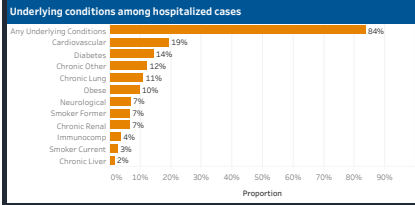
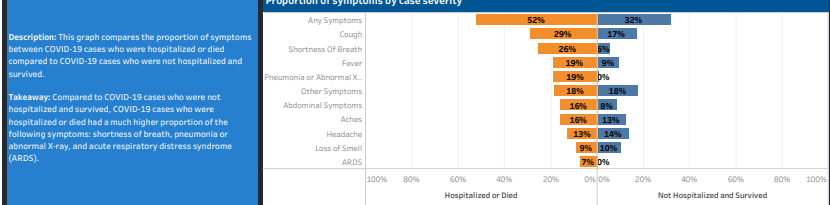
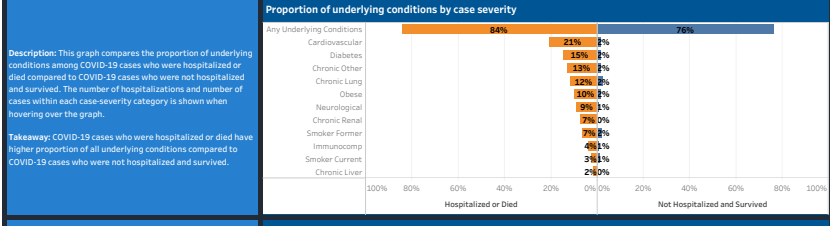
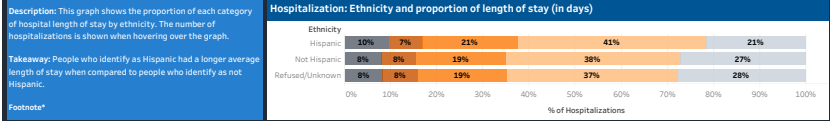
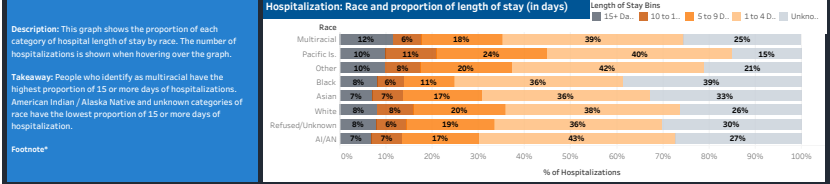
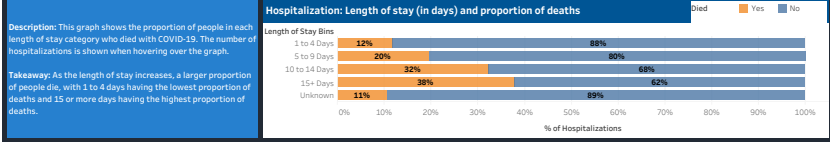
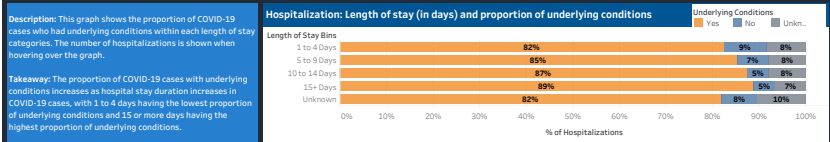
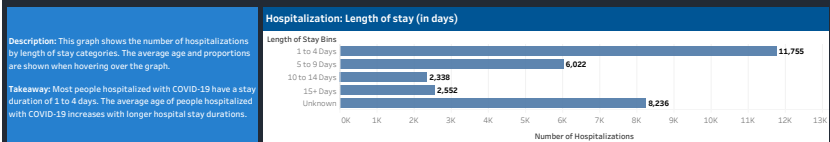
View All COVID-19 Data Dashboards OHA COVID-19 Website

Case Count	Deaths	Hospitalizations	Positive Tests	Negative Tests	Total Tests
757K	7,607	30,936	987K	10.6M	11.5M

Case Demographics Disease Severity Severity Trends

Data current as of 12:01am 5/25/2022

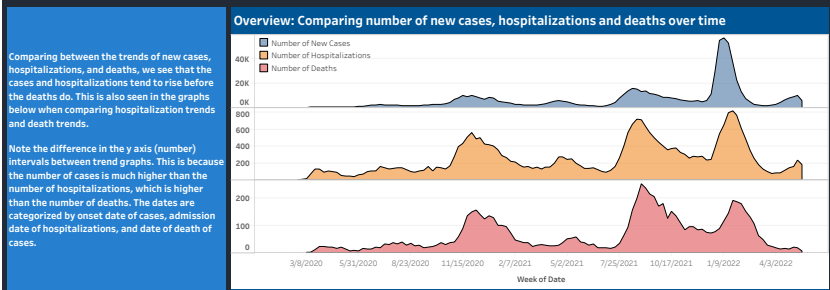
In this dashboard, we take a closer look at the disease severity of people diagnosed with COVID-19. Below are visualizations that examine the various factors of COVID-19 related hospitalizations and deaths.



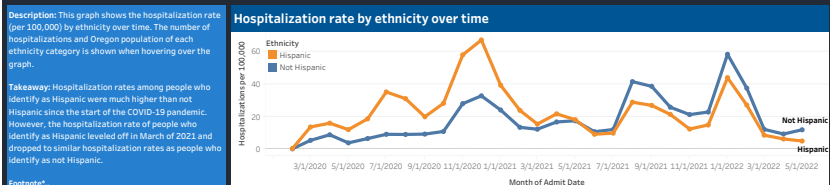
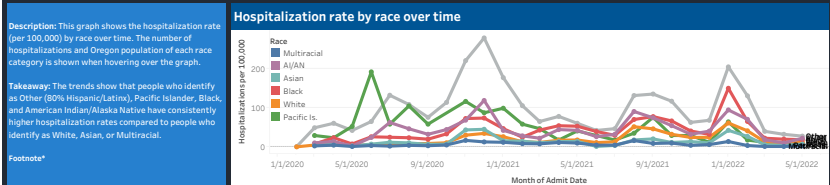
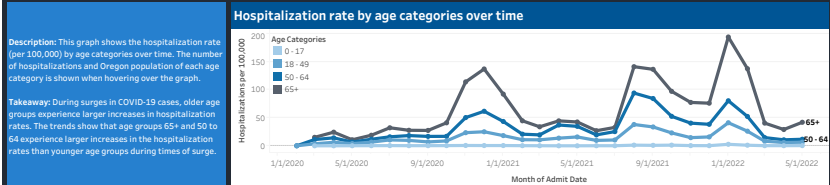
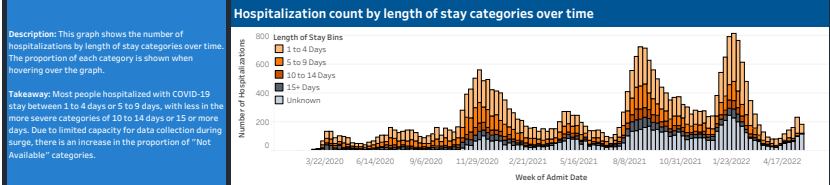
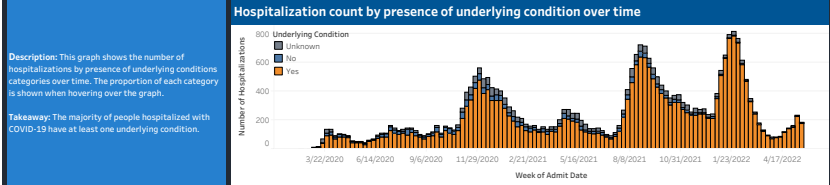
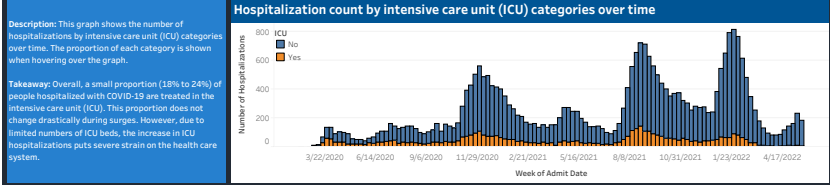
This dashboard reports data of complete weeks, and is updated weekly on Thursdays.

*Many people who consider themselves Hispanic or Latinx, which is an ethnicity, will use one of these or an equivalent term to describe their race, which then gets categorized as "Other" race. Currently, 80% of case-patients shown as "Other" race reported that they are Hispanic or Latinx.

In this dashboard, we take a look at the trends of hospitalizations and deaths by various factors. Some trends have been converted from counts to rate (per 100,000) for a more accurate comparison of demographics groups that have different population sizes.



Hospitalization Trends Data Death Trends Data



This dashboard reports data of complete weeks, and is updated weekly on Thursdays.

*Many people who consider themselves Hispanic or Latinx, which is an ethnicity, will use one of these or an equivalent term to describe their race, which then gets categorized as "Other" race. Currently, 80% of case-patients shown as "Other" race reported that they are Hispanic or Latinx.

During times of COVID-19 surge, hospitalization data ascertainment is delayed and slowed, which is why the total number of hospitalized people is lower than expected. There are likely more hospitalizations for each racial and ethnic group than displayed. However, these data are backfilled at regular intervals and will more accurately reflect the hospitalization data in the future.

The proportion of unknown racial and ethnic identity has risen over time, which decreases the accuracy of data. Because there is no population count for racial category "Unknown," rate cannot be calculated. The hospitalization count is shown in the Summary Table.

Oregon Health Authority The Oregon Health Authority (OHA) is part of the statewide response working to address and reduce the effects of COVID-19 on the lives of Oregonians. Data presented here are from the OHA COVID Response and Recovery Unit (CRRU).

View All COVID-19 Data Dashboards OHA COVID-19 Website

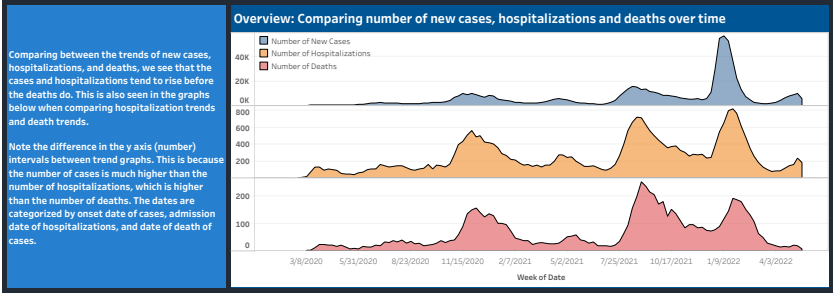
Summary Table Contact Us

Case Count: **757K** Deaths: **7,607** Hospitalizations: **30,936** Positive Tests: **987K** Negative Tests: **10.6M** Total Tests: **11.5M**

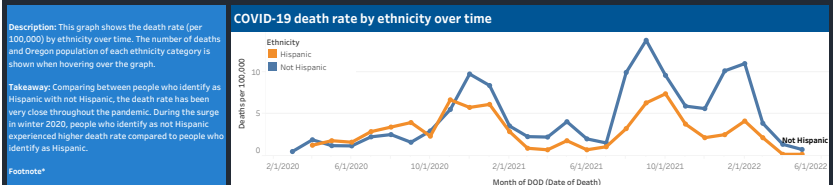
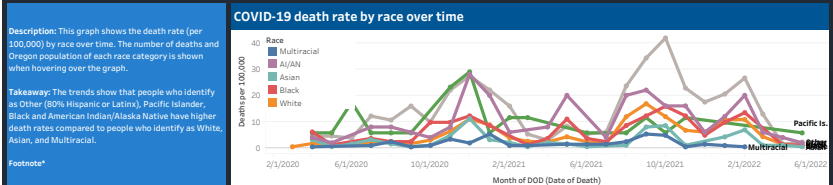
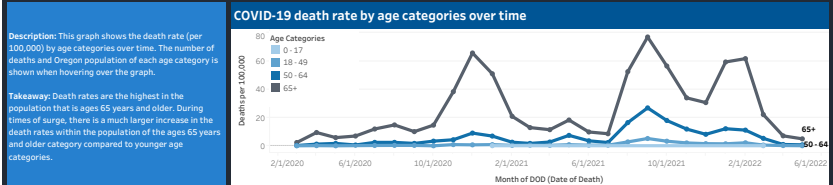
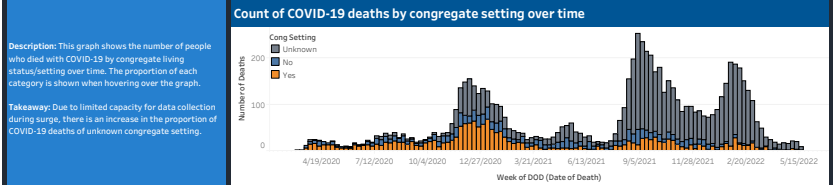
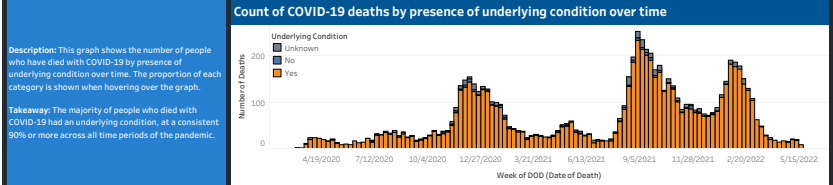
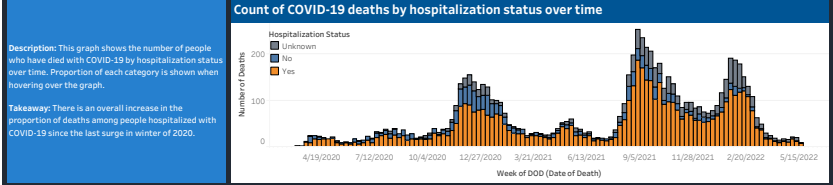
Case Demographics Disease Severity Severity Trends

Data current as of 12:01am 5/25/2022

In this dashboard, we take a look at the trends of hospitalizations and deaths by various factors. Some trends have been converted from counts to rate (per 100,000) for a more accurate comparison of demographics groups that have different population sizes.



Hospitalization Trends Data Death Trends Data



This dashboard reports data of complete weeks, and is updated weekly on Thursdays.

*Many people who consider themselves Hispanic or Latinx, which is an ethnicity, will use one of these or an equivalent term to describe their race, which then gets categorized as "Other" race. Currently, 80% of case-patients shown as "Other" race reported that they are Hispanic or Latinx.

The proportion of unknown racial and ethnic identity has risen over time, which decreases the accuracy of data. Because there is no population count for racial category "Unknown," rate cannot be calculated. The death count is shown in the Summary Table.

T1. SEX

Sex Categories	Hospitalized	Not Hospitalized	Unknown
Female	14,687	136,170	233,801
Male	16,007	119,851	208,660
Non-binary		70	56
Refused/Unknown	209	5,544	17,469

T10. Population by Age

Age Categories	
9 and younger	468,899
10 to 19	504,630
20 to 29	550,693
30 to 39	592,770
40 to 49	539,557
50 to 59	533,824
60 to 69	547,694
70 to 79	351,853
80+	178,134

T11. Population by Race

Race	
AI/AN	49,669
Asian	186,625
Black	81,313
Multiracial	204,992
Pacific Is.	17,182
White	3,597,450

T12. Population by Ethnicity

Ethnicity	
Hispanic	554,847
Not Hispanic	3,713,208

T2. AGE

Age Categories	Hospitalized	Not Hospitalized	Unknown
9 and younger	468	21,240	39,538
10 to 19	561	35,211	61,552
20 to 29	1,944	47,559	92,069
30 to 39	2,531	44,712	84,396
40 to 49	3,143	38,305	67,490
50 to 59	4,543	30,982	52,097
60 to 69	6,214	22,352	34,387
70 to 79	6,114	13,041	18,083
80+	5,375	7,740	9,163
Null	10	493	1,211

T3. RACE

Race	Hospitalized	Not Hospitalized	Unknown
AI/AN	615	4,811	5,725
Asian	730	5,556	13,854
Black	973	5,333	10,117
Multiracial	381	4,793	5,755
Pacific Is.	234	1,762	698
White	20,599	144,627	217,787
Other	3,647	41,808	43,757
Refused/Unknown	3,724	52,945	162,293

T4. ETHNICITY

Ethnicity	Hospitalized	Not Hospitalized	Unknown
Hispanic	3,685	50,125	44,879
Not Hispanic	19,767	148,996	203,464
Refused/Unknown	7,451	62,514	211,643

T5. SEX

Sex Categories	Alive	Deceased
Female	381,307	3,351
Male	340,322	4,196
Non-binary	126	
Refused/Unknown	23,165	57

T6. AGE

Age Categories	Alive	Deceased
9 and younger	61,241	5
10 to 19	97,320	4
20 to 29	141,534	38
30 to 39	131,514	125
40 to 49	108,631	307
50 to 59	86,916	706
60 to 69	61,548	1,405
70 to 79	35,351	1,887
80+	19,151	3,127
Null	1,714	

T7. RACE

Race	Alive	Deceased
AI/AN	11,026	125
Asian	20,008	132
Black	16,294	129
Multiracial	10,850	79
Pacific Is.	2,664	30
White	377,982	5,031
Other	88,711	501
Refused/Unknown	217,385	1,577

T8. ETHNICITY

Ethnicity	Alive	Deceased
Hispanic	98,267	422
Not Hispanic	367,566	4,661
Refused/Unknown	279,087	2,521

T9. Population by Sex

Sex Categories	
Female	2,162,928
Male	2,105,127
Non-binary	

T1. Hospitalization Length of Stay

Length of Stay Bins	Number of Hospitalizations	Avg. Age
1 to 4 Days	11,755	63
5 to 9 Days	6,022	67
10 to 14 Days	2,338	68
15+ Days	2,552	66
Unknown	8,236	64

**T10.
Pop-
ula-
tion
of
Cas-
es:
Died**

7,604

T10.1

Died: Symptoms and Underlying Conditions

Symptoms/Underlying Co..	
Abdominal Symptoms No	1,119
Abdominal Symptoms Un..	6,261
Abdominal Symptoms Yes	932
Aches No	699
Aches Unknown	6,049
Aches Yes	856
Any Symptoms No	487
Any Symptoms Unknown	3,039
Any Symptoms Yes	4,078
Ards No	1,002
Ards Unknown	5,611
Ards Yes	991
Cough No	531
Cough Unknown	4,960
Cough Yes	2,113
Fever No	836
Fever Unknown	5,397
Fever Yes	1,371
Headache No	867
Headache Unknown	6,240
Headache Yes	497
Loss of Smell No	1,067
Loss of Smell Unknown	6,200
Loss of Smell Yes	337
Other Symptoms No	1,212
Other Symptoms Unknown	5,900
Other Symptoms Yes	980
Pneumonia or Abnormal X..	1,080
Pneumonia or Abnormal X..	4,815
Pneumonia or Abnormal X..	1,832
Shortness of Breath No	713
Shortness of Breath Unkn..	4,716
Shortness Of Breath Yes	2,175
UC Cardiovascular No	1,742
UC Cardiovascular Unkno..	2,634
UC Cardiovascular Yes	3,228
UC Chronic Liver No	4,406
UC Chronic Liver Unknown	2,972
UC Chronic Liver Yes	226
UC Chronic Lung No	3,266
UC Chronic Lung Unknown	2,809
UC Chronic Lung Yes	1,529

T10.1

Died: Symptoms and Underlying Conditions

Symptoms/Underlying Co..	
UC Chronic Other No	2,739
UC Chronic Other Unknown	2,990
UC Chronic Other Yes	1,875
UC Chronic Renal No	3,394
UC Chronic Renal Unknown	2,912
UC Chronic Renal Yes	1,298
UC Diabetes No	2,983
UC Diabetes Unknown	2,843
UC Diabetes Yes	1,778
UC Immunocomp No	4,158
UC Immunocomp Unknown	2,923
UC Immunocomp Yes	523
UC Neurological No	2,866
UC Neurological Unknown	2,990
UC Neurological Yes	1,748
UC Obese No	3,715
UC Obese Unknown	2,902
UC Obese Yes	987
UC Smoker Current No	4,411
UC Smoker Current Unkno..	2,980
UC Smoker Current Yes	213
UC Smoker Former No	3,920
UC Smoker Former Unkno..	2,953
UC Smoker Former Yes	731
UC Status No	150
UC Status Unknown	391
UC Status Yes	7,063

T2. Hospitalization Length of Stay by Underlying Conditions

Length of Stay ..	Underlying Cond		
	Yes	No	Unknown
1 to 4 Days	9,693	1,080	982
5 to 9 Days	5,136	407	479
10 to 14 Days	2,045	109	184
15+ Days	2,266	119	167
Unknown	6,746	635	855

T3. Hospitalization Length of Stay by Died

Length of Stay ..	Died	
	Yes	No
1 to 4 Days	1,382	10,373
5 to 9 Days	1,175	4,847
10 to 14 Days	753	1,585
15+ Days	967	1,585
Unknown	882	7,354

T4. Hospitalization Race by Length of Stay

Race	1 to 4 Days	5 to 9 Days	10 to 14 Days	15+ Days	Unkno..
Multiracial	150	67	23	44	97
Pacific Is.	94	56	26	23	35
Other	1,515	724	282	355	771
Black	355	106	55	80	377
Asian	265	125	48	52	240
White	7,766	4,128	1,624	1,659	5,422
AI/AN	262	102	40	43	168
Refused/Unknown	1,348	714	240	296	1,126

T5. Hospitalization Ethnicity by Length of Stay

Ethnicity	Length of Stay Bins				Unkno..
	1 to 4 Days	5 to 9 Days	10 to 14 Days	15+ Days	
Hispanic	1,507	763	270	353	792
Not Hispanic	7,494	3,825	1,499	1,581	5,368
Refused/Unknown	2,754	1,434	569	618	2,076

T6. Population of Cases: Hospitalized or Died vs Not

Hospitalized/Died	Not Hospitalized/Died
33,348	719,177

T7. Hospitalized or Died vs Not: Underlying Conditions

Symptoms/Underlying Co..	Hospitalized/Died	Not Hospitalized/Died
UC Cardiovascular No	4,856	23,438
UC Cardiovascular Unkno..	21,541	683,358
UC Cardiovascular Yes	6,951	12,381
UC Chronic Liver No	10,401	30,817
UC Chronic Liver Unknown	22,376	687,107
UC Chronic Liver Yes	571	1,253
UC Chronic Lung No	7,662	23,536
UC Chronic Lung Unknown	21,820	677,944
UC Chronic Lung Yes	3,866	17,697
UC Chronic Other No	6,553	19,250
UC Chronic Other Unknown	22,421	687,217
UC Chronic Other Yes	4,374	12,710
UC Chronic Renal No	8,645	30,054
UC Chronic Renal Unknown	22,273	686,995
UC Chronic Renal Yes	2,430	2,128
UC Diabetes No	6,779	24,530
UC Diabetes Unknown	21,682	682,994
UC Diabetes Yes	4,887	11,653
UC Immunocomp No	9,875	29,362
UC Immunocomp Unknown	22,221	685,733
UC Immunocomp Yes	1,252	4,082
UC Neurological No	8,007	27,338
UC Neurological Unknown	22,429	687,358
UC Neurological Yes	2,912	4,481
UC Obese No	8,093	24,679
UC Obese Unknown	22,001	683,479
UC Obese Yes	3,254	11,019
UC Smoker Current No	10,193	27,931
UC Smoker Current Unkno..	22,294	682,575
UC Smoker Current Yes	861	8,671
UC Smoker Former No	8,937	24,551
UC Smoker Former Unkno..	22,159	681,392
UC Smoker Former Yes	2,252	13,234
UC Status No	2,396	108,009
UC Status Unknown	2,809	61,813
UC Status Yes	28,143	549,355

T8. Hospitalized or Died vs Not: Symptoms

Symptoms/Underlying Co..	Hospitalized/Died vs No	
	Hospitalized/Died	Not Hospitalized/Died
Abdominal Symptoms No	6,103	113,035
Abdominal Symptoms Un..	25,747	589,540
Abdominal Symptoms Yes	5,377	58,914
Aches No	3,325	58,918
Aches Unknown	24,668	569,794
Aches Yes	5,355	90,465
Any Symptoms No	2,550	30,094
Any Symptoms Unknown	13,394	460,385
Any Symptoms Yes	17,404	228,698
Ards No	5,846	107,942
Ards Unknown	25,017	611,125
Ards Yes	2,485	110
Cough No	2,560	53,463
Cough Unknown	21,154	543,722
Cough Yes	9,634	121,992
Fever No	4,363	94,376
Fever Unknown	22,657	558,044
Fever Yes	6,328	66,757
Headache No	3,755	51,262
Headache Unknown	25,329	569,254
Headache Yes	4,264	98,661
Loss of Smell No	5,424	84,866
Loss of Smell Unknown	24,880	560,138
Loss of Smell Yes	3,044	74,173
Other Symptoms No	6,664	112,320
Other Symptoms Unknown	24,106	556,078
Other Symptoms Yes	6,166	126,980
Pneumonia or Abnormal X..	6,127	136,113
Pneumonia or Abnormal X..	21,611	581,290
Pneumonia or Abnormal X..	6,270	3,182
Shortness of Breath No	4,009	115,148
Shortness of Breath Unkn..	20,825	563,572
Shortness Of Breath Yes	8,514	40,457

**T9.
Pop-
ula-
tion
of
Cas-
es:
Hos-
pital-
ized**

30,903

T9.1

Hospitalized: Symptoms and Underlying Conditions

Symptoms/Underlying Co..	
Abdominal Symptoms No	5,767
Abdominal Symptoms Un..	23,666
Abdominal Symptoms Yes	5,229
Aches No	3,088
Aches Unknown	22,638
Aches Yes	5,177
Any Symptoms No	2,278
Any Symptoms Unknown	12,125
Any Symptoms Yes	16,500
Ards No	5,496
Ards Unknown	22,936
Ards Yes	2,471
Cough No	2,362
Cough Unknown	19,388
Cough Yes	9,153
Fever No	4,087
Fever Unknown	20,810
Fever Yes	6,006
Headache No	3,474
Headache Unknown	23,263
Headache Yes	4,166
Loss of Smell No	5,080
Loss of Smell Unknown	22,853
Loss of Smell Yes	2,970
Other Symptoms No	6,305
Other Symptoms Unknown	22,128
Other Symptoms Yes	5,926
Pneumonia or Abnormal X..	5,693
Pneumonia or Abnormal X..	19,647
Pneumonia or Abnormal X..	6,210
Shortness of Breath No	3,706
Shortness of Breath Unkn..	18,971
Shortness Of Breath Yes	8,226
UC Cardiovascular No	4,229
UC Cardiovascular Unkno..	20,662
UC Cardiovascular Yes	6,012
UC Chronic Liver No	8,999
UC Chronic Liver Unknown	21,381
UC Chronic Liver Yes	523
UC Chronic Lung No	6,570

T9.1

Hospitalized: Symptoms and Underlying Conditions

Symptoms/Underlying Co..	
UC Chronic Lung Unknown	20,875
UC Chronic Lung Yes	3,458
UC Chronic Other No	5,642
UC Chronic Other Unknown	21,421
UC Chronic Other Yes	3,840
UC Chronic Renal No	7,524
UC Chronic Renal Unknown	21,295
UC Chronic Renal Yes	2,084
UC Diabetes No	5,738
UC Diabetes Unknown	20,724
UC Diabetes Yes	4,441
UC Immunocomp No	8,526
UC Immunocomp Unknown	21,244
UC Immunocomp Yes	1,133
UC Neurological No	7,319
UC Neurological Unknown	21,429
UC Neurological Yes	2,155
UC Obese No	6,810
UC Obese Unknown	21,025
UC Obese Yes	3,068
UC Smoker Current No	8,782
UC Smoker Current Unkno..	21,297
UC Smoker Current Yes	824
UC Smoker Former No	7,645
UC Smoker Former Unkno..	21,164
UC Smoker Former Yes	2,094
UC Status No	2,350
UC Status Unknown	2,667
UC Status Yes	25,886

T5. Age Categories

Week of Admit Date	Age Categories				
	Null	0 - 17	18 - 49	50 - 64	65+
Null	92	7	524	320	649
February 9, 2020			1		
February 23, 2020			1	1	
March 1, 2020				1	6
March 8, 2020			3	4	7
March 15, 2020			17	17	32
March 22, 2020		1	32	46	53
March 29, 2020	2		27	44	59
April 5, 2020		1	21	28	38
April 12, 2020	2		34	25	42
April 19, 2020	2		24	24	49
April 26, 2020			30	21	40
May 3, 2020	1		12	19	23
May 10, 2020		1	13	10	24
May 17, 2020		1	19	12	17
May 24, 2020			18	8	12
May 31, 2020	2		21	14	20
June 7, 2020	1		21	21	24
June 14, 2020		1	26	21	47
June 21, 2020	3	2	33	22	45
June 28, 2020	1		39	30	37
July 5, 2020	2	1	59	28	71
July 12, 2020	2	2	36	42	58
July 19, 2020	1	1	40	26	57
July 26, 2020	3		40	28	62
August 2, 2020	2		49	46	45
August 9, 2020	4	1	46	28	64
August 16, 2020	3	2	31	33	54
August 23, 2020	1		27	32	39
August 30, 2020		1	30	19	39
September 6, 2020	2		30	28	42
September 13, 2020	3	1	21	34	57
September 20, 2020	2		44	44	70
September 27, 2020		2	24	23	56
October 4, 2020	4	2	32	33	83
October 11, 2020	2		40	39	62
October 18, 2020	4		38	18	71
October 25, 2020	1	1	37	39	85
November 1, 2020	5		75	72	126
November 8, 2020	6	2	103	85	193
November 15, 2020	4	1	105	98	220
November 22, 2020	4	3	106	116	275
November 29, 2020	6	2	116	122	316
December 6, 2020	8	3	107	120	246

T5. Age Categories

Week of Admit Date	Age Categories				
	Null	0 - 17	18 - 49	50 - 64	65+
December 13, 2020	5		98	127	265
December 20, 2020	5		92	99	224
December 27, 2020	7		98	95	212
January 3, 2021	5		102	99	195
January 10, 2021	5	4	72	89	183
January 17, 2021	7	1	59	69	153
January 24, 2021	8		53	61	139
January 31, 2021	8	2	56	45	107
February 7, 2021	6		60	47	95
February 14, 2021	8	1	36	37	88
February 21, 2021	4		43	37	70
February 28, 2021	2	1	43	39	76
March 7, 2021	2	1	42	35	54
March 14, 2021	2		48	33	69
March 21, 2021	5		39	34	54
March 28, 2021	6		42	45	57
April 4, 2021	4		48	51	49
April 11, 2021	3		53	66	78
April 18, 2021	6	1	63	85	118
April 25, 2021	5		82	84	101
May 2, 2021	7		78	72	86
May 9, 2021	4		79	74	89
May 16, 2021	5	1	54	58	76
May 23, 2021	5		45	54	64
May 30, 2021	3		38	49	49
June 6, 2021	1		41	43	52
June 13, 2021	1		45	34	62
June 20, 2021	5	2	40	34	43
June 27, 2021	2		35	24	38
July 4, 2021	2		26	29	32
July 11, 2021	1	1	35	28	47
July 18, 2021	3	1	43	52	61
July 25, 2021	3		70	85	109
August 1, 2021	9	2	107	112	177
August 8, 2021	9	2	156	161	227
August 15, 2021	11	2	168	180	293
August 22, 2021	11	3	165	224	317
August 29, 2021	8	2	185	193	323
September 5, 2021	10	5	167	176	269
September 12, 2021	8	1	138	170	241
September 19, 2021	5		124	129	238
September 26, 2021	8	3	107	120	204
October 3, 2021	5	5	94	106	189
October 10, 2021	3	1	90	97	162

T5. Age Categories

Week of Admit Date	Age Categories				
	Null	0 - 17	18 - 49	50 - 64	65+
October 17, 2021	10	1	85	100	171
October 24, 2021	10	2	95	85	183
October 31, 2021	6	2	66	94	153
November 7, 2021	3	1	59	69	168
November 14, 2021	2		51	70	132
November 21, 2021	6	1	67	80	126
November 28, 2021	4	2	64	62	141
December 5, 2021	4		60	79	133
December 12, 2021	4		50	66	115
December 19, 2021	7	1	54	60	117
December 26, 2021	14	1	94	80	191
January 2, 2022	20	7	138	102	274
January 9, 2022	24	6	179	141	299
January 16, 2022	29	6	166	180	409
January 23, 2022	20	5	194	171	422
January 30, 2022	26	5	155	151	427
February 6, 2022	16	2	146	136	311
February 13, 2022	11	2	114	103	252
February 20, 2022	11	1	75	65	193
February 27, 2022	13	2	58	41	140
March 6, 2022	9	1	44	26	99
March 13, 2022	5		31	25	70
March 20, 2022	1		23	23	48
March 27, 2022	3		25	24	27
April 3, 2022	2		28	11	41
April 10, 2022	4	1	20	22	37
April 17, 2022	6	1	26	17	67
April 24, 2022	5	1	25	30	82
May 1, 2022	4	2	36	29	88
May 8, 2022	10	1	46	36	138
May 15, 2022	6	1	34	30	112

T1. New Cases vs Hospitalizations vs Deaths

Week of Date (Merged)	Number of New Cases	Number of Deaths	Number of Hospitalizations
Null		3	1,592
January 26, 2020	1		
February 9, 2020	3		1
February 16, 2020	7		
February 23, 2020	26		2
March 1, 2020	83		7
March 8, 2020	222	2	14
March 15, 2020	434	2	66
March 22, 2020	456	11	132
March 29, 2020	437	23	132
April 5, 2020	341	23	88
April 12, 2020	356	22	103
April 19, 2020	380	20	99
April 26, 2020	413	16	91
May 3, 2020	421	21	55
May 10, 2020	354	13	48
May 17, 2020	300	8	49
May 24, 2020	407	10	38
May 31, 2020	797	8	57
June 7, 2020	1,262	16	67
June 14, 2020	1,374	13	95
June 21, 2020	1,839	14	105
June 28, 2020	2,040	22	107
July 5, 2020	2,484	18	161
July 12, 2020	2,241	32	140
July 19, 2020	2,145	31	125
July 26, 2020	2,117	37	133
August 2, 2020	1,933	33	142
August 9, 2020	1,763	39	143
August 16, 2020	1,645	27	123
August 23, 2020	1,416	36	99
August 30, 2020	1,395	25	89
September 6, 2020	1,430	28	102
September 13, 2020	1,829	18	116
September 20, 2020	1,976	21	160
September 27, 2020	2,383	23	105
October 4, 2020	2,437	29	154
October 11, 2020	2,375	38	143
October 18, 2020	3,074	31	131
October 25, 2020	4,308	37	163
November 1, 2020	6,652	39	278
November 8, 2020	7,894	58	389
November 15, 2020	9,750	88	428
November 22, 2020	8,946	135	504
November 29, 2020	9,683	148	562
December 6, 2020	8,664	155	484
December 13, 2020	8,028	140	495
December 20, 2020	6,811	123	420
December 27, 2020	8,537	134	412
January 3, 2021	8,038	128	401
January 10, 2021	5,461	101	353
January 17, 2021	4,642	99	289
January 24, 2021	4,037	95	261
January 31, 2021	3,434	72	218
February 7, 2021	2,747	47	208
February 14, 2021	2,647	43	170
February 21, 2021	2,208	38	154
February 28, 2021	1,892	37	161
March 7, 2021	1,986	23	134
March 14, 2021	2,149	28	152
March 21, 2021	2,532	31	132
March 28, 2021	3,224	28	150
April 4, 2021	4,159	25	152

T1. New Cases vs Hospitalizations vs Deaths

Week of Date (Merged)	Number of New Cases	Number of Deaths	Number of Hospitalizations
April 11, 2021	5,042	25	200
April 18, 2021	5,732	29	273
April 25, 2021	5,300	38	272
May 2, 2021	4,474	51	243
May 9, 2021	3,740	54	246
May 16, 2021	2,829	59	194
May 23, 2021	2,165	40	168
May 30, 2021	1,849	37	139
June 6, 2021	1,628	29	137
June 13, 2021	1,561	32	142
June 20, 2021	1,226	18	124
June 27, 2021	1,242	19	99
July 4, 2021	1,587	18	89
July 11, 2021	2,593	16	112
July 18, 2021	4,247	21	160
July 25, 2021	7,641	36	267
August 1, 2021	10,873	65	407
August 8, 2021	13,549	92	555
August 15, 2021	15,714	155	654
August 22, 2021	14,974	198	720
August 29, 2021	12,833	252	711
September 5, 2021	13,567	235	627
September 12, 2021	11,384	214	558
September 19, 2021	11,051	205	496
September 26, 2021	9,774	170	442
October 3, 2021	8,412	179	399
October 10, 2021	8,126	125	353
October 17, 2021	7,979	151	367
October 24, 2021	7,120	135	375
October 31, 2021	6,294	109	321
November 7, 2021	5,832	84	300
November 14, 2021	5,116	95	255
November 21, 2021	5,103	95	280
November 28, 2021	5,749	83	273
December 5, 2021	4,858	86	276
December 12, 2021	5,604	75	235
December 19, 2021	10,973	72	239
December 26, 2021	29,193	77	380
January 2, 2022	54,477	88	541
January 9, 2022	56,497	116	649
January 16, 2022	52,647	145	790
January 23, 2022	36,179	190	812
January 30, 2022	22,312	187	764
February 6, 2022	13,224	178	611
February 13, 2022	7,094	150	482
February 20, 2022	4,465	130	345
February 27, 2022	2,750	108	254
March 6, 2022	1,973	62	179
March 13, 2022	1,482	48	131
March 20, 2022	1,566	29	95
March 27, 2022	1,980	23	79
April 3, 2022	2,775	18	82
April 10, 2022	4,388	14	84
April 17, 2022	6,266	16	117
April 24, 2022	7,875	15	143
May 1, 2022	8,799	21	159
May 8, 2022	10,007	19	231
May 15, 2022	5,810	8	183

T10. Congregate Setting

Week of DOD	Cong Setting		
	Yes	No	Unkno..
Null	1		2
March 8, 2020		2	
March 15, 2020		2	
March 22, 2020	6	5	
March 29, 2020	14	6	3
April 5, 2020	15	7	1
April 12, 2020	10	11	1
April 19, 2020	13	7	
April 26, 2020	12	4	
May 3, 2020	12	8	1
May 10, 2020	7	3	3
May 17, 2020	6	2	
May 24, 2020	5	3	2
May 31, 2020	4	3	1
June 7, 2020	12	3	1
June 14, 2020	9	2	2
June 21, 2020	11	2	1
June 28, 2020	13	6	3
July 5, 2020	10	6	2
July 12, 2020	14	12	6
July 19, 2020	11	13	7
July 26, 2020	18	13	6
August 2, 2020	16	9	8
August 9, 2020	21	11	7
August 16, 2020	18	8	1
August 23, 2020	18	14	4
August 30, 2020	14	7	4
September 6, 2020	20	5	3
September 13, 2020	11	4	3
September 20, 2020	9	7	5
September 27, 2020	16	6	1
October 4, 2020	20	6	3
October 11, 2020	22	12	4
October 18, 2020	8	11	12
October 25, 2020	17	15	5
November 1, 2020	18	14	7
November 8, 2020	22	14	22
November 15, 2020	29	20	39
November 22, 2020	53	29	53
November 29, 2020	58	18	72
December 6, 2020	60	14	81
December 13, 2020	63	24	53
December 20, 2020	51	25	47
December 27, 2020	56	22	56

T10. Congregate Setting

Week of DOD	Cong Setting		
	Yes	No	Unkno..
January 3, 2021	68	26	34
January 10, 2021	46	16	39
January 17, 2021	39	21	39
January 24, 2021	41	23	31
January 31, 2021	29	18	25
February 7, 2021	19	9	19
February 14, 2021	15	10	18
February 21, 2021	18	6	14
February 28, 2021	17	13	7
March 7, 2021	7	9	7
March 14, 2021	10	6	12
March 21, 2021	13	11	7
March 28, 2021	6	16	6
April 4, 2021	3	10	12
April 11, 2021	5	7	13
April 18, 2021	5	9	15
April 25, 2021	4	14	20
May 2, 2021	5	14	32
May 9, 2021	5	22	27
May 16, 2021	4	17	38
May 23, 2021	5	11	24
May 30, 2021	9	10	18
June 6, 2021	4	5	20
June 13, 2021	3	16	13
June 20, 2021	3	7	8
June 27, 2021	10	4	5
July 4, 2021	5	7	6
July 11, 2021		5	11
July 18, 2021	1	9	11
July 25, 2021	11	10	15
August 1, 2021	10	11	44
August 8, 2021	13	11	68
August 15, 2021	21	25	109
August 22, 2021	17	19	162
August 29, 2021	12	33	207
September 5, 2021	26	21	188
September 12, 2021	27	17	170
September 19, 2021	23	16	166
September 26, 2021	29	13	128
October 3, 2021	19	16	144
October 10, 2021	18	7	100
October 17, 2021	25	15	111
October 24, 2021	22	12	101
October 31, 2021	14	11	84

T10. Congregate Setting

Week of DOD	Cong Setting		
	Yes	No	Unkno..
November 7, 2021	8	11	65
November 14, 2021	6	18	71
November 21, 2021	13	13	69
November 28, 2021	4	10	69
December 5, 2021	14	11	61
December 12, 2021	10	14	51
December 19, 2021	3	11	58
December 26, 2021	10	5	62
January 2, 2022	2	5	81
January 9, 2022	8	6	102
January 16, 2022	15	5	125
January 23, 2022	9		181
January 30, 2022	27	8	152
February 6, 2022	14	3	161
February 13, 2022	11	4	135
February 20, 2022	11	2	117
February 27, 2022	17	4	87
March 6, 2022	7		55
March 13, 2022	3	3	42
March 20, 2022	8	1	20
March 27, 2022	1	1	21
April 3, 2022	2	3	13
April 10, 2022	1	2	11
April 17, 2022		1	15
April 24, 2022	1		14
May 1, 2022	4		17
May 8, 2022	3		16
May 15, 2022		1	7

T11. Age Categories

Day of DOD	Age Categories				65+
	Null	0 - 17	18 - 49	50 - 64	
Null				3	
March 14, 2020				1	1
March 17, 2020					1
March 20, 2020					1
March 22, 2020					3
March 23, 2020				1	1
March 24, 2020					2
March 25, 2020					2
March 27, 2020					1
March 28, 2020					1
March 29, 2020					4
March 30, 2020			1		2
April 1, 2020				2	3
April 2, 2020				1	4
April 3, 2020				1	2
April 4, 2020					3
April 5, 2020					4
April 6, 2020					4
April 7, 2020					4
April 8, 2020			1		3
April 9, 2020					1
April 10, 2020					3
April 11, 2020					3
April 12, 2020					5
April 13, 2020					2
April 14, 2020				1	3
April 15, 2020					2
April 16, 2020				1	2
April 17, 2020			1		1
April 18, 2020			1	2	1
April 19, 2020					2
April 20, 2020					3
April 21, 2020					2
April 22, 2020					5
April 23, 2020				1	1
April 24, 2020				1	
April 25, 2020					5
April 26, 2020					3
April 27, 2020					2
April 29, 2020					1
April 30, 2020					2
May 1, 2020				1	2
May 2, 2020					5
May 3, 2020					2

T11. Age Categories

Day of DOD	Age Categories				
	Null	0 - 17	18 - 49	50 - 64	65+
May 4, 2020				1	2
May 5, 2020				1	3
May 6, 2020				2	2
May 7, 2020					1
May 8, 2020				1	3
May 9, 2020				1	2
May 10, 2020					3
May 11, 2020					2
May 12, 2020				1	2
May 13, 2020					2
May 15, 2020				1	
May 16, 2020					2
May 17, 2020					2
May 18, 2020					1
May 19, 2020					1
May 20, 2020				1	1
May 22, 2020					1
May 23, 2020					1
May 24, 2020					1
May 25, 2020					1
May 26, 2020					2
May 27, 2020					1
May 28, 2020					1
May 29, 2020				2	
May 30, 2020				2	
May 31, 2020			1		1
June 1, 2020					1
June 2, 2020					1
June 3, 2020				1	2
June 4, 2020				1	
June 7, 2020					1
June 8, 2020					3
June 10, 2020					5
June 11, 2020					4
June 12, 2020					1
June 13, 2020					2
June 14, 2020					3
June 15, 2020					3
June 16, 2020					2
June 18, 2020				1	1
June 19, 2020					1
June 20, 2020					2
June 21, 2020					2
June 22, 2020					2

T11. Age Categories

Day of DOD	Age Categories				
	Null	0 - 17	18 - 49	50 - 64	65+
June 23, 2020				1	2
June 24, 2020					2
June 25, 2020					3
June 26, 2020					1
June 27, 2020					1
June 28, 2020				1	3
June 29, 2020					4
June 30, 2020					4
July 1, 2020					2
July 2, 2020				1	3
July 3, 2020					2
July 4, 2020					2
July 5, 2020				1	2
July 6, 2020				1	1
July 7, 2020			1		3
July 8, 2020				2	1
July 9, 2020					2
July 10, 2020					1
July 11, 2020			1		2
July 12, 2020				1	2
July 13, 2020				1	2
July 14, 2020			1	1	2
July 15, 2020				2	3
July 16, 2020				1	4
July 17, 2020			1		5
July 18, 2020				3	3
July 19, 2020					4
July 20, 2020					3
July 21, 2020				1	5
July 22, 2020			1		3
July 23, 2020				1	6
July 24, 2020				1	2
July 25, 2020					4
July 26, 2020					5
July 27, 2020					6
July 28, 2020				1	9
July 29, 2020				2	2
July 30, 2020					3
July 31, 2020					2
August 1, 2020				1	6
August 2, 2020					4
August 3, 2020				1	2
August 4, 2020				1	4
August 5, 2020					6

T11. Age Categories

Day of DOD	Age Categories				
	Null	0 - 17	18 - 49	50 - 64	65+
August 6, 2020			1	1	3
August 7, 2020				1	4
August 8, 2020					5
August 9, 2020				2	6
August 10, 2020					3
August 11, 2020					6
August 12, 2020				1	2
August 13, 2020					3
August 14, 2020				1	3
August 15, 2020			1	2	9
August 16, 2020					4
August 17, 2020					2
August 18, 2020				1	3
August 19, 2020				1	3
August 20, 2020					1
August 21, 2020				1	6
August 22, 2020			1	2	2
August 23, 2020			1	2	5
August 24, 2020					2
August 25, 2020				1	4
August 26, 2020			1	1	4
August 27, 2020					3
August 28, 2020					6
August 29, 2020			1		5
August 30, 2020					1
August 31, 2020					2
September 1, 2020					3
September 2, 2020			1	1	3
September 3, 2020				2	3
September 4, 2020			1		3
September 5, 2020					5
September 6, 2020				1	4
September 7, 2020				1	2
September 8, 2020				1	4
September 9, 2020					2
September 10, 2020				1	3
September 11, 2020				2	4
September 12, 2020					3
September 13, 2020				1	2
September 14, 2020					2
September 15, 2020					3
September 16, 2020					1
September 17, 2020					3
September 18, 2020				1	4

T11. Age Categories

Day of DOD	Age Categories				65+
	Null	0 - 17	18 - 49	50 - 64	
September 19, 2020					1
September 20, 2020			1	2	3
September 21, 2020			1		
September 22, 2020					3
September 23, 2020					3
September 24, 2020					3
September 25, 2020			1		1
September 26, 2020					3
September 27, 2020					3
September 28, 2020				1	1
September 29, 2020					1
September 30, 2020			1		5
October 1, 2020				1	2
October 2, 2020				1	4
October 3, 2020					3
October 4, 2020				2	3
October 5, 2020					8
October 6, 2020				1	4
October 7, 2020					3
October 8, 2020					2
October 9, 2020					3
October 10, 2020					3
October 11, 2020					4
October 12, 2020					5
October 13, 2020				1	4
October 14, 2020				2	3
October 15, 2020					4
October 16, 2020				1	2
October 17, 2020				4	8
October 18, 2020				1	4
October 19, 2020				1	3
October 20, 2020					3
October 21, 2020				1	3
October 22, 2020				1	1
October 23, 2020					4
October 24, 2020				3	6
October 25, 2020				2	5
October 26, 2020					1
October 27, 2020					2
October 28, 2020					3
October 29, 2020				1	9
October 30, 2020			1	2	4
October 31, 2020				2	5
November 1, 2020			1		7

T11. Age Categories

Day of DOD	Age Categories				65+
	Null	0 - 17	18 - 49	50 - 64	
November 2, 2020				1	6
November 3, 2020					6
November 4, 2020				2	5
November 5, 2020					2
November 6, 2020			1	1	
November 7, 2020			1		6
November 8, 2020				2	8
November 9, 2020			1	1	8
November 10, 2020				1	4
November 11, 2020				1	8
November 12, 2020			1		2
November 13, 2020			1	2	10
November 14, 2020				2	6
November 15, 2020			2	1	8
November 16, 2020				1	10
November 17, 2020			1	1	14
November 18, 2020					11
November 19, 2020					14
November 20, 2020			1	1	10
November 21, 2020				1	12
November 22, 2020			1	2	13
November 23, 2020				4	18
November 24, 2020					13
November 25, 2020			1	2	22
November 26, 2020				2	18
November 27, 2020			2	2	20
November 28, 2020				2	13
November 29, 2020			1	2	20
November 30, 2020			1	1	14
December 1, 2020			1	1	23
December 2, 2020				1	24
December 3, 2020				2	20
December 4, 2020			1	5	14
December 5, 2020				4	13
December 6, 2020			2	4	25
December 7, 2020			1	3	14
December 8, 2020				1	19
December 9, 2020				4	30
December 10, 2020					15
December 11, 2020				1	13
December 12, 2020				4	19
December 13, 2020			1		21
December 14, 2020			1	3	10
December 15, 2020				5	26

T11. Age Categories

Day of DOD	Age Categories				
	Null	0 - 17	18 - 49	50 - 64	65+
December 16, 2020			1	2	13
December 17, 2020				2	17
December 18, 2020			1	3	16
December 19, 2020				2	16
December 20, 2020				2	23
December 21, 2020			1	3	18
December 22, 2020				2	12
December 23, 2020				6	13
December 24, 2020				2	10
December 25, 2020				2	15
December 26, 2020				2	12
December 27, 2020				3	10
December 28, 2020					17
December 29, 2020			1	1	15
December 30, 2020			2	2	19
December 31, 2020				1	16
January 1, 2021			1		22
January 2, 2021			1	3	20
January 3, 2021			1	2	12
January 4, 2021			2	2	20
January 5, 2021				2	17
January 6, 2021				3	10
January 7, 2021				1	15
January 8, 2021			1	2	23
January 9, 2021			1	3	11
January 10, 2021				2	15
January 11, 2021				2	16
January 12, 2021					12
January 13, 2021			1		10
January 14, 2021				3	9
January 15, 2021				1	13
January 16, 2021			1	4	12
January 17, 2021		1		1	13
January 18, 2021			1	2	11
January 19, 2021			1	2	8
January 20, 2021			1	2	11
January 21, 2021				3	12
January 22, 2021				1	12
January 23, 2021			2	1	14
January 24, 2021				1	10
January 25, 2021			1	3	8
January 26, 2021				1	18
January 27, 2021			1		11
January 28, 2021				3	11

T11. Age Categories

Day of DOD	Age Categories				65+
	Null	0 - 17	18 - 49	50 - 64	
January 29, 2021				3	12
January 30, 2021				3	9
January 31, 2021					13
February 1, 2021				4	6
February 2, 2021					16
February 3, 2021					8
February 4, 2021					8
February 5, 2021				1	8
February 6, 2021			1		7
February 7, 2021				1	5
February 8, 2021			3		3
February 9, 2021					3
February 10, 2021			1	2	8
February 11, 2021				1	8
February 12, 2021				1	8
February 13, 2021				1	2
February 14, 2021					11
February 15, 2021				2	5
February 16, 2021					3
February 17, 2021					5
February 18, 2021				1	6
February 19, 2021			2	2	3
February 20, 2021					3
February 21, 2021					5
February 22, 2021				1	4
February 23, 2021				2	10
February 24, 2021					3
February 25, 2021					2
February 26, 2021					7
February 27, 2021				1	3
February 28, 2021				1	8
March 1, 2021					4
March 2, 2021			1		6
March 3, 2021				1	5
March 4, 2021					2
March 5, 2021					5
March 6, 2021					4
March 7, 2021				1	2
March 8, 2021			1		6
March 9, 2021			1	1	1
March 10, 2021			1		2
March 11, 2021			1		2
March 12, 2021					1
March 13, 2021					3

T11. Age Categories

Day of DOD	Age Categories				65+
	Null	0 - 17	18 - 49	50 - 64	
March 14, 2021				1	5
March 15, 2021			1	1	4
March 16, 2021					1
March 17, 2021				2	1
March 18, 2021					4
March 19, 2021				1	4
March 20, 2021			1		2
March 21, 2021				1	6
March 22, 2021				1	2
March 23, 2021			1	1	3
March 24, 2021					5
March 25, 2021					3
March 26, 2021					5
March 27, 2021					3
March 28, 2021				1	2
March 29, 2021				1	3
March 30, 2021			1	1	5
March 31, 2021					3
April 2, 2021					2
April 3, 2021			1	2	6
April 4, 2021					1
April 5, 2021				2	5
April 6, 2021				2	3
April 7, 2021			1	2	3
April 8, 2021					1
April 9, 2021				1	2
April 10, 2021				2	
April 11, 2021					1
April 12, 2021					1
April 13, 2021				1	4
April 14, 2021				2	5
April 15, 2021			1		4
April 16, 2021			1	1	1
April 17, 2021				1	2
April 18, 2021			1		3
April 19, 2021					2
April 20, 2021				1	3
April 21, 2021					5
April 22, 2021				2	5
April 23, 2021					4
April 24, 2021				1	2
April 25, 2021				1	1
April 26, 2021				1	6
April 27, 2021			1		7

T11. Age Categories

Day of DOD	Age Categories				
	Null	0 - 17	18 - 49	50 - 64	65+
April 28, 2021					3
April 29, 2021			1		8
April 30, 2021					2
May 1, 2021			3	1	3
May 2, 2021				2	3
May 3, 2021				1	6
May 4, 2021				2	5
May 5, 2021				2	7
May 6, 2021				1	5
May 7, 2021				3	6
May 8, 2021			1		7
May 9, 2021				3	4
May 10, 2021			1	1	6
May 11, 2021			1	2	5
May 12, 2021				1	7
May 13, 2021			1	3	4
May 14, 2021				3	7
May 15, 2021					5
May 16, 2021				5	
May 17, 2021			2	1	5
May 18, 2021			1	4	8
May 19, 2021				2	5
May 20, 2021			1	2	5
May 21, 2021				3	9
May 22, 2021	1			2	3
May 23, 2021				1	4
May 24, 2021			1	2	2
May 25, 2021				2	1
May 26, 2021				2	6
May 27, 2021				4	4
May 28, 2021			1	2	2
May 29, 2021					6
May 30, 2021			2	1	5
May 31, 2021				2	2
June 1, 2021					5
June 2, 2021			1	1	6
June 3, 2021			1		3
June 4, 2021				1	5
June 5, 2021					2
June 6, 2021				2	4
June 7, 2021				2	3
June 8, 2021					5
June 9, 2021					1
June 10, 2021				4	1

T11. Age Categories

Day of DOD	Age Categories				
	Null	0 - 17	18 - 49	50 - 64	65+
June 11, 2021			1	1	1
June 12, 2021				1	3
June 13, 2021				1	3
June 14, 2021				1	3
June 15, 2021			1	1	4
June 16, 2021			1		
June 17, 2021				1	4
June 18, 2021				3	5
June 19, 2021			1	2	1
June 20, 2021				1	1
June 21, 2021			1		1
June 22, 2021				1	1
June 23, 2021				2	2
June 24, 2021				1	2
June 25, 2021			1		3
June 26, 2021					1
June 28, 2021			1		3
June 29, 2021				3	4
June 30, 2021					2
July 1, 2021				1	1
July 2, 2021					2
July 3, 2021			1		1
July 4, 2021			1		1
July 5, 2021				1	1
July 6, 2021				2	4
July 7, 2021					1
July 8, 2021				1	5
July 9, 2021			1		
July 12, 2021					1
July 13, 2021				2	2
July 14, 2021					2
July 15, 2021					2
July 16, 2021			2	1	1
July 17, 2021					3
July 18, 2021				2	1
July 19, 2021				1	
July 20, 2021				1	4
July 21, 2021					1
July 22, 2021				1	
July 23, 2021			1		3
July 24, 2021			1	2	3
July 25, 2021			1		5
July 26, 2021					3
July 27, 2021				1	3

T11. Age Categories

Day of DOD	Age Categories				65+
	Null	0 - 17	18 - 49	50 - 64	
July 28, 2021					4
July 29, 2021				3	5
July 30, 2021			1		3
July 31, 2021					7
August 1, 2021					3
August 2, 2021			1		7
August 3, 2021			2		6
August 4, 2021			2	3	6
August 5, 2021			1	2	10
August 6, 2021				2	7
August 7, 2021			2	5	6
August 8, 2021			1	2	5
August 9, 2021			1	1	8
August 10, 2021			3	4	8
August 11, 2021			1	5	11
August 12, 2021			1	2	8
August 13, 2021			1	4	10
August 14, 2021			3	1	12
August 15, 2021				2	11
August 16, 2021			2	1	9
August 17, 2021				8	19
August 18, 2021			1	3	14
August 19, 2021			5	6	23
August 20, 2021				6	18
August 21, 2021			1	4	22
August 22, 2021			3	3	23
August 23, 2021			2	5	22
August 24, 2021			1	7	17
August 25, 2021			1	6	17
August 26, 2021			2	9	20
August 27, 2021			3	9	19
August 28, 2021			3	7	19
August 29, 2021			4	9	22
August 30, 2021			2	8	26
August 31, 2021			1	9	14
September 1, 2021			5	13	28
September 2, 2021			3	6	23
September 3, 2021			5	12	21
September 4, 2021			1	10	30
September 5, 2021			5	8	26
September 6, 2021	1		3	5	26
September 7, 2021			5	7	25
September 8, 2021			2	6	19
September 9, 2021			3	5	23

T11. Age Categories

Day of DOD	Age Categories				
	Null	0 - 17	18 - 49	50 - 64	65+
September 10, 2021			2	5	25
September 11, 2021			6	6	22
September 12, 2021			3	12	20
September 13, 2021			3	8	19
September 14, 2021			2	8	21
September 15, 2021				5	19
September 16, 2021			6	7	19
September 17, 2021			3	7	20
September 18, 2021				7	25
September 19, 2021			3	5	15
September 20, 2021			3	8	25
September 21, 2021			2	6	17
September 22, 2021			3	11	16
September 23, 2021			4	8	22
September 24, 2021			3	9	21
September 25, 2021			5	6	13
September 26, 2021			3	5	16
September 27, 2021			3	6	17
September 28, 2021			3	6	15
September 29, 2021			4	5	17
September 30, 2021				5	14
October 1, 2021			2	6	15
October 2, 2021			2	5	21
October 3, 2021			3	4	22
October 4, 2021			3	7	23
October 5, 2021				6	12
October 6, 2021			2	6	19
October 7, 2021			5	4	15
October 8, 2021			1	8	22
October 9, 2021			1	4	12
October 10, 2021			2	2	7
October 11, 2021			1	8	24
October 12, 2021			1	2	7
October 13, 2021			2	4	11
October 14, 2021			1	6	15
October 15, 2021				6	16
October 16, 2021			1	1	8
October 17, 2021			2	3	14
October 18, 2021			3	4	17
October 19, 2021			1	3	17
October 20, 2021			2	9	11
October 21, 2021			1	2	13
October 22, 2021			2	3	18
October 23, 2021			2	6	18

T11. Age Categories

Day of DOD	Age Categories				
	Null	0 - 17	18 - 49	50 - 64	65+
October 24, 2021				5	14
October 25, 2021			4	4	12
October 26, 2021			2	4	10
October 27, 2021			3	5	24
October 28, 2021			4	5	12
October 29, 2021				2	11
October 30, 2021			4	4	6
October 31, 2021			2	7	8
November 1, 2021			1	8	8
November 2, 2021			1	4	10
November 3, 2021			2	5	7
November 4, 2021			2	2	14
November 5, 2021			1	2	10
November 6, 2021			2	2	11
November 7, 2021				2	11
November 8, 2021			2		4
November 9, 2021			1	4	9
November 10, 2021				4	9
November 11, 2021			1	6	10
November 12, 2021				2	4
November 13, 2021			4	3	8
November 14, 2021	1		1	1	6
November 15, 2021			2	6	8
November 16, 2021				1	13
November 17, 2021			3	3	6
November 18, 2021			1	2	13
November 19, 2021			1	6	10
November 20, 2021			2	2	7
November 21, 2021				3	12
November 22, 2021			1	3	5
November 23, 2021				7	9
November 24, 2021			1	2	8
November 25, 2021			1	1	9
November 26, 2021				3	10
November 27, 2021			2	4	14
November 28, 2021				4	9
November 29, 2021					5
November 30, 2021			5	4	14
December 1, 2021			1	1	8
December 2, 2021				4	11
December 3, 2021			1	2	7
December 4, 2021				1	6
December 5, 2021				1	8
December 6, 2021				3	13

T11. Age Categories

Day of DOD	Age Categories				
	Null	0 - 17	18 - 49	50 - 64	65+
December 7, 2021			4	2	5
December 8, 2021				3	8
December 9, 2021			3	4	10
December 10, 2021				3	10
December 11, 2021					9
December 12, 2021			1	4	10
December 13, 2021			1	2	13
December 14, 2021				2	8
December 15, 2021				2	9
December 16, 2021			1	1	6
December 17, 2021					5
December 18, 2021			1		9
December 19, 2021				2	8
December 20, 2021			1	2	8
December 21, 2021			1	2	5
December 22, 2021			2	1	8
December 23, 2021			1	4	7
December 24, 2021			5	3	6
December 25, 2021			1	1	4
December 26, 2021			1	3	12
December 27, 2021			1	1	7
December 28, 2021			1	1	6
December 29, 2021				4	5
December 30, 2021				3	10
December 31, 2021			1	4	5
January 1, 2022			2	2	8
January 2, 2022				2	11
January 3, 2022			1	4	4
January 4, 2022				1	7
January 5, 2022			2	3	9
January 6, 2022			1	1	11
January 7, 2022			1	2	17
January 8, 2022				2	9
January 9, 2022			1	1	7
January 10, 2022				3	9
January 11, 2022			2	2	15
January 12, 2022				2	26
January 13, 2022			1	2	14
January 14, 2022			1	3	11
January 15, 2022				4	12
January 16, 2022				5	18
January 17, 2022			1	5	13
January 18, 2022			1	2	14
January 19, 2022				5	14

T11. Age Categories

Day of DOD	Age Categories				
	Null	0 - 17	18 - 49	50 - 64	65+
January 20, 2022			1	4	16
January 21, 2022				3	23
January 22, 2022			1	2	17
January 23, 2022				3	21
January 24, 2022				1	14
January 25, 2022	1		2	6	21
January 26, 2022				5	27
January 27, 2022			4	4	17
January 28, 2022				5	33
January 29, 2022				3	23
January 30, 2022			1	6	17
January 31, 2022			3	5	19
February 1, 2022			1	6	11
February 2, 2022			2	5	23
February 3, 2022			2	3	21
February 4, 2022			2	3	24
February 5, 2022			2	6	25
February 6, 2022			2	2	9
February 7, 2022			1	2	14
February 8, 2022			1	6	18
February 9, 2022			3	5	25
February 10, 2022			1	7	35
February 11, 2022			1	2	23
February 12, 2022				3	18
February 13, 2022	1		1	3	19
February 14, 2022			1	4	14
February 15, 2022			2	4	18
February 16, 2022			1	1	18
February 17, 2022			1	3	19
February 18, 2022			2		15
February 19, 2022			1	3	19
February 20, 2022			3	4	17
February 21, 2022				1	18
February 22, 2022			2	3	17
February 23, 2022				1	8
February 24, 2022			2	4	17
February 25, 2022			3	3	14
February 26, 2022				1	12
February 27, 2022			2	3	12
February 28, 2022				2	13
March 1, 2022				4	12
March 2, 2022		1		1	13
March 3, 2022				4	13
March 4, 2022			1	5	5

T11. Age Categories

Day of DOD	Age Categories				65+
	Null	0 - 17	18 - 49	50 - 64	
March 5, 2022			1	2	14
March 6, 2022			1	1	5
March 7, 2022			1	1	6
March 8, 2022				1	10
March 9, 2022			1	1	5
March 10, 2022			1	2	4
March 11, 2022				3	7
March 12, 2022			1		11
March 13, 2022				1	4
March 14, 2022				2	4
March 15, 2022					2
March 16, 2022				4	6
March 17, 2022			1	1	4
March 18, 2022				2	8
March 19, 2022				1	8
March 20, 2022					7
March 21, 2022					6
March 22, 2022			1	1	4
March 23, 2022					1
March 24, 2022				1	5
March 25, 2022					1
March 26, 2022			1	1	
March 27, 2022				1	1
March 28, 2022				1	5
March 29, 2022					4
March 30, 2022				1	2
March 31, 2022				1	1
April 1, 2022					3
April 2, 2022					3
April 3, 2022			2		1
April 4, 2022					3
April 5, 2022					1
April 6, 2022					5
April 7, 2022					2
April 8, 2022					3
April 9, 2022				1	
April 10, 2022					2
April 11, 2022					2
April 12, 2022				1	1
April 13, 2022				2	2
April 14, 2022					2
April 15, 2022					2
April 18, 2022					3
April 19, 2022					1

T11. Age Categories

Day of DOD	Age Categories				
	Null	0 - 17	18 - 49	50 - 64	65+
April 20, 2022				1	3
April 21, 2022					2
April 22, 2022			1		3
April 23, 2022					2
April 24, 2022					3
April 25, 2022			1		
April 26, 2022				2	2
April 27, 2022					1
April 28, 2022				1	1
April 29, 2022					3
April 30, 2022					1
May 1, 2022					1
May 2, 2022			1	1	2
May 3, 2022					3
May 4, 2022					4
May 5, 2022				1	3
May 6, 2022				1	4
May 8, 2022					4
May 9, 2022					1
May 10, 2022					3
May 11, 2022				1	4
May 12, 2022				1	2
May 13, 2022				1	
May 14, 2022					2
May 15, 2022					1
May 16, 2022			1		1
May 17, 2022					1
May 19, 2022					1
May 20, 2022					2
May 21, 2022					1

T12. Race

Week of DOD	Race							
	AI/AN	Asian	Black	Multira..	Other	Pacific Is.	Refuse..	White
Null							1	2
March 8, 2020								2
March 15, 2020								2
March 22, 2020							2	9
March 29, 2020	1		1		1		4	16
April 5, 2020		3	2		1			17
April 12, 2020			2	1	3		2	14
April 19, 2020	1	3			1	1		14
April 26, 2020								16
May 3, 2020	1	1			4		1	14
May 10, 2020			1		1		3	8
May 17, 2020								8
May 24, 2020					1		1	8
May 31, 2020					1	1	2	4
June 7, 2020		1			2	2	1	10
June 14, 2020		1			2		3	7
June 21, 2020		1				1	1	11
June 28, 2020					1	1		20
July 5, 2020		1			3		1	13
July 12, 2020	1	1	1	1	4		5	19
July 19, 2020	2	2	1	1	5		6	14
July 26, 2020	1	2	1		3		8	22
August 2, 2020	1	2		2	2		7	19
August 9, 2020	2	1		1	4		6	25
August 16, 2020			1		2	1	3	20
August 23, 2020	1		1	2	6		5	21
August 30, 2020		1	2		5	1	5	11
September 6, 2020	2			1	6		4	15
September 13, 2020	1				2		2	13
September 20, 2020					6		1	14
September 27, 2020					2			21
October 4, 2020							2	27
October 11, 2020		1		1	5		4	27
October 18, 2020		1	5		3		2	20
October 25, 2020	2		3	1	5		1	25
November 1, 2020				1	6	1	7	24
November 8, 2020	1	2	2	1	2	1	12	37
November 15, 2020		3		1	9	2	12	61
November 22, 2020	3	4	4	2	9		23	90
November 29, 2020	1	6	3	3	8	2	35	90
December 6, 2020	1	5	5		11	3	29	101
December 13, 2020	5	3	1		10		26	95
December 20, 2020	2	3	3	2	4		31	78

T12. Race

Week of DOD	Race							
	AI/AN	Asian	Black	Multira..	Other	Pacific Is.	Refuse..	White
December 27, 2020	7	5	1	2	6		31	82
January 3, 2021	2	2		1	6		25	92
January 10, 2021	3	1	2	3	1	1	23	67
January 17, 2021	2	2	2	3	11		15	64
January 24, 2021	1		2	3	11		20	58
January 31, 2021	3				6		10	53
February 7, 2021		1			6		4	36
February 14, 2021		1		2	5	1	8	26
February 21, 2021		2			2		3	31
February 28, 2021					2	2	3	30
March 7, 2021					1	1	3	18
March 14, 2021		1	1		4		3	19
March 21, 2021				1	1		10	19
March 28, 2021	2			1	2		2	21
April 4, 2021	2				1		2	20
April 11, 2021		1			2		4	18
April 18, 2021		2					5	22
April 25, 2021		2	4				13	19
May 2, 2021	3	1	3	1	4		5	34
May 9, 2021	1		2		1		6	44
May 16, 2021	3		1	1	3		9	42
May 23, 2021	2	1	1		2		6	28
May 30, 2021	1		1	3	1		8	23
June 6, 2021			2		2		3	22
June 13, 2021		1			3	1	4	23
June 20, 2021				1	1		4	12
June 27, 2021			1		1		2	15
July 4, 2021	1		1		1		4	11
July 11, 2021			1	1	2		1	11
July 18, 2021					2		6	13
July 25, 2021	1			2	3		9	21
August 1, 2021	3				5		13	44
August 8, 2021			3	1	5	1	22	60
August 15, 2021	4	1		1	8		30	111
August 22, 2021	3	1	3	3	8		40	140
August 29, 2021	3	2	2	2	9		53	181
September 5, 2021	2	3	2	4	9		62	153
September 12, 2021	2	3	1	2	11	2	46	147
September 19, 2021	2	7	5	1	13		48	129
September 26, 2021	2	1	2	3	12		38	112
October 3, 2021	2	6	2	1	14	1	31	122
October 10, 2021	2	1	2	5	8		27	80
October 17, 2021	4	6	4	1	11		30	95

T12. Race

Week of DOD	Race							
	AI/AN	Asian	Black	Multira..	Other	Pacific Is.	Refuse..	White
October 24, 2021		2	3	1	18		26	85
October 31, 2021	2	1	1	1	3		31	70
November 7, 2021	1	1	3		5	1	22	51
November 14, 2021	2		2		5		24	62
November 21, 2021			5		11	1	24	54
November 28, 2021	3			1	10		21	48
December 5, 2021	1		2	1	5		24	53
December 12, 2021	2				6		20	47
December 19, 2021			1	2	6		18	45
December 26, 2021			1		2		23	51
January 2, 2022	1	1	2	1	6		17	60
January 9, 2022		1	1		4		28	82
January 16, 2022	2	1	3	1	8		41	89
January 23, 2022	3	5	2		9		52	119
January 30, 2022	3	4	4	1	7		56	112
February 6, 2022	1	3	4		6		53	111
February 13, 2022	1	5	1		10		36	97
February 20, 2022	5	1	1		11		28	84
February 27, 2022	1		1		10		24	72
March 6, 2022	2	1			4		16	39
March 13, 2022		1			3		11	33
March 20, 2022					1		6	22
March 27, 2022		1			1		4	17
April 3, 2022					1		3	14
April 10, 2022	1						1	12
April 17, 2022	1	1	1				2	11
April 24, 2022							5	10
May 1, 2022					1	1	8	11
May 8, 2022	1		1		2		4	11
May 15, 2022		1						7

T13. Ethnicity

Week of DOD	Ethnicity		
	Hispanic	Not Hispanic	Refuse..
Null		1	2
March 8, 2020		2	
March 15, 2020		2	
March 22, 2020		10	1
March 29, 2020	2	15	6
April 5, 2020	1	20	2
April 12, 2020	3	16	3
April 19, 2020	1	17	2
April 26, 2020		15	1
May 3, 2020	5	15	1
May 10, 2020	1	10	2
May 17, 2020	1	7	
May 24, 2020	3	5	2
May 31, 2020	1	5	2
June 7, 2020	2	12	2
June 14, 2020	2	8	3
June 21, 2020	2	11	1
June 28, 2020	3	18	1
July 5, 2020	3	14	1
July 12, 2020	4	23	5
July 19, 2020	5	17	9
July 26, 2020	4	24	9
August 2, 2020	3	20	10
August 9, 2020	5	26	8
August 16, 2020	3	23	1
August 23, 2020	7	19	10
August 30, 2020	5	15	5
September 6, 2020	6	15	7
September 13, 2020	3	12	3
September 20, 2020	6	12	3
September 27, 2020	2	20	1
October 4, 2020		23	6
October 11, 2020	4	26	8
October 18, 2020	4	22	5
October 25, 2020	5	28	4
November 1, 2020	7	25	7
November 8, 2020	4	38	16
November 15, 2020	9	53	26
November 22, 2020	11	73	51
November 29, 2020	11	81	56
December 6, 2020	9	84	62
December 13, 2020	10	81	49
December 20, 2020	4	77	42

T13. Ethnicity

Week of DOD	Ethnicity		
	Hispanic	Not Hispanic	Refuse..
December 27, 2020	5	82	47
January 3, 2021	10	82	36
January 10, 2021	2	68	31
January 17, 2021	12	64	23
January 24, 2021	9	60	26
January 31, 2021	5	46	21
February 7, 2021	3	32	12
February 14, 2021	5	29	9
February 21, 2021	1	29	8
February 28, 2021	2	28	7
March 7, 2021	1	14	8
March 14, 2021	2	20	6
March 21, 2021	2	19	10
March 28, 2021	1	19	8
April 4, 2021	1	19	5
April 11, 2021	2	13	10
April 18, 2021		20	9
April 25, 2021		27	11
May 2, 2021	1	34	16
May 9, 2021	1	37	16
May 16, 2021	5	37	17
May 23, 2021	1	31	8
May 30, 2021	2	25	10
June 6, 2021		18	11
June 13, 2021	2	20	10
June 20, 2021	1	11	6
June 27, 2021	1	12	6
July 4, 2021	3	12	3
July 11, 2021	1	11	4
July 18, 2021	2	11	8
July 25, 2021		19	17
August 1, 2021	1	41	23
August 8, 2021	1	47	44
August 15, 2021	6	96	53
August 22, 2021	7	121	70
August 29, 2021	7	147	98
September 5, 2021	11	135	89
September 12, 2021	6	120	88
September 19, 2021	5	115	85
September 26, 2021	12	90	68
October 3, 2021	12	100	67
October 10, 2021	7	72	46
October 17, 2021	7	76	68

T13. Ethnicity

Week of DOD	Ethnicity		
	Hispanic	Not Hispanic	Refuse..
October 24, 2021	12	64	59
October 31, 2021	5	53	51
November 7, 2021	4	49	31
November 14, 2021	3	56	36
November 21, 2021	5	51	39
November 28, 2021	5	48	30
December 5, 2021	3	55	28
December 12, 2021	3	46	26
December 19, 2021	2	41	29
December 26, 2021	3	47	27
January 2, 2022	4	54	30
January 9, 2022	1	75	40
January 16, 2022	3	91	51
January 23, 2022	5	123	62
January 30, 2022	5	117	65
February 6, 2022	2	115	61
February 13, 2022	10	102	38
February 20, 2022	7	81	42
February 27, 2022	8	68	32
March 6, 2022	3	40	19
March 13, 2022	1	30	17
March 20, 2022		16	13
March 27, 2022		16	7
April 3, 2022		13	5
April 10, 2022		13	1
April 17, 2022	1	9	6
April 24, 2022		11	4
May 1, 2022	1	11	9
May 8, 2022		9	10
May 15, 2022		8	

T2. Intensive Care Unit(ICU)

Week of Admit Date	ICU	
	No	Yes
Null	1,466	126
February 9, 2020	1	
February 23, 2020	1	1
March 1, 2020	4	3
March 8, 2020	11	3
March 15, 2020	39	27
March 22, 2020	75	57
March 29, 2020	78	54
April 5, 2020	59	29
April 12, 2020	74	29
April 19, 2020	68	31
April 26, 2020	72	19
May 3, 2020	38	17
May 10, 2020	31	17
May 17, 2020	32	17
May 24, 2020	26	12
May 31, 2020	31	26
June 7, 2020	44	23
June 14, 2020	63	32
June 21, 2020	73	32
June 28, 2020	72	35
July 5, 2020	123	38
July 12, 2020	95	45
July 19, 2020	102	23
July 26, 2020	104	29
August 2, 2020	114	28
August 9, 2020	110	33
August 16, 2020	98	25
August 23, 2020	79	20
August 30, 2020	70	19
September 6, 2020	78	24
September 13, 2020	85	31
September 20, 2020	128	32
September 27, 2020	77	28
October 4, 2020	119	35
October 11, 2020	113	30
October 18, 2020	101	30
October 25, 2020	121	42
November 1, 2020	211	67
November 8, 2020	320	69
November 15, 2020	349	79
November 22, 2020	409	95
November 29, 2020	454	108
December 6, 2020	404	80

T2. Intensive Care Unit(ICU)

Week of Admit Date	ICU	
	No	Yes
December 13, 2020	424	71
December 20, 2020	350	70
December 27, 2020	337	75
January 3, 2021	340	61
January 10, 2021	300	53
January 17, 2021	242	47
January 24, 2021	211	50
January 31, 2021	183	35
February 7, 2021	170	38
February 14, 2021	137	33
February 21, 2021	126	28
February 28, 2021	134	27
March 7, 2021	114	20
March 14, 2021	122	30
March 21, 2021	109	23
March 28, 2021	123	27
April 4, 2021	141	11
April 11, 2021	171	29
April 18, 2021	234	39
April 25, 2021	239	33
May 2, 2021	207	36
May 9, 2021	204	42
May 16, 2021	167	27
May 23, 2021	144	24
May 30, 2021	114	25
June 6, 2021	116	21
June 13, 2021	120	22
June 20, 2021	110	14
June 27, 2021	81	18
July 4, 2021	76	13
July 11, 2021	84	28
July 18, 2021	130	30
July 25, 2021	219	48
August 1, 2021	336	71
August 8, 2021	446	109
August 15, 2021	530	124
August 22, 2021	576	144
August 29, 2021	606	105
September 5, 2021	522	105
September 12, 2021	469	89
September 19, 2021	416	80
September 26, 2021	373	69
October 3, 2021	341	58
October 10, 2021	294	59

T2. Intensive Care Unit(ICU)

Week of Admit Date	ICU	
	No	Yes
October 17, 2021	314	53
October 24, 2021	329	46
October 31, 2021	262	59
November 7, 2021	253	47
November 14, 2021	220	35
November 21, 2021	241	39
November 28, 2021	240	33
December 5, 2021	238	38
December 12, 2021	197	38
December 19, 2021	195	44
December 26, 2021	331	49
January 2, 2022	475	66
January 9, 2022	585	64
January 16, 2022	727	63
January 23, 2022	722	90
January 30, 2022	684	80
February 6, 2022	550	61
February 13, 2022	433	49
February 20, 2022	318	27
February 27, 2022	226	28
March 6, 2022	169	10
March 13, 2022	120	11
March 20, 2022	89	6
March 27, 2022	76	3
April 3, 2022	80	2
April 10, 2022	80	4
April 17, 2022	113	4
April 24, 2022	133	10
May 1, 2022	156	3
May 8, 2022	223	8
May 15, 2022	179	4

T3. Underlying Conditions

Week of Admit Date	ICU	
	No	Yes
Null	1,466	126
February 9, 2020	1	
February 23, 2020	1	1
March 1, 2020	4	3
March 8, 2020	11	3
March 15, 2020	39	27
March 22, 2020	75	57
March 29, 2020	78	54
April 5, 2020	59	29
April 12, 2020	74	29
April 19, 2020	68	31
April 26, 2020	72	19
May 3, 2020	38	17
May 10, 2020	31	17
May 17, 2020	32	17
May 24, 2020	26	12
May 31, 2020	31	26
June 7, 2020	44	23
June 14, 2020	63	32
June 21, 2020	73	32
June 28, 2020	72	35
July 5, 2020	123	38
July 12, 2020	95	45
July 19, 2020	102	23
July 26, 2020	104	29
August 2, 2020	114	28
August 9, 2020	110	33
August 16, 2020	98	25
August 23, 2020	79	20
August 30, 2020	70	19
September 6, 2020	78	24
September 13, 2020	85	31
September 20, 2020	128	32
September 27, 2020	77	28
October 4, 2020	119	35
October 11, 2020	113	30
October 18, 2020	101	30
October 25, 2020	121	42
November 1, 2020	211	67
November 8, 2020	320	69
November 15, 2020	349	79
November 22, 2020	409	95
November 29, 2020	454	108
December 6, 2020	404	80

T3. Underlying Conditions

Week of Admit Date	ICU	
	No	Yes
December 13, 2020	424	71
December 20, 2020	350	70
December 27, 2020	337	75
January 3, 2021	340	61
January 10, 2021	300	53
January 17, 2021	242	47
January 24, 2021	211	50
January 31, 2021	183	35
February 7, 2021	170	38
February 14, 2021	137	33
February 21, 2021	126	28
February 28, 2021	134	27
March 7, 2021	114	20
March 14, 2021	122	30
March 21, 2021	109	23
March 28, 2021	123	27
April 4, 2021	141	11
April 11, 2021	171	29
April 18, 2021	234	39
April 25, 2021	239	33
May 2, 2021	207	36
May 9, 2021	204	42
May 16, 2021	167	27
May 23, 2021	144	24
May 30, 2021	114	25
June 6, 2021	116	21
June 13, 2021	120	22
June 20, 2021	110	14
June 27, 2021	81	18
July 4, 2021	76	13
July 11, 2021	84	28
July 18, 2021	130	30
July 25, 2021	219	48
August 1, 2021	336	71
August 8, 2021	446	109
August 15, 2021	530	124
August 22, 2021	576	144
August 29, 2021	606	105
September 5, 2021	522	105
September 12, 2021	469	89
September 19, 2021	416	80
September 26, 2021	373	69
October 3, 2021	341	58
October 10, 2021	294	59

T3. Underlying Conditions

Week of Admit Date	ICU	
	No	Yes
October 17, 2021	314	53
October 24, 2021	329	46
October 31, 2021	262	59
November 7, 2021	253	47
November 14, 2021	220	35
November 21, 2021	241	39
November 28, 2021	240	33
December 5, 2021	238	38
December 12, 2021	197	38
December 19, 2021	195	44
December 26, 2021	331	49
January 2, 2022	475	66
January 9, 2022	585	64
January 16, 2022	727	63
January 23, 2022	722	90
January 30, 2022	684	80
February 6, 2022	550	61
February 13, 2022	433	49
February 20, 2022	318	27
February 27, 2022	226	28
March 6, 2022	169	10
March 13, 2022	120	11
March 20, 2022	89	6
March 27, 2022	76	3
April 3, 2022	80	2
April 10, 2022	80	4
April 17, 2022	113	4
April 24, 2022	133	10
May 1, 2022	156	3
May 8, 2022	223	8
May 15, 2022	179	4

T4. Length of Stay

Week of Admit Date	Length of Stay Bins				
	1 to 4 Days	5 to 9 Days	10 to 14 Days	15+ Days	Unkno..
Null					1,592
February 9, 2020				1	
February 23, 2020		1		1	
March 1, 2020	2	2	1	1	1
March 8, 2020	2	6	1	3	2
March 15, 2020	28	15	8	14	1
March 22, 2020	48	32	14	36	2
March 29, 2020	51	31	16	33	1
April 5, 2020	41	12	17	13	5
April 12, 2020	42	16	11	24	10
April 19, 2020	46	30	9	11	3
April 26, 2020	47	19	6	9	10
May 3, 2020	26	13	3	7	6
May 10, 2020	21	14	3	5	5
May 17, 2020	22	14	7	4	2
May 24, 2020	16	13	2	4	3
May 31, 2020	28	17	1	9	2
June 7, 2020	26	23	8	6	4
June 14, 2020	46	26	7	12	4
June 21, 2020	47	30	6	17	5
June 28, 2020	44	25	17	17	4
July 5, 2020	71	54	19	10	7
July 12, 2020	54	46	19	14	7
July 19, 2020	57	40	10	17	1
July 26, 2020	62	31	14	22	4
August 2, 2020	74	39	13	11	5
August 9, 2020	66	48	12	16	1
August 16, 2020	58	42	8	11	4
August 23, 2020	45	30	9	10	5
August 30, 2020	42	21	13	10	3
September 6, 2020	51	27	11	8	5
September 13, 2020	49	32	15	17	3
September 20, 2020	78	50	7	18	7
September 27, 2020	42	34	11	12	6
October 4, 2020	67	50	14	17	6
October 11, 2020	75	41	9	12	6
October 18, 2020	56	36	13	23	3
October 25, 2020	75	46	20	15	7
November 1, 2020	119	68	35	37	19
November 8, 2020	157	120	32	38	42
November 15, 2020	202	99	50	41	36
November 22, 2020	207	139	51	40	67
November 29, 2020	227	143	57	59	76

T4. Length of Stay

Week of Admit Date	Length of Stay Bins				Unkno..
	1 to 4 Days	5 to 9 Days	10 to 14 Days	15+ Days	
December 6, 2020	183	107	50	44	100
December 13, 2020	209	124	38	46	78
December 20, 2020	178	100	35	42	65
December 27, 2020	161	111	29	42	69
January 3, 2021	190	77	30	39	65
January 10, 2021	173	83	25	32	40
January 17, 2021	123	55	31	28	52
January 24, 2021	113	66	21	27	34
January 31, 2021	98	50	18	14	38
February 7, 2021	85	57	13	15	38
February 14, 2021	79	36	18	12	25
February 21, 2021	69	40	11	12	22
February 28, 2021	78	41	10	9	23
March 7, 2021	53	30	10	8	33
March 14, 2021	81	31	8	5	27
March 21, 2021	54	30	10	8	30
March 28, 2021	69	28	6	12	35
April 4, 2021	64	33	1	6	48
April 11, 2021	70	48	10	16	56
April 18, 2021	105	54	24	22	68
April 25, 2021	86	56	21	24	85
May 2, 2021	76	46	26	13	82
May 9, 2021	74	51	21	18	82
May 16, 2021	85	38	11	16	44
May 23, 2021	50	25	11	15	67
May 30, 2021	69	24	6	11	29
June 6, 2021	46	31	11	11	38
June 13, 2021	53	30	12	10	37
June 20, 2021	59	18	8	7	32
June 27, 2021	39	23	7	7	23
July 4, 2021	38	12	6	6	27
July 11, 2021	41	20	10	16	25
July 18, 2021	68	32	11	19	30
July 25, 2021	94	67	18	33	55
August 1, 2021	130	86	41	47	103
August 8, 2021	191	116	47	66	135
August 15, 2021	212	154	75	75	138
August 22, 2021	273	159	69	71	148
August 29, 2021	248	165	69	67	162
September 5, 2021	225	119	62	54	167
September 12, 2021	196	112	55	52	143
September 19, 2021	170	82	53	43	148
September 26, 2021	152	88	39	36	127

T4. Length of Stay

Week of Admit Date	Length of Stay Bins				Unkno..
	1 to 4 Days	5 to 9 Days	10 to 14 Days	15+ Days	
October 3, 2021	124	72	32	38	133
October 10, 2021	134	70	20	32	97
October 17, 2021	127	67	36	29	108
October 24, 2021	137	64	23	21	130
October 31, 2021	95	66	26	33	101
November 7, 2021	117	58	25	24	76
November 14, 2021	87	45	13	25	85
November 21, 2021	100	47	22	24	87
November 28, 2021	97	49	13	26	88
December 5, 2021	86	55	25	19	91
December 12, 2021	81	42	18	24	70
December 19, 2021	89	37	16	27	70
December 26, 2021	142	52	26	28	132
January 2, 2022	209	82	31	43	176
January 9, 2022	271	99	29	39	211
January 16, 2022	331	108	59	48	244
January 23, 2022	331	134	60	61	226
January 30, 2022	351	116	45	54	198
February 6, 2022	289	82	42	31	167
February 13, 2022	231	76	29	20	126
February 20, 2022	173	57	21	8	86
February 27, 2022	99	45	20	18	72
March 6, 2022	74	28	8	7	62
March 13, 2022	60	20	8	6	37
March 20, 2022	34	16	5	7	33
March 27, 2022	31	15	1	2	30
April 3, 2022	48	9		2	23
April 10, 2022	35	9	2	1	37
April 17, 2022	45	11	4	9	48
April 24, 2022	55	20	6	4	58
May 1, 2022	73	17	3	1	65
May 8, 2022	109	18	4		100
May 15, 2022	63	6			114

T6. Race

Week of Admit Date	Race							
	AI/AN	Asian	Black	Multira..	Other	Pacific Is.	Refuse..	White
Null	35	17	27	17	152	7	292	1,045
February 9, 2020								1
February 23, 2020					1			1
March 1, 2020					1		1	5
March 8, 2020		2			2		1	9
March 15, 2020				1	18	1	5	41
March 22, 2020	4	6	6	3	30	1	4	78
March 29, 2020	2	11	5	1	23	4	3	83
April 5, 2020	2	5	1		22	1	3	54
April 12, 2020	1	5	7	5	17		1	67
April 19, 2020	2	2	4	4	17	1	2	67
April 26, 2020	1	3	3		20	2	3	59
May 3, 2020		3			13		2	37
May 10, 2020			2		12	1	1	32
May 17, 2020			2	1	14	2		30
May 24, 2020	1		1	1	9	3	2	21
May 31, 2020	3	2	2	2	16	7	3	22
June 7, 2020	2	2	2	2	13	9	3	34
June 14, 2020	2	3	12	2	17	6	6	47
June 21, 2020	1	4	3		26	4	4	63
June 28, 2020	5	6	4	3	28	11	5	45
July 5, 2020	9	7	8	2	40	1	17	77
July 12, 2020	2	2	3		49	2	14	68
July 19, 2020	13	5	2		36	3	13	53
July 26, 2020	6	4	6		39	3	15	60
August 2, 2020	5	3	3	4	45	3	12	67
August 9, 2020	6	5	4	3	38	3	10	74
August 16, 2020	8	5	6		28	5	8	63
August 23, 2020	4	5	4	1	19	4	13	49
August 30, 2020	3	1	3	2	22	3	4	51
September 6, 2020	2	2	4		26	2	7	59
September 13, 2020	5	3	3		15	4	4	82
September 20, 2020	5	5	7	3	27	1	8	104
September 27, 2020	1	2	2	1	23	2	3	71
October 4, 2020	7	5	9	3	25		10	95
October 11, 2020	8	1	8	2	34		13	77
October 18, 2020	2	1	5	3	45		4	71
October 25, 2020	5	6	3	2	37		14	96
November 1, 2020	7	12	11	5	56	4	19	164
November 8, 2020	8	14	11	13	64	4	30	245
November 15, 2020	6	27	13	5	61	7	47	262
November 22, 2020	7	19	17	7	84	5	61	304
November 29, 2020	14	24	18	8	89	2	66	341

T6. Race

Week of Admit Date	Race							
	AI/AN	Asian	Black	Multira..	Other	Pacific		White
						Is.	Refuse..	
December 6, 2020	16	22	13	6	102	4	47	274
December 13, 2020	11	29	14	6	75	4	59	297
December 20, 2020	16	13	12	7	69	2	44	257
December 27, 2020	8	5	12	4	70	3	59	251
January 3, 2021	10	14	11	6	57	7	30	266
January 10, 2021	3	5	10	5	57	5	47	221
January 17, 2021	6	3	9	5	51	3	31	181
January 24, 2021	2	7	5	7	45	2	21	172
January 31, 2021	3	6	6	4	39	3	12	145
February 7, 2021	5	11	4	5	37	2	18	126
February 14, 2021	3	4	4	4	36	1	11	107
February 21, 2021	3	6	7	4	27	1	13	93
February 28, 2021		1	7	5	21	7	7	113
March 7, 2021	4	2	5	5	20	1	12	85
March 14, 2021	3	8	7	3	20		13	98
March 21, 2021	2	5	10	3	18	2	11	81
March 28, 2021	3	8	7	4	14	1	17	96
April 4, 2021	3	4	8	3	12		17	105
April 11, 2021	8	6	14	3	21		15	133
April 18, 2021	5	9	8	9	31	3	26	182
April 25, 2021	6	2	17	4	39	1	35	168
May 2, 2021	7	7	14	5	17	3	16	174
May 9, 2021	4	5	10	9	15	1	31	171
May 16, 2021	5	7	10	1	24	1	17	129
May 23, 2021	3	6	5	5	18	1	23	107
May 30, 2021	4	2	5	3	8	2	14	101
June 6, 2021			4	1	11	1	21	99
June 13, 2021	2		13	2	15	2	8	100
June 20, 2021	6		9	2	10		11	86
June 27, 2021	2	1	3	2	19		11	61
July 4, 2021	2	1	4	2	11		12	57
July 11, 2021	1	1	4	3	11		12	80
July 18, 2021	3	1	2	3	13		16	122
July 25, 2021	10	4	12		19	3	34	185
August 1, 2021	7	6	10	9	27	3	56	289
August 8, 2021	9	1	15	9	52	2	77	390
August 15, 2021	15	11	12	10	33		104	469
August 22, 2021	10	11	16	3	44		134	502
August 29, 2021	11	15	11	6	38	3	135	492
September 5, 2021	10	7	14	5	54	6	108	423
September 12, 2021	9	11	17	4	35	1	94	387
September 19, 2021	6	7	17	3	41	2	80	340
September 26, 2021	6	4	10	6	36	4	71	305

T6. Race

Week of Admit Date	Race							
	AI/AN	Asian	Black	Multira..	Other	Pacific		White
						Is.	Refuse..	
October 3, 2021	4	8	16	6	40	2	46	277
October 10, 2021	8	4	11	6	32		49	243
October 17, 2021	2	5	14	2	29		46	269
October 24, 2021	12	1	9	2	38	1	56	256
October 31, 2021	3	8	11	2	20	2	48	227
November 7, 2021	2	2	5	2	16	2	46	225
November 14, 2021	7	3	6	2	16		50	171
November 21, 2021	4	10	10	2	25	1	41	187
November 28, 2021	4	4	9	1	18		39	198
December 5, 2021	6	2	6	4	21		52	185
December 12, 2021	4	3	3	4	13	1	35	172
December 19, 2021	2	8	3	1	21		33	171
December 26, 2021	5	5	11	3	28	2	49	277
January 2, 2022	7	15	24	7	52	2	56	378
January 9, 2022	7	24	36	6	61	4	60	451
January 16, 2022	10	17	26	9	67	2	69	590
January 23, 2022	14	20	30	5	66	1	111	565
January 30, 2022	20	15	16	2	55	2	92	562
February 6, 2022	11	20	16	2	70		64	428
February 13, 2022	8	9	12	2	31	2	60	358
February 20, 2022	4	7	8		29		55	242
February 27, 2022	4	5	10	2	12	1	26	194
March 6, 2022	3	2	6	1	19		17	131
March 13, 2022		3	3		8		13	104
March 20, 2022	2	2	1		10		11	69
March 27, 2022	1		4		10	1	10	53
April 3, 2022		2	2	1	6		8	63
April 10, 2022	1		4		8		7	64
April 17, 2022	2	3	5		13	1	20	73
April 24, 2022	1	3	3	1	12	1	20	102
May 1, 2022	3	2	4	2	10		20	118
May 8, 2022	4	4	9	2	13	1	33	165
May 15, 2022	4	7	2	1	13		19	137

T7. Ethnicity

Week of Admit Date	Ethnicity		
	Hispanic	Not Hispanic	Refuse..
Null	186	931	475
February 9, 2020		1	
February 23, 2020	1	1	
March 1, 2020	1	5	1
March 8, 2020	3	10	1
March 15, 2020	19	43	4
March 22, 2020	38	91	3
March 29, 2020	26	100	6
April 5, 2020	23	61	4
April 12, 2020	18	81	4
April 19, 2020	20	79	
April 26, 2020	22	61	8
May 3, 2020	16	38	1
May 10, 2020	15	31	2
May 17, 2020	16	30	3
May 24, 2020	12	21	5
May 31, 2020	18	33	6
June 7, 2020	14	45	8
June 14, 2020	21	68	6
June 21, 2020	33	61	11
June 28, 2020	32	68	7
July 5, 2020	49	93	19
July 12, 2020	52	75	13
July 19, 2020	40	70	15
July 26, 2020	45	74	14
August 2, 2020	50	79	13
August 9, 2020	44	81	18
August 16, 2020	37	79	7
August 23, 2020	26	59	14
August 30, 2020	25	55	9
September 6, 2020	32	59	11
September 13, 2020	13	92	11
September 20, 2020	35	115	10
September 27, 2020	22	72	11
October 4, 2020	25	105	24
October 11, 2020	35	91	17
October 18, 2020	46	73	12
October 25, 2020	42	98	23
November 1, 2020	62	174	42
November 8, 2020	71	244	74
November 15, 2020	76	246	106
November 22, 2020	84	278	142
November 29, 2020	96	331	135

T7. Ethnicity

Week of Admit Date	Ethnicity		
	Hispanic	Not Hispanic	Refuse..
December 6, 2020	104	267	113
December 13, 2020	82	287	126
December 20, 2020	66	252	102
December 27, 2020	72	242	98
January 3, 2021	52	259	90
January 10, 2021	55	212	86
January 17, 2021	43	182	64
January 24, 2021	44	155	62
January 31, 2021	35	145	38
February 7, 2021	39	135	34
February 14, 2021	31	108	31
February 21, 2021	29	104	21
February 28, 2021	19	114	28
March 7, 2021	25	87	22
March 14, 2021	16	115	21
March 21, 2021	16	95	21
March 28, 2021	17	108	25
April 4, 2021	13	108	31
April 11, 2021	27	127	46
April 18, 2021	38	194	41
April 25, 2021	45	156	71
May 2, 2021	26	178	39
May 9, 2021	21	172	53
May 16, 2021	26	134	34
May 23, 2021	19	111	38
May 30, 2021	8	105	26
June 6, 2021	14	93	30
June 13, 2021	11	100	31
June 20, 2021	10	87	27
June 27, 2021	12	64	23
July 4, 2021	7	58	24
July 11, 2021	10	75	27
July 18, 2021	14	109	37
July 25, 2021	19	178	70
August 1, 2021	26	229	152
August 8, 2021	44	324	187
August 15, 2021	36	384	234
August 22, 2021	34	423	263
August 29, 2021	38	428	245
September 5, 2021	44	381	202
September 12, 2021	34	337	187
September 19, 2021	30	298	168
September 26, 2021	33	231	178

T7. Ethnicity

Week of Admit Date	Ethnicity		
	Hispanic	Not Hispanic	Refuse..
October 3, 2021	31	233	135
October 10, 2021	24	202	127
October 17, 2021	23	214	130
October 24, 2021	26	218	131
October 31, 2021	20	201	100
November 7, 2021	14	185	101
November 14, 2021	14	153	88
November 21, 2021	18	191	71
November 28, 2021	17	190	66
December 5, 2021	25	177	74
December 12, 2021	8	154	73
December 19, 2021	18	169	52
December 26, 2021	21	275	84
January 2, 2022	45	390	106
January 9, 2022	59	457	133
January 16, 2022	61	578	151
January 23, 2022	58	546	208
January 30, 2022	68	512	184
February 6, 2022	47	416	148
February 13, 2022	27	340	115
February 20, 2022	23	225	97
February 27, 2022	15	188	51
March 6, 2022	19	118	42
March 13, 2022	8	93	30
March 20, 2022	6	70	19
March 27, 2022	6	58	15
April 3, 2022	6	63	13
April 10, 2022	7	69	8
April 17, 2022	9	86	22
April 24, 2022	10	105	28
May 1, 2022	8	119	32
May 8, 2022	10	176	45
May 15, 2022	9	143	31

T8. Hospitalization Status

Day of DOD	Hosp		
	Yes	No	Unkno..
Null	1	1	1
March 14, 2020	1	1	
March 17, 2020	1		
March 20, 2020	1		
March 22, 2020	2	1	
March 23, 2020	2		
March 24, 2020	2		
March 25, 2020	1	1	
March 27, 2020	1		
March 28, 2020	1		
March 29, 2020	2	2	
March 30, 2020	1	2	
April 1, 2020	3	1	1
April 2, 2020	1	4	
April 3, 2020		3	
April 4, 2020	1	2	
April 5, 2020	1	3	
April 6, 2020	3	1	
April 7, 2020	4		
April 8, 2020	4		
April 9, 2020		1	
April 10, 2020	3		
April 11, 2020	2	1	
April 12, 2020	4		1
April 13, 2020	1	1	
April 14, 2020	2	2	
April 15, 2020	1	1	
April 16, 2020	3		
April 17, 2020	2		
April 18, 2020	2	2	
April 19, 2020	2		
April 20, 2020	2	1	
April 21, 2020	2		
April 22, 2020	3	2	
April 23, 2020	2		
April 24, 2020	1		
April 25, 2020	4	1	
April 26, 2020	3		
April 27, 2020	2		
April 29, 2020	1		
April 30, 2020	2		
May 1, 2020	3		
May 2, 2020	5		
May 3, 2020	2		

T8. Hospitalization Status

Day of DOD	Hosp		
	Yes	No	Unkno..
May 4, 2020	3		
May 5, 2020	3	1	
May 6, 2020	3	1	
May 7, 2020	1		
May 8, 2020	4		
May 9, 2020	2	1	
May 10, 2020	2		1
May 11, 2020	2		
May 12, 2020	2		1
May 13, 2020	2		
May 15, 2020			1
May 16, 2020		2	
May 17, 2020		2	
May 18, 2020	1		
May 19, 2020	1		
May 20, 2020	2		
May 22, 2020	1		
May 23, 2020	1		
May 24, 2020	1		
May 25, 2020	1		
May 26, 2020	2		
May 27, 2020	1		
May 28, 2020	1		
May 29, 2020	1	1	
May 30, 2020	1		1
May 31, 2020	1	1	
June 1, 2020	1		
June 2, 2020	1		
June 3, 2020	2	1	
June 4, 2020	1		
June 7, 2020	1		
June 8, 2020	2	1	
June 10, 2020	3	2	
June 11, 2020	2	2	
June 12, 2020		1	
June 13, 2020	1	1	
June 14, 2020	2	1	
June 15, 2020	1	2	
June 16, 2020		2	
June 18, 2020		1	1
June 19, 2020	1		
June 20, 2020	1	1	
June 21, 2020		2	
June 22, 2020	1	1	

T8. Hospitalization Status

Day of DOD	Hosp		
	Yes	No	Unkno..
June 23, 2020	2	1	
June 24, 2020	1	1	
June 25, 2020	2	1	
June 26, 2020	1		
June 27, 2020	1		
June 28, 2020	3	1	
June 29, 2020	1	3	
June 30, 2020	4		
July 1, 2020	1	1	
July 2, 2020	3	1	
July 3, 2020	1	1	
July 4, 2020	1	1	
July 5, 2020	2		1
July 6, 2020	1	1	
July 7, 2020	2	2	
July 8, 2020	1	2	
July 9, 2020	1	1	
July 10, 2020		1	
July 11, 2020	1	2	
July 12, 2020	2	1	
July 13, 2020	1	2	
July 14, 2020	2		2
July 15, 2020	3	2	
July 16, 2020	3	1	1
July 17, 2020	5	1	
July 18, 2020	3	3	
July 19, 2020	4		
July 20, 2020	3		
July 21, 2020	6		
July 22, 2020	3	1	
July 23, 2020	3	3	1
July 24, 2020	2	1	
July 25, 2020	3		1
July 26, 2020	4	1	
July 27, 2020	2	3	1
July 28, 2020	6	3	1
July 29, 2020	4		
July 30, 2020	3		
July 31, 2020	1	1	
August 1, 2020	6	1	
August 2, 2020	2	1	1
August 3, 2020	2	1	
August 4, 2020		1	4
August 5, 2020	3	3	

T8. Hospitalization Status

Day of DOD	Hosp		
	Yes	No	Unkno..
August 6, 2020	5		
August 7, 2020	3	2	
August 8, 2020	3	1	1
August 9, 2020	4	4	
August 10, 2020	1	1	1
August 11, 2020	5	1	
August 12, 2020	2	1	
August 13, 2020	3		
August 14, 2020	2	2	
August 15, 2020	8	4	
August 16, 2020	2	2	
August 17, 2020	1	1	
August 18, 2020	2	2	
August 19, 2020	4		
August 20, 2020	1		
August 21, 2020	5	2	
August 22, 2020	5		
August 23, 2020	3	5	
August 24, 2020		2	
August 25, 2020	3	2	
August 26, 2020	4	2	
August 27, 2020	3		
August 28, 2020	6		
August 29, 2020	5	1	
August 30, 2020	1		
August 31, 2020	1	1	
September 1, 2020	2	1	
September 2, 2020	3	2	
September 3, 2020	3	2	
September 4, 2020	2	2	
September 5, 2020	2	3	
September 6, 2020	3	2	
September 7, 2020	1	2	
September 8, 2020	3	2	
September 9, 2020		2	
September 10, 2020	4		
September 11, 2020	4	2	
September 12, 2020	1	2	
September 13, 2020	2	1	
September 14, 2020	2		
September 15, 2020	3		
September 16, 2020			1
September 17, 2020	2	1	
September 18, 2020	5		

T8. Hospitalization Status

Day of DOD	Hosp		
	Yes	No	Unkno..
September 19, 2020	1		
September 20, 2020	4	2	
September 21, 2020	1		
September 22, 2020	3		
September 23, 2020	3		
September 24, 2020	2	1	
September 25, 2020	1		1
September 26, 2020	2		1
September 27, 2020	2		1
September 28, 2020	1		1
September 29, 2020	1		
September 30, 2020	4	1	1
October 1, 2020	1	2	
October 2, 2020	4		1
October 3, 2020	2		1
October 4, 2020	4	1	
October 5, 2020	5	1	2
October 6, 2020	2	1	2
October 7, 2020	2	1	
October 8, 2020		2	
October 9, 2020	3		
October 10, 2020	1	2	
October 11, 2020	2	2	
October 12, 2020	4	1	
October 13, 2020	5		
October 14, 2020	3	2	
October 15, 2020	3	1	
October 16, 2020	3		
October 17, 2020	9	3	
October 18, 2020	5		
October 19, 2020	4		
October 20, 2020	1	1	1
October 21, 2020	3		1
October 22, 2020	1		1
October 23, 2020	3		1
October 24, 2020	7	1	1
October 25, 2020	5	2	
October 26, 2020	1		
October 27, 2020	1	1	
October 28, 2020	1	2	
October 29, 2020	6	4	
October 30, 2020	7		
October 31, 2020	6		1
November 1, 2020	5	2	1

T8. Hospitalization Status

Day of DOD	Hosp		
	Yes	No	Unkno..
November 2, 2020	5	1	1
November 3, 2020	4		2
November 4, 2020	4	2	1
November 5, 2020	1	1	
November 6, 2020	1	1	
November 7, 2020	4	2	1
November 8, 2020	8	1	1
November 9, 2020	6	3	1
November 10, 2020	5		
November 11, 2020	5	3	1
November 12, 2020	1	1	1
November 13, 2020	6	5	2
November 14, 2020	4	4	
November 15, 2020	6	5	
November 16, 2020	2	5	4
November 17, 2020	9	4	3
November 18, 2020	7	3	1
November 19, 2020	11	2	1
November 20, 2020	7	5	
November 21, 2020	8	3	2
November 22, 2020	9	7	
November 23, 2020	15	6	1
November 24, 2020	7	3	3
November 25, 2020	15	6	4
November 26, 2020	12	7	1
November 27, 2020	18	4	2
November 28, 2020	11	4	
November 29, 2020	15	6	2
November 30, 2020	10	3	3
December 1, 2020	14	9	2
December 2, 2020	15	5	5
December 3, 2020	15	3	4
December 4, 2020	12	6	2
December 5, 2020	11	4	2
December 6, 2020	15	9	7
December 7, 2020	11	6	1
December 8, 2020	10	6	4
December 9, 2020	22	9	3
December 10, 2020	7	6	2
December 11, 2020	11	3	
December 12, 2020	14	4	5
December 13, 2020	11	9	2
December 14, 2020	4	7	3
December 15, 2020	20	5	6

T8. Hospitalization Status

Day of DOD	Hosp		
	Yes	No	Unkno..
December 16, 2020	13	3	
December 17, 2020	11	4	4
December 18, 2020	10	8	2
December 19, 2020	6	9	3
December 20, 2020	15	4	6
December 21, 2020	15	7	
December 22, 2020	12	2	
December 23, 2020	9	5	5
December 24, 2020	9	2	1
December 25, 2020	9	7	1
December 26, 2020	10	2	2
December 27, 2020	8	2	3
December 28, 2020	12	4	1
December 29, 2020	8	6	3
December 30, 2020	15	5	3
December 31, 2020	9	4	4
January 1, 2021	15	5	3
January 2, 2021	13	5	6
January 3, 2021	10	3	2
January 4, 2021	11	11	2
January 5, 2021	10	7	2
January 6, 2021	8	4	1
January 7, 2021	9	2	5
January 8, 2021	12	11	3
January 9, 2021	8	4	3
January 10, 2021	8	7	2
January 11, 2021	8	7	3
January 12, 2021	8	3	1
January 13, 2021	7	3	1
January 14, 2021	7	4	1
January 15, 2021	11	3	
January 16, 2021	14	3	
January 17, 2021	12	2	1
January 18, 2021	11	2	1
January 19, 2021	6	4	1
January 20, 2021	12	2	
January 21, 2021	12	3	
January 22, 2021	4	6	3
January 23, 2021	14	3	
January 24, 2021	7	3	1
January 25, 2021	7	5	
January 26, 2021	16	2	1
January 27, 2021	7	4	1
January 28, 2021	10	3	1

T8. Hospitalization Status

Day of DOD	Hosp		
	Yes	No	Unkno..
January 29, 2021	12	1	2
January 30, 2021	8	4	
January 31, 2021	7	3	3
February 1, 2021	6	2	2
February 2, 2021	13	2	1
February 3, 2021	5	2	1
February 4, 2021	4	4	
February 5, 2021	7	1	1
February 6, 2021	6	2	
February 7, 2021	5	1	
February 8, 2021	5	1	
February 9, 2021	1	2	
February 10, 2021	7	3	1
February 11, 2021	8	1	
February 12, 2021	6	2	1
February 13, 2021	3		
February 14, 2021	8	3	
February 15, 2021	6	1	
February 16, 2021		2	1
February 17, 2021	2	2	1
February 18, 2021	6	1	
February 19, 2021	5	2	
February 20, 2021	2		1
February 21, 2021	4	1	
February 22, 2021	5		
February 23, 2021	9	2	1
February 24, 2021	3		
February 25, 2021	2		
February 26, 2021	3	3	1
February 27, 2021	1	3	
February 28, 2021	8	1	
March 1, 2021	2	2	
March 2, 2021	5	2	
March 3, 2021	5	1	
March 4, 2021	2		
March 5, 2021	5		
March 6, 2021		4	
March 7, 2021	3		
March 8, 2021	6		1
March 9, 2021	2		1
March 10, 2021	2		1
March 11, 2021	2		1
March 12, 2021	1		
March 13, 2021	3		

T8. Hospitalization Status

Day of DOD	Hosp		
	Yes	No	Unkno..
March 14, 2021	4	1	1
March 15, 2021	6		
March 16, 2021		1	
March 17, 2021	2	1	
March 18, 2021	3	1	
March 19, 2021	5		
March 20, 2021	3		
March 21, 2021	3	4	
March 22, 2021	3		
March 23, 2021	4	1	
March 24, 2021	5		
March 25, 2021	1	2	
March 26, 2021	5		
March 27, 2021	2	1	
March 28, 2021	2	1	
March 29, 2021	4		
March 30, 2021	4	2	1
March 31, 2021	3		
April 2, 2021	2		
April 3, 2021	7	2	
April 4, 2021	1		
April 5, 2021	7		
April 6, 2021	3	1	1
April 7, 2021	4	1	1
April 8, 2021		1	
April 9, 2021	3		
April 10, 2021	1		1
April 11, 2021			1
April 12, 2021	1		
April 13, 2021	3	1	1
April 14, 2021	6		1
April 15, 2021	3		2
April 16, 2021	3		
April 17, 2021		2	1
April 18, 2021	4		
April 19, 2021		2	
April 20, 2021	3	1	
April 21, 2021	2	2	1
April 22, 2021	5	2	
April 23, 2021	4		
April 24, 2021	2		1
April 25, 2021	2		
April 26, 2021	4	3	
April 27, 2021	6	1	1

T8. Hospitalization Status

Day of DOD	Hosp		
	Yes	No	Unkno..
April 28, 2021	2	1	
April 29, 2021	7	1	1
April 30, 2021	2		
May 1, 2021	6		1
May 2, 2021	4		1
May 3, 2021	4	2	1
May 4, 2021	7		
May 5, 2021	6	2	1
May 6, 2021	6		
May 7, 2021	9		
May 8, 2021	7	1	
May 9, 2021	5	2	
May 10, 2021	8		
May 11, 2021	4	1	3
May 12, 2021	3	4	1
May 13, 2021	6	1	1
May 14, 2021	9		1
May 15, 2021	3	1	1
May 16, 2021	5		
May 17, 2021	5	1	2
May 18, 2021	11	1	1
May 19, 2021	6		1
May 20, 2021	6		2
May 21, 2021	8	2	2
May 22, 2021	4	2	
May 23, 2021	1	3	1
May 24, 2021	3	1	1
May 25, 2021	1		2
May 26, 2021	6	1	1
May 27, 2021	7	1	
May 28, 2021	1	2	2
May 29, 2021	4	1	1
May 30, 2021	2	3	3
May 31, 2021	3	1	
June 1, 2021	4	1	
June 2, 2021	5	3	
June 3, 2021	3		1
June 4, 2021	6		
June 5, 2021	2		
June 6, 2021	5	1	
June 7, 2021	5		
June 8, 2021	3	1	1
June 9, 2021		1	
June 10, 2021	4	1	

T8. Hospitalization Status

Day of DOD	Hosp		
	Yes	No	Unkno..
June 11, 2021	2		1
June 12, 2021	1	1	2
June 13, 2021	2	2	
June 14, 2021	2	1	1
June 15, 2021	5		1
June 16, 2021	1		
June 17, 2021	4		1
June 18, 2021	7	1	
June 19, 2021	2	1	1
June 20, 2021	2		
June 21, 2021	2		
June 22, 2021	2		
June 23, 2021	3	1	
June 24, 2021	2		1
June 25, 2021	1	3	
June 26, 2021	1		
June 28, 2021	3	1	
June 29, 2021	6		1
June 30, 2021	2		
July 1, 2021	2		
July 2, 2021	1	1	
July 3, 2021	2		
July 4, 2021	2		
July 5, 2021	1	1	
July 6, 2021	6		
July 7, 2021	1		
July 8, 2021	4	2	
July 9, 2021		1	
July 12, 2021	1		
July 13, 2021	3	1	
July 14, 2021	2		
July 15, 2021	2		
July 16, 2021	3	1	
July 17, 2021	2	1	
July 18, 2021	2	1	
July 19, 2021	1		
July 20, 2021	3	1	1
July 21, 2021	1		
July 22, 2021	1		
July 23, 2021	3		1
July 24, 2021	4	1	1
July 25, 2021	4	2	
July 26, 2021		2	1
July 27, 2021	1	1	2

T8. Hospitalization Status

Day of DOD	Hosp		
	Yes	No	Unkno..
July 28, 2021	2	1	1
July 29, 2021	5	3	
July 30, 2021	3	1	
July 31, 2021	4	2	1
August 1, 2021	3		
August 2, 2021	7		1
August 3, 2021	7	1	
August 4, 2021	7	2	2
August 5, 2021	9		4
August 6, 2021	7	2	
August 7, 2021	5	3	5
August 8, 2021	6	1	1
August 9, 2021	3	3	4
August 10, 2021	13	1	1
August 11, 2021	9	4	4
August 12, 2021	7	2	2
August 13, 2021	8	2	5
August 14, 2021	12	2	2
August 15, 2021	11	2	
August 16, 2021	8	2	2
August 17, 2021	20	4	3
August 18, 2021	12	3	3
August 19, 2021	18	11	5
August 20, 2021	16	4	4
August 21, 2021	15	4	8
August 22, 2021	21	4	4
August 23, 2021	19	7	3
August 24, 2021	17	4	4
August 25, 2021	13	5	6
August 26, 2021	21	5	5
August 27, 2021	20	3	8
August 28, 2021	20	2	7
August 29, 2021	27	3	5
August 30, 2021	23	5	8
August 31, 2021	22		2
September 1, 2021	37	4	5
September 2, 2021	22	4	6
September 3, 2021	27	4	7
September 4, 2021	28	5	8
September 5, 2021	30	3	6
September 6, 2021	27	3	5
September 7, 2021	25	4	8
September 8, 2021	16	7	4
September 9, 2021	24	4	3

T8. Hospitalization Status

Day of DOD	Hosp		
	Yes	No	Unkno..
September 10, 2021	22	2	8
September 11, 2021	26	3	5
September 12, 2021	23	4	8
September 13, 2021	21	7	2
September 14, 2021	21	2	8
September 15, 2021	14	6	4
September 16, 2021	20	4	8
September 17, 2021	21	6	3
September 18, 2021	24	2	6
September 19, 2021	16	2	5
September 20, 2021	25	4	7
September 21, 2021	16	3	6
September 22, 2021	20	7	3
September 23, 2021	21	6	7
September 24, 2021	28	2	3
September 25, 2021	16	2	6
September 26, 2021	16	3	5
September 27, 2021	12	10	4
September 28, 2021	13	2	9
September 29, 2021	17	2	7
September 30, 2021	11	4	4
October 1, 2021	16	1	6
October 2, 2021	17	5	6
October 3, 2021	23	3	3
October 4, 2021	27	2	4
October 5, 2021	15		3
October 6, 2021	22	2	3
October 7, 2021	14	7	3
October 8, 2021	25	3	3
October 9, 2021	12	2	3
October 10, 2021	7	1	3
October 11, 2021	25	2	6
October 12, 2021	8		2
October 13, 2021	10	3	4
October 14, 2021	14	1	7
October 15, 2021	20	1	1
October 16, 2021	7	1	2
October 17, 2021	12	1	6
October 18, 2021	15	2	7
October 19, 2021	14	3	4
October 20, 2021	17	1	4
October 21, 2021	8	4	4
October 22, 2021	13	4	6
October 23, 2021	17	3	6

T8. Hospitalization Status

Day of DOD	Hosp		
	Yes	No	Unkno..
October 24, 2021	15	2	2
October 25, 2021	13	4	3
October 26, 2021	13	2	1
October 27, 2021	21	4	7
October 28, 2021	13	3	5
October 29, 2021	10	2	1
October 30, 2021	10	1	3
October 31, 2021	11	3	3
November 1, 2021	12	2	3
November 2, 2021	9	3	3
November 3, 2021	11	1	2
November 4, 2021	13	2	3
November 5, 2021	11		2
November 6, 2021	12	2	1
November 7, 2021	9	1	3
November 8, 2021	3	2	1
November 9, 2021	12		2
November 10, 2021	7	1	5
November 11, 2021	10	1	6
November 12, 2021	5		1
November 13, 2021	13	1	1
November 14, 2021	6	1	2
November 15, 2021	12	1	3
November 16, 2021	10	1	3
November 17, 2021	10		2
November 18, 2021	12	2	2
November 19, 2021	15	1	1
November 20, 2021	8	1	2
November 21, 2021	8	3	4
November 22, 2021	5		4
November 23, 2021	12	2	2
November 24, 2021	8	1	2
November 25, 2021	6	1	4
November 26, 2021	11		2
November 27, 2021	17	2	1
November 28, 2021	9	1	3
November 29, 2021	2	2	1
November 30, 2021	18		5
December 1, 2021	6		4
December 2, 2021	11	1	3
December 3, 2021	6		4
December 4, 2021	4	1	2
December 5, 2021	6	2	1
December 6, 2021	10	3	3

T8. Hospitalization Status

Day of DOD	Hosp		
	Yes	No	Unkno..
December 7, 2021	7		4
December 8, 2021	9	1	1
December 9, 2021	10	4	3
December 10, 2021	9	2	2
December 11, 2021	5	3	1
December 12, 2021	12		3
December 13, 2021	12	1	3
December 14, 2021	10		
December 15, 2021	6	5	
December 16, 2021	4	1	3
December 17, 2021	3	1	1
December 18, 2021	5	3	2
December 19, 2021	9		1
December 20, 2021	10	1	
December 21, 2021	7		1
December 22, 2021	6	3	2
December 23, 2021	7	3	2
December 24, 2021	9	1	4
December 25, 2021	6		
December 26, 2021	14		2
December 27, 2021	7	2	
December 28, 2021	8		
December 29, 2021	7	1	1
December 30, 2021	10	1	2
December 31, 2021	5	2	3
January 1, 2022	8	1	3
January 2, 2022	10	1	2
January 3, 2022	7		2
January 4, 2022	5		3
January 5, 2022	10		4
January 6, 2022	11	1	1
January 7, 2022	14	2	4
January 8, 2022	9		2
January 9, 2022	8		1
January 10, 2022	10		2
January 11, 2022	12	1	6
January 12, 2022	16	3	9
January 13, 2022	13		4
January 14, 2022	10	1	4
January 15, 2022	6	4	6
January 16, 2022	15	3	5
January 17, 2022	13		6
January 18, 2022	10		7
January 19, 2022	12	1	6

T8. Hospitalization Status

Day of DOD	Hosp		
	Yes	No	Unkno..
January 20, 2022	15	1	5
January 21, 2022	19	2	5
January 22, 2022	13	1	6
January 23, 2022	13	2	9
January 24, 2022	9	2	4
January 25, 2022	23	3	4
January 26, 2022	21	3	8
January 27, 2022	14		11
January 28, 2022	26	2	10
January 29, 2022	17	2	7
January 30, 2022	13	2	9
January 31, 2022	14	4	9
February 1, 2022	8	4	6
February 2, 2022	16	2	12
February 3, 2022	18	1	7
February 4, 2022	19	4	6
February 5, 2022	22	3	8
February 6, 2022	9		4
February 7, 2022	11	1	5
February 8, 2022	20	1	4
February 9, 2022	26	1	6
February 10, 2022	22	3	18
February 11, 2022	16	1	9
February 12, 2022	14		7
February 13, 2022	21	1	2
February 14, 2022	16	2	1
February 15, 2022	16	1	7
February 16, 2022	18	1	1
February 17, 2022	15	2	6
February 18, 2022	14		3
February 19, 2022	20		3
February 20, 2022	21	2	1
February 21, 2022	11	2	6
February 22, 2022	19		3
February 23, 2022	8		1
February 24, 2022	19	1	3
February 25, 2022	17		3
February 26, 2022	12		1
February 27, 2022	12	1	4
February 28, 2022	9	3	3
March 1, 2022	12	2	2
March 2, 2022	9	1	5
March 3, 2022	13	1	3
March 4, 2022	10	1	

T8. Hospitalization Status

Day of DOD	Hosp		
	Yes	No	Unkno..
March 5, 2022	12		5
March 6, 2022	5		2
March 7, 2022	8		
March 8, 2022	7		4
March 9, 2022	6		1
March 10, 2022	4		3
March 11, 2022	6	1	3
March 12, 2022	4	2	6
March 13, 2022	4		1
March 14, 2022	3		3
March 15, 2022	1		1
March 16, 2022	7	2	1
March 17, 2022	3		3
March 18, 2022	9	1	
March 19, 2022	9		
March 20, 2022	2	1	4
March 21, 2022	4	1	1
March 22, 2022	4	2	
March 23, 2022	1		
March 24, 2022	4		2
March 25, 2022			1
March 26, 2022	1		1
March 27, 2022	1		1
March 28, 2022	5	1	
March 29, 2022	3		1
March 30, 2022	3		
March 31, 2022	1		1
April 1, 2022	2		1
April 2, 2022	2		1
April 3, 2022	1		2
April 4, 2022	1		2
April 5, 2022	1		
April 6, 2022	5		
April 7, 2022	1		1
April 8, 2022	2	1	
April 9, 2022	1		
April 10, 2022	1		1
April 11, 2022	1		1
April 12, 2022	1	1	
April 13, 2022	2		2
April 14, 2022	1	1	
April 15, 2022	2		
April 18, 2022	3		
April 19, 2022			1

T8. Hospitalization Status

Day of DOD	Hosp		
	Yes	No	Unkno..
April 20, 2022	2	1	1
April 21, 2022	2		
April 22, 2022	3		1
April 23, 2022	1		1
April 24, 2022			3
April 25, 2022	1		
April 26, 2022	4		
April 27, 2022			1
April 28, 2022	2		
April 29, 2022	1		2
April 30, 2022	1		
May 1, 2022	1		
May 2, 2022	4		
May 3, 2022	2		1
May 4, 2022	2		2
May 5, 2022	4		
May 6, 2022	4	1	
May 8, 2022	2		2
May 9, 2022	1		
May 10, 2022	1	1	1
May 11, 2022	5		
May 12, 2022	1	1	1
May 13, 2022			1
May 14, 2022	1		1
May 15, 2022	1		
May 16, 2022	1		1
May 17, 2022	1		
May 19, 2022	1		
May 20, 2022	2		
May 21, 2022	1		

T9. Underlying Conditions

Week of DOD	Underlying Cond		
	Yes	No	Unkno..
Null	2		1
March 8, 2020	1	1	
March 15, 2020	2		
March 22, 2020	10		1
March 29, 2020	20		3
April 5, 2020	23		
April 12, 2020	22		
April 19, 2020	20		
April 26, 2020	15		1
May 3, 2020	19	1	1
May 10, 2020	12		1
May 17, 2020	8		
May 24, 2020	10		
May 31, 2020	8		
June 7, 2020	16		
June 14, 2020	13		
June 21, 2020	14		
June 28, 2020	22		
July 5, 2020	14	2	2
July 12, 2020	29	2	1
July 19, 2020	30		1
July 26, 2020	35		2
August 2, 2020	30		3
August 9, 2020	34		5
August 16, 2020	25		2
August 23, 2020	32	1	3
August 30, 2020	24	1	
September 6, 2020	27	1	
September 13, 2020	15	1	2
September 20, 2020	19	1	1
September 27, 2020	22		1
October 4, 2020	28		1
October 11, 2020	37		1
October 18, 2020	29	1	1
October 25, 2020	32	4	1
November 1, 2020	36	1	2
November 8, 2020	49	4	5
November 15, 2020	77	5	6
November 22, 2020	126	2	7
November 29, 2020	132	4	12
December 6, 2020	144	6	5
December 13, 2020	123	4	13
December 20, 2020	114	2	7
December 27, 2020	127	1	6

T9. Underlying Conditions

Week of DOD	Underlying Cond		
	Yes	No	Unkno..
January 3, 2021	123	2	3
January 10, 2021	94	1	6
January 17, 2021	91	1	7
January 24, 2021	88	6	1
January 31, 2021	63	4	5
February 7, 2021	43	1	3
February 14, 2021	42		1
February 21, 2021	36		2
February 28, 2021	36	1	
March 7, 2021	20	1	2
March 14, 2021	27		1
March 21, 2021	29	1	1
March 28, 2021	26	1	1
April 4, 2021	25		
April 11, 2021	24	1	
April 18, 2021	27	1	1
April 25, 2021	35	1	2
May 2, 2021	47	1	3
May 9, 2021	48	3	3
May 16, 2021	56		3
May 23, 2021	34	3	3
May 30, 2021	32	1	4
June 6, 2021	27		2
June 13, 2021	30	2	
June 20, 2021	13		5
June 27, 2021	16		3
July 4, 2021	16		2
July 11, 2021	16		
July 18, 2021	16	2	3
July 25, 2021	33	1	2
August 1, 2021	58	2	5
August 8, 2021	84	5	3
August 15, 2021	134	2	19
August 22, 2021	186	5	7
August 29, 2021	233	6	13
September 5, 2021	214	4	17
September 12, 2021	202	5	7
September 19, 2021	191	5	9
September 26, 2021	153	5	12
October 3, 2021	164	5	10
October 10, 2021	123	1	1
October 17, 2021	141	1	9
October 24, 2021	129	2	4
October 31, 2021	101	2	6

T9. Underlying Conditions

Week of DOD	Underlying Cond		
	Yes	No	Unkno..
November 7, 2021	78	1	5
November 14, 2021	87	2	6
November 21, 2021	86	6	3
November 28, 2021	78	1	4
December 5, 2021	76	3	7
December 12, 2021	69	2	4
December 19, 2021	70	1	1
December 26, 2021	73	1	3
January 2, 2022	80	2	6
January 9, 2022	111		5
January 16, 2022	138	1	6
January 23, 2022	182		8
January 30, 2022	176		11
February 6, 2022	171		7
February 13, 2022	140		10
February 20, 2022	126		4
February 27, 2022	104		4
March 6, 2022	62		
March 13, 2022	47		1
March 20, 2022	28		1
March 27, 2022	20		3
April 3, 2022	18		
April 10, 2022	14		
April 17, 2022	16		
April 24, 2022	14		1
May 1, 2022	20		1
May 8, 2022	18		1
May 15, 2022	8		