

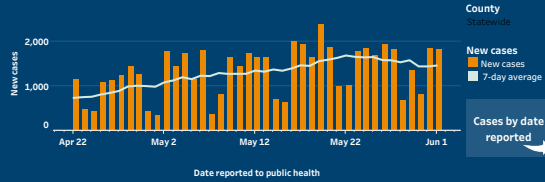
## Oregon's COVID-19 Update 6/1/2022

### CASES — Statewide

Data Current as of 12:01am 6/2/2022

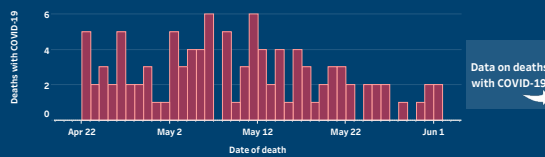
New cases	7-day average
1,815	1,462.6
Total cases	
769,081	

Source: Opera



Newly reported deaths with COVID-19
5
Total deaths
7,644

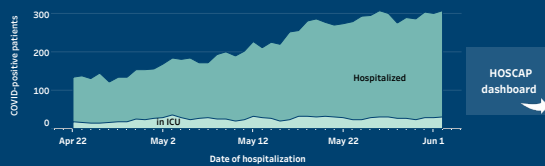
Source: Opera



### HEALTH CARE — Statewide

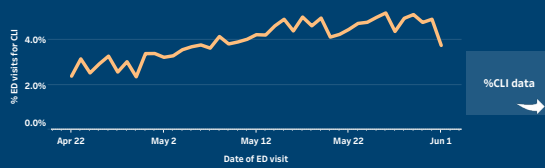
Current COVID-19 positive patients	
Hospitalized	307
in ICU beds	30

Source: HOSCAP



Emergency department visits for COVID-19-like illness (CLI)
3.8%

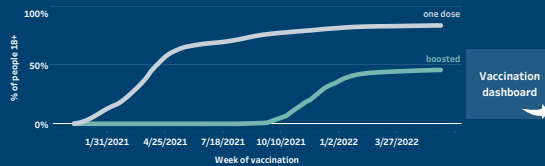
Source: Oregon ESSENCE



### VACCINATION — Statewide

Vaccination coverage, statewide people ages 18+	
One dose	83.9%
Boosted	45.9%

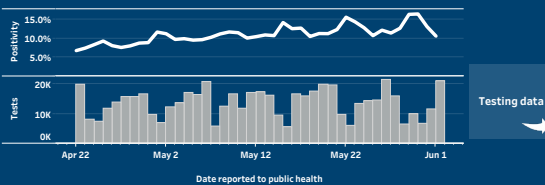
Updated weekly | Source: ALERT IIS



### TESTING — Statewide | SEQUENCING — Statewide

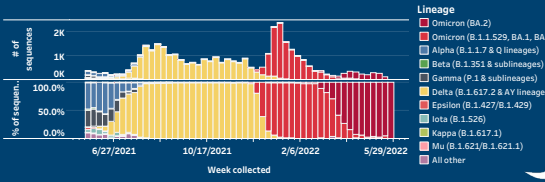
Test positivity
10.6%
Tests reported
20,953

Source: ELR and OCRP



Total Variants of Concern	
Omicron (B.1.1.529, BA.1, BA.3-5)	12,155
Omicron (BA.2)	2,112

Updated weekly | Source: GISAID



Data are provisional and subject to change.

Opera is Oregon's COVID-19 disease surveillance system. Total cases include both presumptive and confirmed cases. Presumptive cases are people without a positive diagnostic test who have COVID-19-like symptoms and had close contact with a laboratory confirmed case.

Oregon's Hospital Capacity Web System (HOSCAP) data are from the most recent report from the hospitals, as of 9:00am. Every hospital in Oregon is asked to submit data twice daily.

Oregon ESSENCE, Electronic Surveillance System for the Early Notification of Community-based Epidemics, allows for public health to monitor what is happening in emergency departments across the state. Oregon ESSENCE receives daily reports of emergency department visits from all 60 non-federal hospitals in Oregon.

Vaccination data are from the Oregon ALERT Immunization Information System (IIS). COVID-19 vaccination providers must report administration data to ALERT IIS no later than 72 hours after administration.

Testing data are from electronic laboratory reports (ELR) and the Oregon COVID-19 Reporting Portal (OCRPP). Tests are counted by the date received by public health. Counts reflect individual tests and not individual persons tested. Non-antibody and non-info only COVID results are deduplicated based on medical record number (MRN), accession number, facility and result daily.

Variant data are from the open-source sequencing data platform GISAID and are updated weekly on Wednesdays. There is a lag of approximately two weeks between when a sample is collected, sequenced and then reported by GISAID; this chart reflects that time-lag.

## Oregon's COVID-19 Update 6/1/2022

New COVID-19 cases			COVID-19 case rates, totals		Deaths with COVID-19		COVID-19 tests			
	New cases	7-day Avg.	Rate per 100K in last 7 days	Total cases	Newly reported	Total		% Positivity		
Baker	6	2.1	Baker	88.7	3,272	Baker	0	49	Baker	8.3%
Benton	56	38.7	Benton	286.3	17,056	Benton	0	72	Benton	15.2%
Clackamas	162	146.0	Clackamas	239.6	67,082	Clackamas	0	640	Clackamas	12.6%
Clatsop	18	8.9	Clatsop	157.1	4,984	Clatsop	0	50	Clatsop	22.5%
Columbia	23	16.7	Columbia	219.6	8,338	Columbia	0	95	Columbia	12.6%
Coos	30	20.4	Coos	225.9	11,182	Coos	0	153	Coos	12.4%
Crook	11	7.7	Crook	230.4	6,317	Crook	0	80	Crook	20.0%
Curry	12	7.0	Curry	213.0	3,491	Curry	0	54	Curry	19.4%
Deschutes	125	90.3	Deschutes	320.8	49,857	Deschutes	0	288	Deschutes	20.4%
Douglas	33	24.6	Douglas	152.8	20,559	Douglas	0	402	Douglas	4.4%
Gilliam	0	0.0	Gilliam	0.0	286	Gilliam	0	6	Gilliam	0.0%
Grant	12	2.6	Grant	246.1	1,739	Grant	0	22	Grant	10.0%
Harney	0	1.7	Harney	164.8	1,648	Harney	0	40	Harney	12.5%
Hood River	12	7.7	Hood River	210.6	3,841	Hood River	0	44	Hood River	23.4%
Jackson	57	56.3	Jackson	176.5	44,607	Jackson	0	544	Jackson	6.5%
Jefferson	3	5.6	Jefferson	161.8	7,461	Jefferson	0	95	Jefferson	13.0%
Josephine	18	15.4	Josephine	124.8	16,946	Josephine	1	341	Josephine	5.5%
Klamath	14	10.1	Klamath	104.3	14,457	Klamath	0	222	Klamath	6.0%
Lake	2	0.9	Lake	74.3	1,446	Lake	0	29	Lake	10.0%
Lane	176	139.1	Lane	255.4	62,689	Lane	2	550	Lane	10.7%
Lincoln	17	13.6	Lincoln	196.7	7,506	Lincoln	0	87	Lincoln	6.3%
Linn	41	35.3	Linn	194.0	27,915	Linn	0	273	Linn	8.5%
Malheur	6	3.1	Malheur	68.5	8,297	Malheur	0	108	Malheur	5.3%
Marion	132	103.7	Marion	208.0	72,696	Marion	0	725	Marion	12.0%
Morrow	1	0.7	Morrow	39.0	2,992	Morrow	0	34	Morrow	0.0%
Multnomah	419	354.0	Multnomah	298.7	131,619	Multnomah	0	1,219	Multnomah	11.2%
Polk	37	28.6	Polk	238.6	16,364	Polk	1	135	Polk	16.1%
Sherman	0	0.3	Sherman	111.4	325	Sherman	0	6	Sherman	0.0%
Tillamook	3	6.4	Tillamook	169.6	3,978	Tillamook	0	64	Tillamook	23.1%
Umatilla	16	11.3	Umatilla	96.9	22,723	Umatilla	0	226	Umatilla	10.8%
Union	7	3.9	Union	100.6	5,139	Union	0	82	Union	5.2%
Wallowa	2	0.7	Unknown		1	Wallowa	0	16	Wallowa	7.7%
Wasco	15	11.4	Wallowa	69.8	1,283	Wasco	0	63	Wasco	14.8%
Washington	316	262.0	Wasco	293.1	5,424	Washington	1	604	Washington	12.3%
Wheeler	0	0.0	Washington	295.8	96,472	Wheeler	0	3	Wheeler	0.0%
Yamhill	33	25.7	Wheeler	0.0	246	Yamhill	0	223	Yamhill	11.3%
			Yamhill	165.7	18,843					

Data are provisional and subject to change.

Oregon's COVID-19 disease surveillance system (Opera). Total cases include both presumptive and confirmed cases. Presumptive cases are people without a positive diagnostic test who have COVID-19-like symptoms and had close contact with a laboratory confirmed case.

Testing data are from electronic laboratory reports (ELR) and the Oregon COVID-19 Reporting Portal (OCRPR). Tests are counted by the date received by public health. Counts reflect individual tests and not individual persons tested. Non-antibody and non-info only COVID results are deduplicated based on medical record number (MRN), accession number, facility and result daily.