



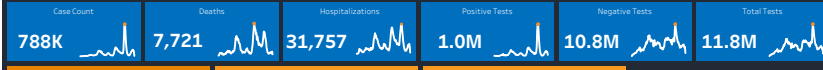
The Oregon Health Authority (OHA) is part of the statewide response working to address and reduce the effects of COVID-19 on the lives of Oregonians. Data presented here are from the OHA Public Health Division.

[View All COVID-19 Data Dashboards](#)

[OHA COVID-19 Website](#)

[Summary Table](#)

[Contact Us](#)



Case Demographics Disease Severity Severity Trends Data current as of 12:01am 6/15/2022

Oregon's COVID-19 Case Rates by Demographic Group

This dashboard shows the case rates per 100,000 people and the total number of reported COVID-19 cases in Oregon broken out by sex, age group, race, and ethnicity. Use the toggle below to see how many COVID-19 cases in each demographic group were ever hospitalized for their illness and how many have died from their illness. Hover over a bar to see the exact number of cases in each category and the percentage of total cases that fall in that category.

	Hospitalized	Not Hospitalized	Unknown	Grand Total	Cases per 100,000
SEX					
Female	15,079	138,378	248,185	401,642	18,569
Male	16,407	121,310	219,781	357,498	16,982
Non-binary	87	60	147		
Refused/Unknown	222	6,011	18,771	25,004	
AGE					
9 and younger	484	22,052	42,031	64,567	13,770
10 to 19	576	35,679	63,928	100,183	19,853
20 to 29	1,993	47,897	96,334	146,224	26
30 to 39	2,603	45,188	88,917	136,708	23,063
40 to 49	3,202	38,731	71,438	113,371	21,012
50 to 59	4,632	31,353	55,535	91,520	17,144
60 to 69	6,341	22,727	37,130	66,198	12,087
70 to 79	6,285	13,482	20,049	39,816	11,316
80+	5,580	8,115	10,150	23,845	13,386
Null	12	562	1,285	1,859	
RACE					
Ai/AN	624	4,830	5,950	11,404	22,960
Asian	756	5,593	15,238	21,587	11,567
Black	999	5,361	10,745	17,105	21,036
Multiracial	383	4,823	6,128	11,334	5,529
Pacific Is.	236	1,766	726	2,728	15,877
White	21,197	146,064	232,395	399,656	11,109
Other	3,690	41,973	45,506	91,169	
Refused/Unknown	3,823	55,376	170,109	229,308	
ETHNICITY					
Hispanic	3,728	50,266	46,771	100,765	18,161
Not Hispanic	20,378	150,262	218,444	389,084	10,478
Refused/Unknown	7,602	65,258	221,582	294,442	

[More on Open, OHA's hospitalization data source](#)

COVID-19 Quick Facts: Hospitalization

Below, you can see the percent of COVID-19 cases who have ever been hospitalized for their illness broken out by sex, age group, race, and ethnicity.

SEX	Percentage
Female	3.75%
Male	4.59%
Refused/Unknown	0.89%
AGE	
9 and younger	0.75%
10 to 19	0.57%
20 to 29	1.36%
30 to 39	1.90%
40 to 49	2.82%
50 to 59	5.06%
60 to 69	9.58%
70 to 79	15.79%
80+	23.40%
Null	0.65%
RACE	
Ai/AN	5.47%
Asian	3.50%
Black	5.84%
Multiracial	3.38%
Pacific Is.	8.65%
White	5.30%
Other	4.05%
Refused/Unknown	1.67%
ETHNICITY	
Hispanic	3.70%
Not Hispanic	5.24%
Refused/Unknown	2.58%

This dashboard reports data of complete weeks, and is updated weekly on Thursdays.

*AI/AN = American Indian or Alaska Native; Pacific Is. = Native Hawaiian or Other Pacific Islander.

During the course of the case investigation, people are asked to self-report their race, ethnicity, tribal affiliation, country of origin, or ancestry. Many people who consider themselves Hispanic or Latinx, which is an ethnicity, will use one of these or an equivalent term to describe their race, which then gets categorized as "Other" race. Currently, 80.5% of case-patients shown as "Other" race above reported that they are Hispanic or Latinx.

Rates shown on this dashboard are calculated using population estimates from the 2020 Annual Population Report from Portland State University's College of Urban & Public Affairs Population Research Center and 2019 housing and demographic data from the U.S. Census Bureau's American Community Survey (ACS).

Oregon Health Authority The Oregon Health Authority (OHA) is part of the statewide response working to address and reduce the effects of COVID-19 on the lives of Oregonians. Data presented here are from the OHA Public Health Division.

[View All COVID-19 Data Dashboards](#) [OHA COVID-19 Website](#)

788K Case Count **7,721** Deaths **31,757** Hospitalizations **1.0M** Positive Tests **10.8M** Negative Tests **11.8M** Total Tests

Case Demographics **Disease Severity** **Severity Trends**

Data current as of 12:01am 6/15/2022

[Summary Table](#)
[Contact Us](#)

Oregon's COVID-19 Case Rates by Demographic Group

This dashboard shows the case rates per 100,000 people and the total number of reported COVID-19 cases in Oregon broken out by sex, age group, race, and ethnicity. Use the toggle below to see how many COVID-19 cases in each demographic group were ever hospitalized for their illness and how many have died from their illness. Hover over a bar to see the exact number of cases in each category and the percentage of total cases that fall in that category.

	Hospitalizations	Deaths	Grand Total	Cases per 100,000
SEX				
Female	3,400	398,242	401,642	18,569
Male	4,262	353,236	357,498	16,982
Non-binary	147	147	147	
Refused/Unknown	59	24,945	25,004	
AGE				
9 and younger	6	64,561	64,567	13,770
10 to 19	4	100,179	100,183	19,853
20 to 29	39	146,185	146,224	21,021
30 to 39	125	136,583	136,708	21,012
40 to 49	312	113,059	113,371	17,144
50 to 59	717	90,803	91,520	12,087
60 to 69	1,417	64,781	66,198	11,316
70 to 79	1,912	37,904	39,816	13,386
80+	3,189	20,656	23,845	
Null	1,859	1,859	1,859	
RACE				
A/AN	127	11,277	11,404	22,961
Asian	133	21,454	21,587	11,567
Black	130	16,975	17,105	21,036
Multiracial	79	11,255	11,334	5,529
Pacific Is.	32	2,696	2,728	15,877
White	5,106	394,550	399,656	11,109
Other	505	90,664	91,169	
Refused/Unknown	1,609	227,699	229,308	
ETHNICITY				
Hispanic	426	100,339	100,765	18,161
Not Hispanic	4,729	384,355	389,084	10,478
Refused/Unknown	2,566	291,876	294,442	

More on Open, OHA's hospitalization data source

COVID-19 Quick Facts: Deaths

Below, you can see the percent of COVID-19 cases who have died broken out by sex, age group, race, and ethnicity.

Category	Percentage
SEX	
Female	0.85%
Male	1.19%
Refused/Unknown	0.24%
AGE	
9 and younger	0.01%
10 to 19	0.00%
20 to 29	0.03%
30 to 39	0.09%
40 to 49	0.28%
50 to 59	0.78%
60 to 69	2.14%
70 to 79	4.80%
80+	13.37%
RACE	
A/AN	1.11%
Asian	0.62%
Black	0.76%
Multiracial	0.70%
Pacific Is.	1.17%
White	1.28%
Other	0.55%
Refused/Unknown	0.70%
ETHNICITY	
Hispanic	0.42%
Not Hispanic	1.22%
Refused/Unknown	0.87%

This dashboard reports data of complete weeks, and is updated weekly on Thursdays.

*A/AN = American Indian or Alaska Native; Pacific Is. = Native Hawaiian or Other Pacific Islander.

During the course of the case investigation, people are asked to self-report their race, ethnicity, tribal affiliation, country of origin, or ancestry. Many people who consider themselves Hispanic or Latino, which is an ethnicity, will use one of these or an equivalent term to describe their race, which then gets categorized as "Other" race. Currently, 80.5% of case-patients shown as "Other" race above reported that they are Hispanic or Latino.

Rates shown on this dashboard are calculated using population estimates from the 2020 Annual Population Report from Portland State University's College of Urban & Public Affairs Population Research Center and 2019 housing and demographic data from the U.S. Census Bureau's American Community Survey (ACS).

Oregon Health Authority The Oregon Health Authority (OHA) is part of the statewide response working to address and reduce the effects of COVID-19 on the lives of Oregonians. Data presented here are from the OHA COVID Response and Recovery Unit (CRRU).

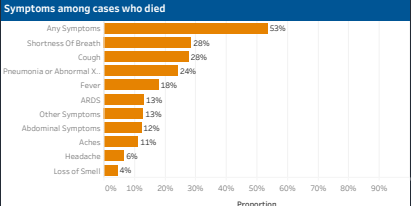
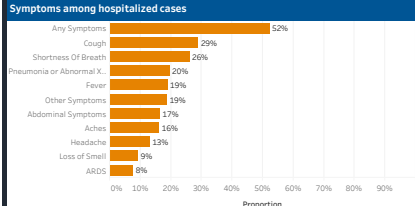
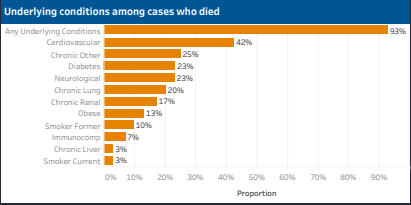
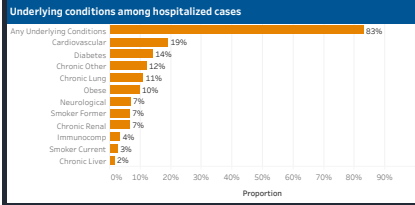
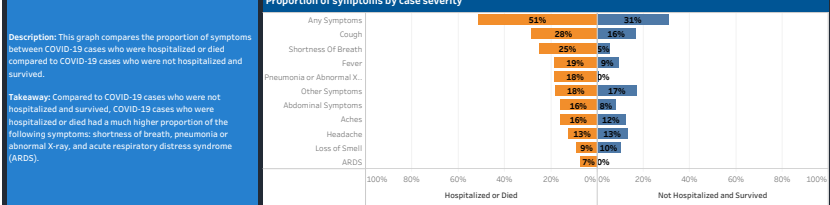
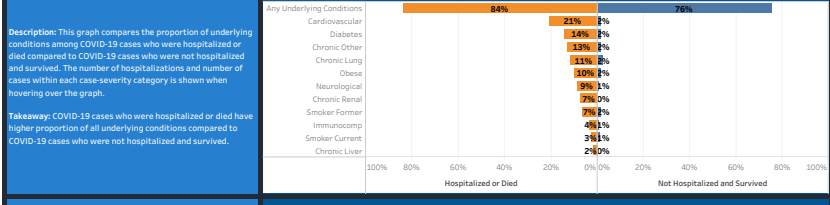
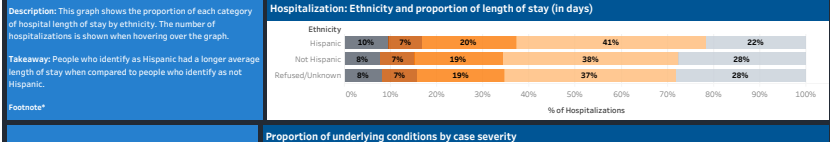
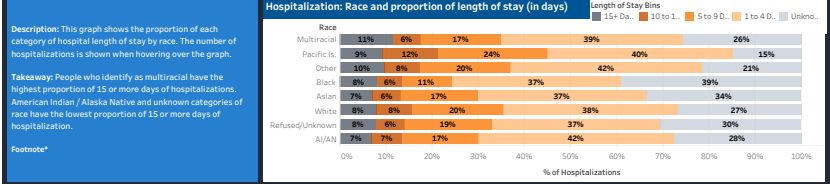
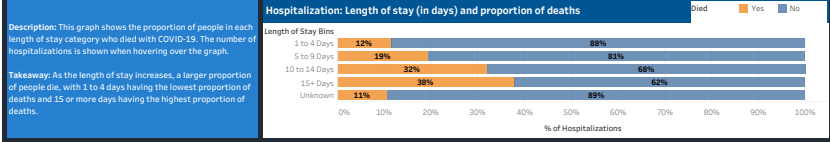
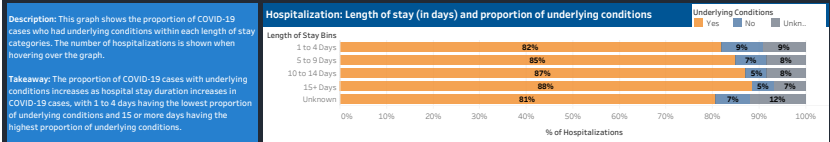
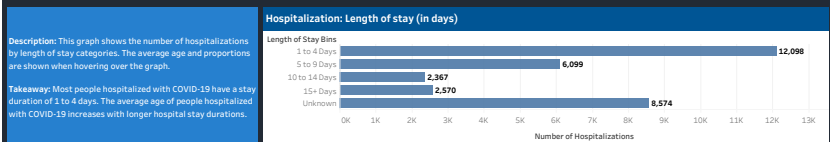
View All COVID-19 Data Dashboards OHA COVID-19 Website

Case Count	Deaths	Hospitalizations	Positive Tests	Negative Tests	Total Tests
788K	7,721	31,757	1.0M	10.8M	11.8M

Case Demographics Disease Severity Severity Trends

Data current as of 12:01am 6/15/2022

In this dashboard, we take a closer look at the disease severity of people diagnosed with COVID-19. Below are visualizations that examine the various factors of COVID-19 related hospitalizations and deaths.



This dashboard reports data of complete weeks, and is updated weekly on Thursdays.

*Many people who consider themselves Hispanic or Latinx, which is an ethnicity, will use one of these or an equivalent term to describe their race, which then gets categorized as "Other" race. Currently, 80% of case-patients shown as "Other" race reported that they are Hispanic or Latinx.

Oregon Health Authority The Oregon Health Authority (OHA) is part of the statewide response working to address and reduce the effects of COVID-19 on the lives of Oregonians. Data presented here are from the OHA COVID Response and Recovery Unit (CRRU).

View All COVID-19 Data Dashboards OHA COVID-19 Website

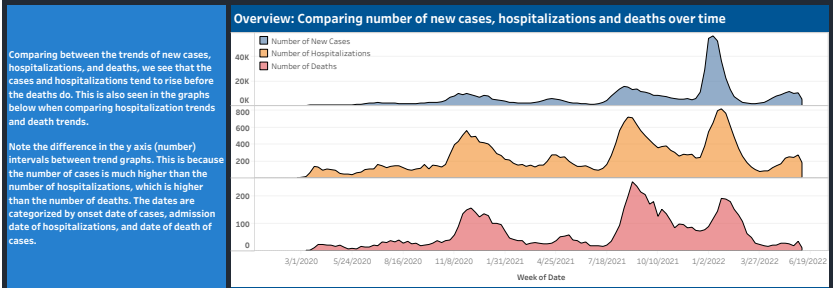
Summary Table Contact Us

Case Count: 788K Deaths: 7,721 Hospitalizations: 31,757 Positive Tests: 1.0M Negative Tests: 10.8M Total Tests: 11.8M

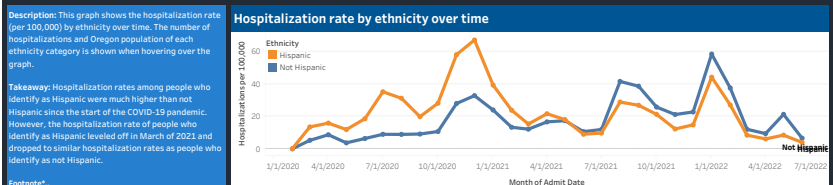
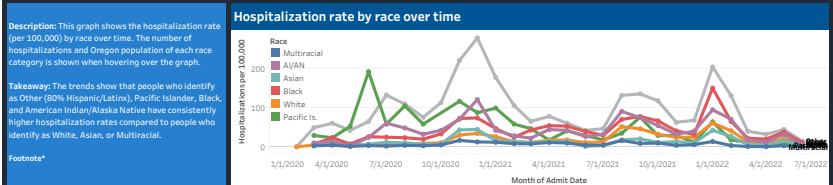
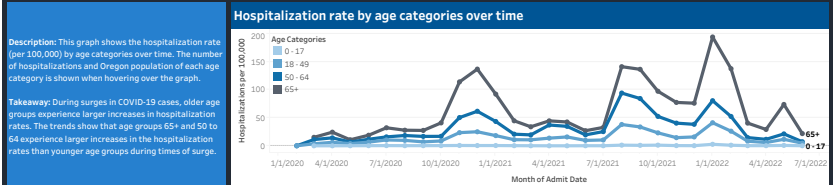
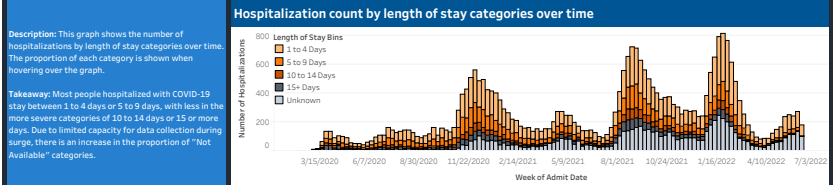
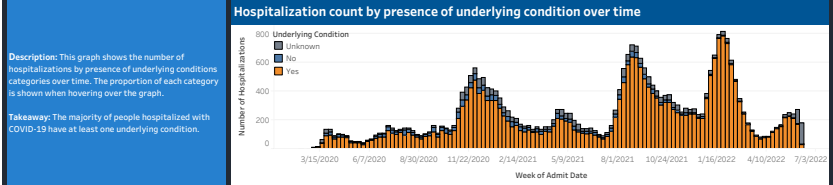
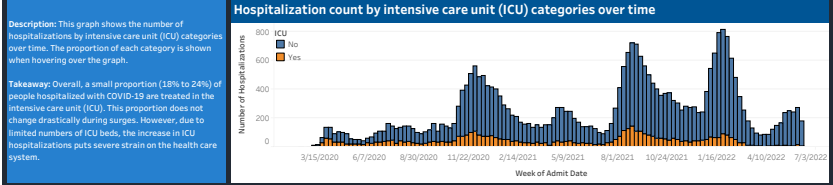
Case Demographics Disease Severity Severity Trends

Data current as of 12:01am 6/15/2022

In this dashboard, we take a look at the trends of hospitalizations and deaths by various factors. Some trends have been converted from counts to rate (per 100,000) for a more accurate comparison of demographics groups that have different population sizes.



Hospitalization Trends Data **Death Trends Data**



This dashboard reports data of complete weeks, and is updated weekly on Thursdays.

*Many people who consider themselves Hispanic or Latinx, which is an ethnicity, will use one of these or an equivalent term to describe their race, which then gets categorized as "Other" race. Currently, 80% of case-patients shown as "Other" race reported that they are Hispanic or Latinx.

During times of COVID-19 surge, hospitalization data ascertainment is delayed and slowed, which is why the total number of hospitalized people is lower than expected. There are likely more hospitalizations for each racial and ethnic group than displayed. However, these data are backfilled at regular intervals and will more accurately reflect the hospitalization data in the future.

The proportion of unknown racial and ethnic identity has risen over time, which decreases the accuracy of data. Because there is no population count for racial category "Unknown," rate cannot be calculated. The hospitalization count is shown in the Summary Table.

Oregon Health Authority The Oregon Health Authority (OHA) is part of the statewide response working to address and reduce the effects of COVID-19 on the lives of Oregonians. Data presented here are from the OHA COVID Response and Recovery Unit (CRRU).

View All COVID-19 Data Dashboards OHA COVID-19 Website

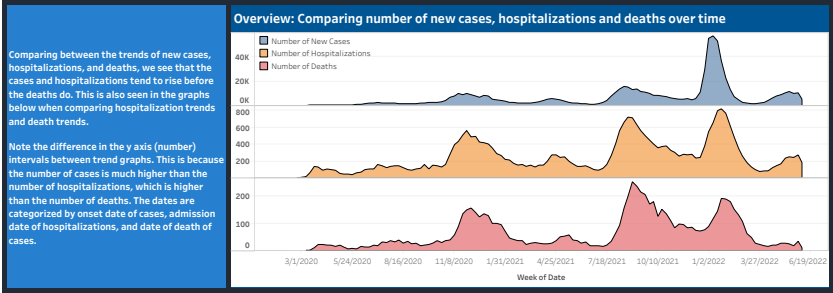
Summary Table Contact Us

Case Count: 788K Deaths: 7,721 Hospitalizations: 31,757 Positive Tests: 1.0M Negative Tests: 10.8M Total Tests: 11.8M

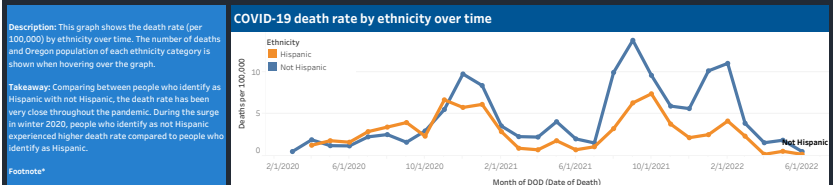
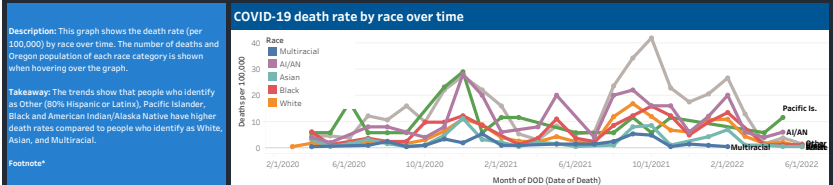
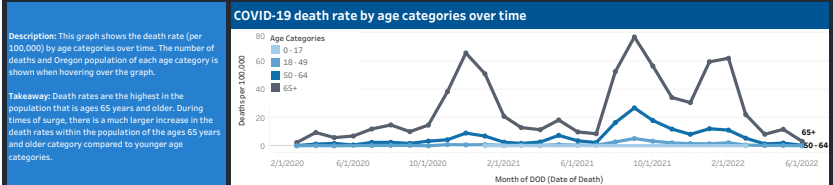
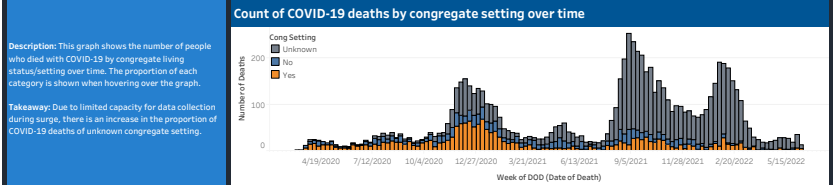
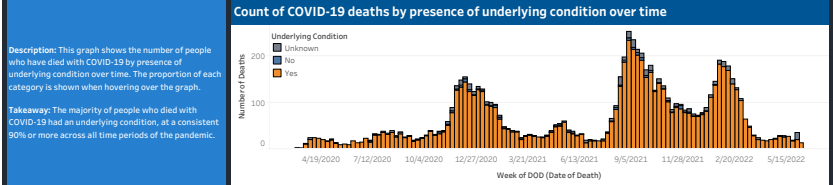
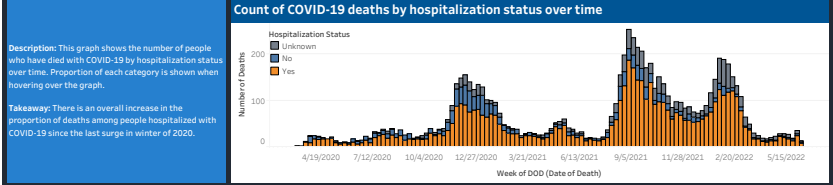
Case Demographics Disease Severity Severity Trends

Data current as of 12:01am 6/15/2022

In this dashboard, we take a look at the trends of hospitalizations and deaths by various factors. Some trends have been converted from counts to rate (per 100,000) for a more accurate comparison of demographics groups that have different population sizes.



Hospitalization Trends Data Death Trends Data



This dashboard reports data of complete weeks, and is updated weekly on Thursdays.

*Many people who consider themselves Hispanic or Latinx, which is an ethnicity, will use one of these or an equivalent term to describe their race, which then gets categorized as "Other" race. Currently, 80% of case-patients shown as "Other" race reported that they are Hispanic or Latinx.

The proportion of unknown racial and ethnic identity has risen over time, which decreases the accuracy of data. Because there is no population count for racial category "Unknown," rate cannot be calculated. The death count is shown in the Summary Table.

T1. SEX

Sex Categories	Hospitalized	Not Hospitalized	Unknown
Female	15,079	138,378	248,185
Male	16,407	121,310	219,781
Non-binary		87	60
Refused/Unknown	222	6,011	18,771

T10. Population by Age

Age Categories	
9 and younger	468,899
10 to 19	504,630
20 to 29	550,693
30 to 39	592,770
40 to 49	539,557
50 to 59	533,824
60 to 69	547,694
70 to 79	351,853
80+	178,134

T11. Population by Race

Race	
AI/AN	49,669
Asian	186,625
Black	81,313
Multiracial	204,992
Pacific Is.	17,182
White	3,597,450

T12. Population by Ethnicity

Ethnicity	
Hispanic	554,847
Not Hispanic	3,713,208

T2. AGE

Age Categories	Hospitalized	Not Hospitalized	Unknown
9 and younger	484	22,052	42,031
10 to 19	576	35,679	63,928
20 to 29	1,993	47,897	96,334
30 to 39	2,603	45,188	88,917
40 to 49	3,202	38,731	71,438
50 to 59	4,632	31,353	55,535
60 to 69	6,341	22,727	37,130
70 to 79	6,285	13,482	20,049
80+	5,580	8,115	10,150
Null	12	562	1,285

T3. RACE

Race	Hospitalized	Not Hospitalized	Unknown
AI/AN	624	4,830	5,950
Asian	756	5,593	15,238
Black	999	5,361	10,745
Multiracial	383	4,823	6,128
Pacific Is.	236	1,766	726
White	21,197	146,064	232,395
Other	3,690	41,973	45,506
Refused/Unknown	3,823	55,376	170,109

T4. ETHNICITY

Ethnicity	Hospitalized	Not Hospitalized	Unknown
Hispanic	3,728	50,266	46,771
Not Hispanic	20,378	150,262	218,444
Refused/Unknown	7,602	65,258	221,582

T5. SEX

Sex Categories	Alive	Deceased
Female	398,242	3,400
Male	353,236	4,262
Non-binary	147	
Refused/Unknown	24,945	59

T6. AGE

Age Categories	Alive	Deceased
9 and younger	64,561	6
10 to 19	100,179	4
20 to 29	146,185	39
30 to 39	136,583	125
40 to 49	113,059	312
50 to 59	90,803	717
60 to 69	64,781	1,417
70 to 79	37,904	1,912
80+	20,656	3,189
Null	1,859	

T7. RACE

Race	Alive	Deceased
AI/AN	11,277	127
Asian	21,454	133
Black	16,975	130
Multiracial	11,255	79
Pacific Is.	2,696	32
White	394,550	5,106
Other	90,664	505
Refused/Unknown	227,699	1,609

T8. ETHNICITY

Ethnicity	Alive	Deceased
Hispanic	100,339	426
Not Hispanic	384,355	4,729
Refused/Unknown	291,876	2,566

T9. Population by Sex

Sex Categories	
Female	2,162,928
Male	2,105,127
Non-binary	

T1. Hospitalization Length of Stay

Length of Stay Bins	Number of Hospitalizations	Avg. Age
1 to 4 Days	12,098	63
5 to 9 Days	6,099	67
10 to 14 Days	2,367	68
15+ Days	2,570	66
Unknown	8,574	65

**T10.
Popu-
lation
of
Cases:
Died**

7,721

T10.1

Died: Symptoms and Underlying Conditions

Symptoms/Underlying Conditions	
Abdominal Symptoms No	1,122
Abdominal Symptoms Unknown	6,374
Abdominal Symptoms Yes	936
Aches No	701
Aches Unknown	6,158
Aches Yes	862
Any Symptoms No	496
Any Symptoms Unknown	3,111
Any Symptoms Yes	4,114
Ards No	1,004
Ards Unknown	5,718
Ards Yes	999
Cough No	533
Cough Unknown	5,054
Cough Yes	2,134
Fever No	839
Fever Unknown	5,504
Fever Yes	1,378
Headache No	870
Headache Unknown	6,351
Headache Yes	500
Loss of Smell No	1,070
Loss of Smell Unknown	6,312
Loss of Smell Yes	339
Other Symptoms No	1,214
Other Symptoms Unknown	6,005
Other Symptoms Yes	990
Pneumonia or Abnormal X-Ray No	1,084
Pneumonia or Abnormal X-Ray Unknown	4,911
Pneumonia or Abnormal X-Ray Yes	1,850
Shortness of Breath No	715
Shortness of Breath Unknown	4,809
Shortness Of Breath Yes	2,197
UC Cardiovascular No	1,770
UC Cardiovascular Unknown	2,676
UC Cardiovascular Yes	3,275
UC Chronic Liver No	4,477
UC Chronic Liver Unknown	3,015
UC Chronic Liver Yes	229
UC Chronic Lung No	3,326
UC Chronic Lung Unknown	2,847
UC Chronic Lung Yes	1,548

T10.1

Died: Symptoms and Underlying Conditions

Symptoms/Underlying Conditions	
UC Chronic Other No	2,772
UC Chronic Other Unknown	3,033
UC Chronic Other Yes	1,916
UC Chronic Renal No	3,449
UC Chronic Renal Unknown	2,952
UC Chronic Renal Yes	1,320
UC Diabetes No	3,041
UC Diabetes Unknown	2,882
UC Diabetes Yes	1,798
UC Immunocomp No	4,230
UC Immunocomp Unknown	2,965
UC Immunocomp Yes	526
UC Neurological No	2,906
UC Neurological Unknown	3,033
UC Neurological Yes	1,782
UC Obese No	3,781
UC Obese Unknown	2,945
UC Obese Yes	995
UC Smoker Current No	4,479
UC Smoker Current Unknown	3,023
UC Smoker Current Yes	219
UC Smoker Former No	3,984
UC Smoker Former Unknown	2,996
UC Smoker Former Yes	741
UC Status No	150
UC Status Unknown	415
UC Status Yes	7,156

T2. Hospitalization Length of Stay by Underlying Conditions

Length of Stay ..	Underlying Cond		
	Yes	No	Unknown
1 to 4 Days	9,902	1,082	1,114
5 to 9 Days	5,183	407	509
10 to 14 Days	2,062	109	196
15+ Days	2,274	121	175
Unknown	6,913	637	1,024

T3. Hospitalization Length of Stay by Died

Length of Stay ..	Died	
	Yes	No
1 to 4 Days	1,407	10,691
5 to 9 Days	1,188	4,911
10 to 14 Days	757	1,610
15+ Days	972	1,598
Unknown	910	7,664

T4. Hospitalization Race by Length of Stay

Race	1 to 4 Days	5 to 9 Days	10 to 14 Days	15+ Days	Unkno..
Multiracial	151	67	23	44	98
Pacific Is.	95	56	28	22	35
Other	1,536	724	282	357	791
Black	367	107	55	80	390
Asian	276	126	47	53	254
White	8,012	4,192	1,649	1,675	5,669
AI/AN	264	104	41	43	172
Refused/Unknown	1,397	723	242	296	1,165

T5. Hospitalization Ethnicity by Length of Stay

Ethnicity	Length of Stay Bins				Unkno..
	1 to 4 Days	5 to 9 Days	10 to 14 Days	15+ Days	
Hispanic	1,531	762	272	355	808
Not Hispanic	7,747	3,885	1,525	1,596	5,625
Refused/Unknown	2,820	1,452	570	619	2,141

T6. Population of Cases: Hospitalized or Died vs Not

Hospitalized/Died	Not Hospitalized/Died
34,195	750,097

T7. Hospitalized or Died vs Not: Underlying Conditions

Symptoms/Underlying Conditions	Hospitalized/Died	Not Hospitalized/Died
UC Cardiovascular No	4,927	24,152
UC Cardiovascular Unknown	22,225	713,422
UC Cardiovascular Yes	7,043	12,523
UC Chronic Liver No	10,554	31,629
UC Chronic Liver Unknown	23,068	717,204
UC Chronic Liver Yes	573	1,264
UC Chronic Lung No	7,770	24,237
UC Chronic Lung Unknown	22,503	707,955
UC Chronic Lung Yes	3,922	17,905
UC Chronic Other No	6,656	19,870
UC Chronic Other Unknown	23,113	717,316
UC Chronic Other Yes	4,426	12,911
UC Chronic Renal No	8,765	30,843
UC Chronic Renal Unknown	22,960	717,091
UC Chronic Renal Yes	2,470	2,163
UC Diabetes No	6,897	25,258
UC Diabetes Unknown	22,365	713,066
UC Diabetes Yes	4,933	11,773
UC Immunocomp No	10,024	30,152
UC Immunocomp Unknown	22,912	715,803
UC Immunocomp Yes	1,259	4,142
UC Neurological No	8,123	28,028
UC Neurological Unknown	23,121	717,457
UC Neurological Yes	2,951	4,612
UC Obese No	8,221	25,325
UC Obese Unknown	22,687	713,472
UC Obese Yes	3,287	11,300
UC Smoker Current No	10,333	28,712
UC Smoker Current Unknown	22,983	712,636
UC Smoker Current Yes	879	8,749
UC Smoker Former No	9,068	25,279
UC Smoker Former Unknown	22,847	711,411
UC Smoker Former Yes	2,280	13,407
UC Status No	2,402	108,382
UC Status Unknown	3,166	74,050
UC Status Yes	28,627	567,665

T8. Hospitalized or Died vs Not: Symptoms

Symptoms/Underlying Conditions	Hospitalized/Died vs No	
	Hospitalized/Died	Not Hospitalized/Died
Abdominal Symptoms No	6,124	114,374
Abdominal Symptoms Unknown	26,571	619,003
Abdominal Symptoms Yes	5,405	59,478
Aches No	3,342	59,620
Aches Unknown	25,477	598,925
Aches Yes	5,376	91,552
Any Symptoms No	2,580	30,641
Any Symptoms Unknown	14,094	486,849
Any Symptoms Yes	17,521	232,607
Ards No	5,866	109,278
Ards Unknown	25,839	640,706
Ards Yes	2,490	113
Cough No	2,571	53,899
Cough Unknown	21,917	572,436
Cough Yes	9,707	123,762
Fever No	4,381	95,228
Fever Unknown	23,460	587,135
Fever Yes	6,354	67,734
Headache No	3,773	51,895
Headache Unknown	26,140	598,312
Headache Yes	4,282	99,890
Loss of Smell No	5,443	86,198
Loss of Smell Unknown	25,704	589,514
Loss of Smell Yes	3,048	74,385
Other Symptoms No	6,690	113,440
Other Symptoms Unknown	24,894	584,759
Other Symptoms Yes	6,209	128,971
Pneumonia or Abnormal X-Ray No	6,148	137,568
Pneumonia or Abnormal X-Ray Unk..	22,410	610,753
Pneumonia or Abnormal X-Ray Yes	6,297	3,186
Shortness of Breath No	4,026	116,447
Shortness of Breath Unknown	21,594	592,902
Shortness Of Breath Yes	8,575	40,748

**T9.
Popu-
lation
of
Cases:
Hospi-
talized**

31,708

T9.1

Hospitalized: Symptoms and Underlying Conditions

Symptoms/Underlying Conditions	
Abdominal Symptoms No	5,785
Abdominal Symptoms Unknown	24,452
Abdominal Symptoms Yes	5,253
Aches No	3,103
Aches Unknown	23,411
Aches Yes	5,194
Any Symptoms No	2,302
Any Symptoms Unknown	12,803
Any Symptoms Yes	16,603
Ards No	5,514
Ards Unknown	23,719
Ards Yes	2,475
Cough No	2,371
Cough Unknown	20,117
Cough Yes	9,220
Fever No	4,102
Fever Unknown	21,577
Fever Yes	6,029
Headache No	3,489
Headache Unknown	24,036
Headache Yes	4,183
Loss of Smell No	5,096
Loss of Smell Unknown	23,638
Loss of Smell Yes	2,974
Other Symptoms No	6,329
Other Symptoms Unknown	22,883
Other Symptoms Yes	5,962
Pneumonia or Abnormal X-Ray No	5,711
Pneumonia or Abnormal X-Ray Un..	20,407
Pneumonia or Abnormal X-Ray Yes	6,237
Shortness of Breath No	3,721
Shortness of Breath Unknown	19,704
Shortness Of Breath Yes	8,283
UC Cardiovascular No	4,288
UC Cardiovascular Unknown	21,336
UC Cardiovascular Yes	6,084
UC Chronic Liver No	9,120
UC Chronic Liver Unknown	22,063
UC Chronic Liver Yes	525
UC Chronic Lung No	6,653
UC Chronic Lung Unknown	21,549
UC Chronic Lung Yes	3,506

T9.1

Hospitalized: Symptoms and Underlying Conditions

Symptoms/Underlying Conditions	
UC Chronic Other No	5,728
UC Chronic Other Unknown	22,103
UC Chronic Other Yes	3,877
UC Chronic Renal No	7,620
UC Chronic Renal Unknown	21,972
UC Chronic Renal Yes	2,116
UC Diabetes No	5,831
UC Diabetes Unknown	21,398
UC Diabetes Yes	4,479
UC Immunocomp No	8,644
UC Immunocomp Unknown	21,926
UC Immunocomp Yes	1,138
UC Neurological No	7,422
UC Neurological Unknown	22,111
UC Neurological Yes	2,175
UC Obese No	6,911
UC Obese Unknown	21,701
UC Obese Yes	3,096
UC Smoker Current No	8,892
UC Smoker Current Unknown	21,976
UC Smoker Current Yes	840
UC Smoker Former No	7,748
UC Smoker Former Unknown	21,842
UC Smoker Former Yes	2,118
UC Status No	2,356
UC Status Unknown	3,018
UC Status Yes	26,334

T5. Age Categories

Week of Admit Date	Age Categories				
	Null	0 - 17	18 - 49	50 - 64	65+
Null	95	7	530	325	662
February 9, 2020			1		
February 23, 2020			1	1	
March 1, 2020				1	6
March 8, 2020			3	4	8
March 15, 2020			17	16	31
March 22, 2020		1	32	47	53
March 29, 2020	2		27	44	59
April 5, 2020		1	21	28	38
April 12, 2020	2		34	25	42
April 19, 2020	2		24	24	49
April 26, 2020			30	21	40
May 3, 2020	1		12	19	23
May 10, 2020		1	13	10	24
May 17, 2020		1	19	12	17
May 24, 2020			18	8	12
May 31, 2020	2		21	14	20
June 7, 2020	1		21	21	24
June 14, 2020		1	26	21	47
June 21, 2020	3	2	33	22	45
June 28, 2020	1		39	30	37
July 5, 2020	2	1	59	28	71
July 12, 2020	2	2	36	42	58
July 19, 2020	1	1	40	26	55
July 26, 2020	3		39	28	64
August 2, 2020	2		50	45	45
August 9, 2020	4	1	45	29	65
August 16, 2020	3	2	32	33	54
August 23, 2020	1		27	32	38
August 30, 2020		1	30	19	40
September 6, 2020	2		30	28	42
September 13, 2020	3	1	21	34	57
September 20, 2020	2		45	44	70
September 27, 2020		2	24	23	56
October 4, 2020	4	2	32	33	83
October 11, 2020	2		40	39	61
October 18, 2020	4		38	18	71
October 25, 2020	1	1	36	39	85
November 1, 2020	5		75	72	126
November 8, 2020	6	2	103	85	193
November 15, 2020	4	1	105	98	220
November 22, 2020	4	3	107	116	275
November 29, 2020	6	2	116	122	316
December 6, 2020	8	3	107	120	246

T5. Age Categories

Week of Admit Date	Age Categories				
	Null	0 - 17	18 - 49	50 - 64	65+
December 13, 2020	5		98	127	263
December 20, 2020	5		92	99	224
December 27, 2020	7		98	95	212
January 3, 2021	5		102	99	195
January 10, 2021	5	4	72	89	183
January 17, 2021	7	1	59	69	153
January 24, 2021	8		53	61	139
January 31, 2021	8	2	56	45	107
February 7, 2021	6		60	47	95
February 14, 2021	8	1	36	37	88
February 21, 2021	4		43	37	70
February 28, 2021	2	1	43	39	76
March 7, 2021	2	1	42	35	54
March 14, 2021	2		48	33	69
March 21, 2021	5		39	34	54
March 28, 2021	6		42	45	57
April 4, 2021	4		48	51	49
April 11, 2021	3		53	66	78
April 18, 2021	6	1	63	85	118
April 25, 2021	5		82	84	101
May 2, 2021	7		78	72	86
May 9, 2021	4		79	74	89
May 16, 2021	5	1	54	58	76
May 23, 2021	5		45	54	64
May 30, 2021	3		38	49	49
June 6, 2021	1		41	43	52
June 13, 2021	1		45	34	62
June 20, 2021	5	2	40	34	43
June 27, 2021	2		35	24	38
July 4, 2021	2		26	29	32
July 11, 2021	1	1	35	28	47
July 18, 2021	3	1	43	52	61
July 25, 2021	3		70	85	109
August 1, 2021	9	2	107	112	177
August 8, 2021	9	2	156	161	227
August 15, 2021	11	2	168	180	293
August 22, 2021	11	3	165	224	317
August 29, 2021	8	2	185	193	323
September 5, 2021	10	5	167	176	269
September 12, 2021	8	1	138	170	241
September 19, 2021	5		124	129	238
September 26, 2021	8	3	107	120	204
October 3, 2021	5	5	95	105	189
October 10, 2021	3	1	90	97	163

T5. Age Categories

Week of Admit Date	Age Categories				
	Null	0 - 17	18 - 49	50 - 64	65+
October 17, 2021	10	1	85	100	171
October 24, 2021	10	2	95	85	183
October 31, 2021	6	2	66	94	153
November 7, 2021	3	1	59	69	168
November 14, 2021	2		51	70	132
November 21, 2021	6	1	67	80	126
November 28, 2021	4	2	64	62	141
December 5, 2021	4		60	79	133
December 12, 2021	4		50	66	115
December 19, 2021	7	1	54	60	117
December 26, 2021	14	1	94	80	191
January 2, 2022	20	7	138	103	274
January 9, 2022	24	6	179	141	299
January 16, 2022	29	6	166	180	409
January 23, 2022	20	5	194	171	422
January 30, 2022	26	5	155	151	427
February 6, 2022	16	2	146	136	311
February 13, 2022	11	2	114	103	252
February 20, 2022	11	1	75	65	193
February 27, 2022	13	2	58	41	140
March 6, 2022	9	1	44	26	99
March 13, 2022	5		31	25	70
March 20, 2022	1		23	23	48
March 27, 2022	3		25	24	27
April 3, 2022	2		28	12	41
April 10, 2022	4	1	20	22	37
April 17, 2022	6	1	26	20	67
April 24, 2022	5	1	25	33	83
May 1, 2022	4	2	37	32	89
May 8, 2022	10	1	46	38	141
May 15, 2022	8	1	49	44	149
May 22, 2022	5	1	48	42	146
May 29, 2022	8	3	66	41	152
June 5, 2022	5	1	47	34	92

T1. New Cases vs Hospitalizations vs Deaths

Week of Date	Number of New Cases	Number of Deaths	Number of Hospitalizations
Null		3	1,619
January 26, 2020	1		
February 9, 2020	3		1
February 16, 2020	7		
February 23, 2020	26		2
March 1, 2020	83		7
March 8, 2020	222	2	15
March 15, 2020	434	2	64
March 22, 2020	456	11	133
March 29, 2020	437	23	132
April 5, 2020	341	23	88
April 12, 2020	356	22	103
April 19, 2020	380	20	99
April 26, 2020	413	16	91
May 3, 2020	421	21	55
May 10, 2020	354	13	48
May 17, 2020	300	8	49
May 24, 2020	407	10	38
May 31, 2020	797	8	57
June 7, 2020	1,262	16	67
June 14, 2020	1,374	13	95
June 21, 2020	1,839	14	105
June 28, 2020	2,040	22	107
July 5, 2020	2,484	18	161
July 12, 2020	2,241	32	140
July 19, 2020	2,145	31	123
July 26, 2020	2,117	37	134
August 2, 2020	1,933	33	142
August 9, 2020	1,763	39	144
August 16, 2020	1,645	27	124
August 23, 2020	1,416	36	98
August 30, 2020	1,395	25	90
September 6, 2020	1,430	28	102
September 13, 2020	1,829	18	116
September 20, 2020	1,976	21	161
September 27, 2020	2,383	23	105
October 4, 2020	2,437	29	154
October 11, 2020	2,375	38	142
October 18, 2020	3,074	31	131
October 25, 2020	4,308	37	162
November 1, 2020	6,652	39	278
November 8, 2020	7,894	58	389
November 15, 2020	9,750	88	428
November 22, 2020	8,946	135	505
November 29, 2020	9,682	148	562
December 6, 2020	8,663	155	484
December 13, 2020	8,027	140	493
December 20, 2020	6,811	123	420
December 27, 2020	8,537	134	412
January 3, 2021	8,038	128	401
January 10, 2021	5,461	101	353
January 17, 2021	4,642	99	289
January 24, 2021	4,037	95	261
January 31, 2021	3,434	72	218
February 7, 2021	2,747	47	208
February 14, 2021	2,647	43	170
February 21, 2021	2,209	38	154
February 28, 2021	1,892	37	161
March 7, 2021	1,985	23	134
March 14, 2021	2,149	28	152
March 21, 2021	2,533	31	132
March 28, 2021	3,224	28	150
April 4, 2021	4,159	25	152

T1. New Cases vs Hospitalizations vs Deaths

Week of Date	Number of New Cases	Number of Deaths	Number of Hospitalizations
April 11, 2021	5,042	25	200
April 18, 2021	5,732	29	273
April 25, 2021	5,299	38	272
May 2, 2021	4,474	51	243
May 9, 2021	3,741	54	246
May 16, 2021	2,828	59	194
May 23, 2021	2,165	40	168
May 30, 2021	1,848	37	139
June 6, 2021	1,628	29	137
June 13, 2021	1,560	32	142
June 20, 2021	1,227	18	124
June 27, 2021	1,242	19	99
July 4, 2021	1,587	18	89
July 11, 2021	2,593	16	112
July 18, 2021	4,247	21	160
July 25, 2021	7,641	36	267
August 1, 2021	10,874	65	407
August 8, 2021	13,549	92	555
August 15, 2021	15,714	155	654
August 22, 2021	14,977	198	720
August 29, 2021	12,835	252	711
September 5, 2021	13,567	235	627
September 12, 2021	11,386	214	558
September 19, 2021	11,052	205	496
September 26, 2021	9,777	170	442
October 3, 2021	8,411	179	399
October 10, 2021	8,126	125	354
October 17, 2021	7,980	151	367
October 24, 2021	7,120	135	375
October 31, 2021	6,296	109	321
November 7, 2021	5,834	84	300
November 14, 2021	5,120	97	255
November 21, 2021	5,105	95	280
November 28, 2021	5,749	83	273
December 5, 2021	4,858	86	276
December 12, 2021	5,605	75	235
December 19, 2021	10,973	72	239
December 26, 2021	29,202	77	380
January 2, 2022	54,485	88	542
January 9, 2022	56,495	116	649
January 16, 2022	52,660	145	790
January 23, 2022	36,190	190	812
January 30, 2022	22,319	188	764
February 6, 2022	13,235	178	611
February 13, 2022	7,106	151	482
February 20, 2022	4,469	131	345
February 27, 2022	2,749	108	254
March 6, 2022	1,975	63	179
March 13, 2022	1,478	48	131
March 20, 2022	1,579	29	95
March 27, 2022	1,963	23	79
April 3, 2022	2,792	18	83
April 10, 2022	4,405	16	84
April 17, 2022	6,289	20	120
April 24, 2022	7,946	22	147
May 1, 2022	9,005	28	164
May 8, 2022	10,422	28	236
May 15, 2022	11,527	26	251
May 22, 2022	9,727	18	242
May 29, 2022	10,172	34	270
June 5, 2022	5,317	12	179

T10. Congregate Setting

Week of DOD	Cong Setting		
	Yes	No	Unkno..
Null	1		2
March 8, 2020		2	
March 15, 2020		2	
March 22, 2020	6	5	
March 29, 2020	14	6	3
April 5, 2020	15	7	1
April 12, 2020	10	11	1
April 19, 2020	13	7	
April 26, 2020	12	4	
May 3, 2020	12	8	1
May 10, 2020	7	3	3
May 17, 2020	6	2	
May 24, 2020	5	3	2
May 31, 2020	4	3	1
June 7, 2020	12	3	1
June 14, 2020	9	2	2
June 21, 2020	11	2	1
June 28, 2020	13	6	3
July 5, 2020	10	6	2
July 12, 2020	14	12	6
July 19, 2020	11	13	7
July 26, 2020	18	13	6
August 2, 2020	16	9	8
August 9, 2020	21	11	7
August 16, 2020	18	8	1
August 23, 2020	18	14	4
August 30, 2020	14	7	4
September 6, 2020	20	5	3
September 13, 2020	11	4	3
September 20, 2020	9	7	5
September 27, 2020	16	6	1
October 4, 2020	20	6	3
October 11, 2020	22	12	4
October 18, 2020	8	11	12
October 25, 2020	17	15	5
November 1, 2020	18	14	7
November 8, 2020	22	14	22
November 15, 2020	29	20	39
November 22, 2020	53	29	53
November 29, 2020	58	18	72
December 6, 2020	60	14	81
December 13, 2020	63	24	53
December 20, 2020	51	25	47
December 27, 2020	56	22	56

T10. Congregate Setting

Week of DOD	Cong Setting		
	Yes	No	Unkno..
January 3, 2021	68	26	34
January 10, 2021	46	16	39
January 17, 2021	39	21	39
January 24, 2021	41	23	31
January 31, 2021	29	18	25
February 7, 2021	19	9	19
February 14, 2021	15	10	18
February 21, 2021	18	6	14
February 28, 2021	17	13	7
March 7, 2021	7	9	7
March 14, 2021	10	6	12
March 21, 2021	13	11	7
March 28, 2021	6	16	6
April 4, 2021	3	10	12
April 11, 2021	5	7	13
April 18, 2021	5	9	15
April 25, 2021	4	14	20
May 2, 2021	5	14	32
May 9, 2021	5	22	27
May 16, 2021	4	17	38
May 23, 2021	5	11	24
May 30, 2021	9	10	18
June 6, 2021	4	5	20
June 13, 2021	3	16	13
June 20, 2021	3	7	8
June 27, 2021	10	4	5
July 4, 2021	5	7	6
July 11, 2021		5	11
July 18, 2021	1	9	11
July 25, 2021	11	10	15
August 1, 2021	10	11	44
August 8, 2021	13	11	68
August 15, 2021	21	25	109
August 22, 2021	17	19	162
August 29, 2021	12	33	207
September 5, 2021	26	21	188
September 12, 2021	27	17	170
September 19, 2021	23	16	166
September 26, 2021	29	13	128
October 3, 2021	19	16	144
October 10, 2021	18	7	100
October 17, 2021	25	15	111
October 24, 2021	22	13	100
October 31, 2021	14	11	84

T10. Congregate Setting

Week of DOD	Cong Setting		
	Yes	No	Unkno..
November 7, 2021	8	11	65
November 14, 2021	6	18	73
November 21, 2021	13	13	69
November 28, 2021	4	10	69
December 5, 2021	14	11	61
December 12, 2021	10	14	51
December 19, 2021	3	11	58
December 26, 2021	10	5	62
January 2, 2022	2	5	81
January 9, 2022	8	6	102
January 16, 2022	15	5	125
January 23, 2022	9		181
January 30, 2022	28	8	152
February 6, 2022	14	3	161
February 13, 2022	11	4	136
February 20, 2022	12	2	117
February 27, 2022	17	4	87
March 6, 2022	7		56
March 13, 2022	3	3	42
March 20, 2022	8	1	20
March 27, 2022	1	1	21
April 3, 2022	2	3	13
April 10, 2022	1	2	13
April 17, 2022	1	2	17
April 24, 2022	1		21
May 1, 2022	5		23
May 8, 2022	3		25
May 15, 2022	1	2	23
May 22, 2022	2	3	13
May 29, 2022	5		29
June 5, 2022	4		8

T11. Age Categories

Day of DOD	Age Categories				
	Null	0 - 17	18 - 49	50 - 64	65+
Null				3	
March 14, 2020				1	1
March 17, 2020					1
March 20, 2020					1
March 22, 2020					3
March 23, 2020				1	1
March 24, 2020					2
March 25, 2020					2
March 27, 2020					1
March 28, 2020					1
March 29, 2020					4
March 30, 2020			1		2
April 1, 2020				2	3
April 2, 2020				1	4
April 3, 2020				1	2
April 4, 2020					3
April 5, 2020					4
April 6, 2020					4
April 7, 2020					4
April 8, 2020			1		3
April 9, 2020					1
April 10, 2020					3
April 11, 2020					3
April 12, 2020					5
April 13, 2020					2
April 14, 2020				1	3
April 15, 2020					2
April 16, 2020				1	2
April 17, 2020			1		1
April 18, 2020			1	2	1
April 19, 2020					2
April 20, 2020					3
April 21, 2020					2
April 22, 2020					5
April 23, 2020				1	1
April 24, 2020				1	
April 25, 2020					5
April 26, 2020					3
April 27, 2020					2
April 29, 2020					1
April 30, 2020					2
May 1, 2020				1	2
May 2, 2020					5
May 3, 2020					2

T11. Age Categories

Day of DOD	Age Categories				
	Null	0 - 17	18 - 49	50 - 64	65+
May 4, 2020				1	2
May 5, 2020				1	3
May 6, 2020				2	2
May 7, 2020					1
May 8, 2020				1	3
May 9, 2020				1	2
May 10, 2020					3
May 11, 2020					2
May 12, 2020				1	2
May 13, 2020					2
May 15, 2020				1	
May 16, 2020					2
May 17, 2020					2
May 18, 2020					1
May 19, 2020					1
May 20, 2020				1	1
May 22, 2020					1
May 23, 2020					1
May 24, 2020					1
May 25, 2020					1
May 26, 2020					2
May 27, 2020					1
May 28, 2020					1
May 29, 2020				2	
May 30, 2020				2	
May 31, 2020			1		1
June 1, 2020					1
June 2, 2020					1
June 3, 2020				1	2
June 4, 2020				1	
June 7, 2020					1
June 8, 2020					3
June 10, 2020					5
June 11, 2020					4
June 12, 2020					1
June 13, 2020					2
June 14, 2020					3
June 15, 2020					3
June 16, 2020					2
June 18, 2020				1	1
June 19, 2020					1
June 20, 2020					2
June 21, 2020					2
June 22, 2020					2

T11. Age Categories

Day of DOD	Age Categories				
	Null	0 - 17	18 - 49	50 - 64	65+
June 23, 2020				1	2
June 24, 2020					2
June 25, 2020					3
June 26, 2020					1
June 27, 2020					1
June 28, 2020				1	3
June 29, 2020					4
June 30, 2020					4
July 1, 2020					2
July 2, 2020				1	3
July 3, 2020					2
July 4, 2020					2
July 5, 2020				1	2
July 6, 2020				1	1
July 7, 2020			1		3
July 8, 2020				2	1
July 9, 2020					2
July 10, 2020					1
July 11, 2020			1		2
July 12, 2020				1	2
July 13, 2020				1	2
July 14, 2020			1	1	2
July 15, 2020				2	3
July 16, 2020				1	4
July 17, 2020			1		5
July 18, 2020				3	3
July 19, 2020					4
July 20, 2020					3
July 21, 2020				1	5
July 22, 2020			1		3
July 23, 2020				1	6
July 24, 2020				1	2
July 25, 2020					4
July 26, 2020					5
July 27, 2020					6
July 28, 2020				1	9
July 29, 2020				2	2
July 30, 2020					3
July 31, 2020					2
August 1, 2020				1	6
August 2, 2020					4
August 3, 2020				1	2
August 4, 2020				1	4
August 5, 2020					6

T11. Age Categories

Day of DOD	Age Categories				
	Null	0 - 17	18 - 49	50 - 64	65+
August 6, 2020			1	1	3
August 7, 2020				1	4
August 8, 2020					5
August 9, 2020				2	6
August 10, 2020					3
August 11, 2020					6
August 12, 2020				1	2
August 13, 2020					3
August 14, 2020				1	3
August 15, 2020			1	2	9
August 16, 2020					4
August 17, 2020					2
August 18, 2020				1	3
August 19, 2020				1	3
August 20, 2020					1
August 21, 2020				1	6
August 22, 2020			1	2	2
August 23, 2020			1	2	5
August 24, 2020					2
August 25, 2020				1	4
August 26, 2020			1	1	4
August 27, 2020					3
August 28, 2020					6
August 29, 2020			1		5
August 30, 2020					1
August 31, 2020					2
September 1, 2020					3
September 2, 2020			1	1	3
September 3, 2020				2	3
September 4, 2020			1		3
September 5, 2020					5
September 6, 2020				1	4
September 7, 2020				1	2
September 8, 2020				1	4
September 9, 2020					2
September 10, 2020				1	3
September 11, 2020				2	4
September 12, 2020					3
September 13, 2020				1	2
September 14, 2020					2
September 15, 2020					3
September 16, 2020					1
September 17, 2020					3
September 18, 2020				1	4

T11. Age Categories

Day of DOD	Age Categories				65+
	Null	0 - 17	18 - 49	50 - 64	
September 19, 2020					1
September 20, 2020			1	2	3
September 21, 2020			1		
September 22, 2020					3
September 23, 2020					3
September 24, 2020					3
September 25, 2020			1		1
September 26, 2020					3
September 27, 2020					3
September 28, 2020				1	1
September 29, 2020					1
September 30, 2020			1		5
October 1, 2020				1	2
October 2, 2020				1	4
October 3, 2020					3
October 4, 2020				2	3
October 5, 2020					8
October 6, 2020				1	4
October 7, 2020					3
October 8, 2020					2
October 9, 2020					3
October 10, 2020					3
October 11, 2020					4
October 12, 2020					5
October 13, 2020				1	4
October 14, 2020				2	3
October 15, 2020					4
October 16, 2020				1	2
October 17, 2020				4	8
October 18, 2020				1	4
October 19, 2020				1	3
October 20, 2020					3
October 21, 2020				1	3
October 22, 2020				1	1
October 23, 2020					4
October 24, 2020				3	6
October 25, 2020				2	5
October 26, 2020					1
October 27, 2020					2
October 28, 2020					3
October 29, 2020				1	9
October 30, 2020			1	2	4
October 31, 2020				2	5
November 1, 2020			1		7

T11. Age Categories

Day of DOD	Age Categories				65+
	Null	0 - 17	18 - 49	50 - 64	
November 2, 2020				1	6
November 3, 2020					6
November 4, 2020				2	5
November 5, 2020					2
November 6, 2020			1	1	
November 7, 2020			1		6
November 8, 2020				2	8
November 9, 2020			1	1	8
November 10, 2020				1	4
November 11, 2020				1	8
November 12, 2020			1		2
November 13, 2020			1	2	10
November 14, 2020				2	6
November 15, 2020			2	1	8
November 16, 2020				1	10
November 17, 2020			1	1	14
November 18, 2020					11
November 19, 2020					14
November 20, 2020			1	1	10
November 21, 2020				1	12
November 22, 2020			1	2	13
November 23, 2020				4	18
November 24, 2020					13
November 25, 2020			1	2	22
November 26, 2020				2	18
November 27, 2020			2	2	20
November 28, 2020				2	13
November 29, 2020			1	2	20
November 30, 2020			1	1	14
December 1, 2020			1	1	23
December 2, 2020				1	24
December 3, 2020				2	20
December 4, 2020			1	5	14
December 5, 2020				4	13
December 6, 2020			2	4	25
December 7, 2020			1	3	14
December 8, 2020				1	19
December 9, 2020				4	30
December 10, 2020					15
December 11, 2020				1	13
December 12, 2020				4	19
December 13, 2020			1		21
December 14, 2020			1	3	10
December 15, 2020				5	26

T11. Age Categories

Day of DOD	Age Categories				
	Null	0 - 17	18 - 49	50 - 64	65+
December 16, 2020			1	2	13
December 17, 2020				2	17
December 18, 2020			1	3	16
December 19, 2020				2	16
December 20, 2020				2	23
December 21, 2020			1	3	18
December 22, 2020				2	12
December 23, 2020				6	13
December 24, 2020				2	10
December 25, 2020				2	15
December 26, 2020				2	12
December 27, 2020				3	10
December 28, 2020					17
December 29, 2020			1	1	15
December 30, 2020			2	2	19
December 31, 2020				1	16
January 1, 2021			1		22
January 2, 2021			1	3	20
January 3, 2021			1	2	12
January 4, 2021			2	2	20
January 5, 2021				2	17
January 6, 2021				3	10
January 7, 2021				1	15
January 8, 2021			1	2	23
January 9, 2021			1	3	11
January 10, 2021				2	15
January 11, 2021				2	16
January 12, 2021					12
January 13, 2021			1		10
January 14, 2021				3	9
January 15, 2021				1	13
January 16, 2021			1	4	12
January 17, 2021		1		1	13
January 18, 2021			1	2	11
January 19, 2021			1	2	8
January 20, 2021			1	2	11
January 21, 2021				3	12
January 22, 2021				1	12
January 23, 2021			2	1	14
January 24, 2021				1	10
January 25, 2021			1	3	8
January 26, 2021				1	18
January 27, 2021			1		11
January 28, 2021				3	11

T11. Age Categories

Day of DOD	Age Categories				65+
	Null	0 - 17	18 - 49	50 - 64	
January 29, 2021				3	12
January 30, 2021				3	9
January 31, 2021					13
February 1, 2021				4	6
February 2, 2021					16
February 3, 2021					8
February 4, 2021					8
February 5, 2021				1	8
February 6, 2021			1		7
February 7, 2021				1	5
February 8, 2021			3		3
February 9, 2021					3
February 10, 2021			1	2	8
February 11, 2021				1	8
February 12, 2021				1	8
February 13, 2021				1	2
February 14, 2021					11
February 15, 2021				2	5
February 16, 2021					3
February 17, 2021					5
February 18, 2021				1	6
February 19, 2021			2	2	3
February 20, 2021					3
February 21, 2021					5
February 22, 2021				1	4
February 23, 2021				2	10
February 24, 2021					3
February 25, 2021					2
February 26, 2021					7
February 27, 2021				1	3
February 28, 2021				1	8
March 1, 2021					4
March 2, 2021			1		6
March 3, 2021				1	5
March 4, 2021					2
March 5, 2021					5
March 6, 2021					4
March 7, 2021				1	2
March 8, 2021			1		6
March 9, 2021			1	1	1
March 10, 2021			1		2
March 11, 2021			1		2
March 12, 2021					1
March 13, 2021					3

T11. Age Categories

Day of DOD	Age Categories				65+
	Null	0 - 17	18 - 49	50 - 64	
March 14, 2021				1	5
March 15, 2021			1	1	4
March 16, 2021					1
March 17, 2021				2	1
March 18, 2021					4
March 19, 2021				1	4
March 20, 2021			1		2
March 21, 2021				1	6
March 22, 2021				1	2
March 23, 2021			1	1	3
March 24, 2021					5
March 25, 2021					3
March 26, 2021					5
March 27, 2021					3
March 28, 2021				1	2
March 29, 2021				1	3
March 30, 2021			1	1	5
March 31, 2021					3
April 2, 2021					2
April 3, 2021			1	2	6
April 4, 2021					1
April 5, 2021				2	5
April 6, 2021				2	3
April 7, 2021			1	2	3
April 8, 2021					1
April 9, 2021				1	2
April 10, 2021				2	
April 11, 2021					1
April 12, 2021					1
April 13, 2021				1	4
April 14, 2021				2	5
April 15, 2021			1		4
April 16, 2021			1	1	1
April 17, 2021				1	2
April 18, 2021			1		3
April 19, 2021					2
April 20, 2021				1	3
April 21, 2021					5
April 22, 2021				2	5
April 23, 2021					4
April 24, 2021				1	2
April 25, 2021				1	1
April 26, 2021				1	6
April 27, 2021			1		7

T11. Age Categories

Day of DOD	Age Categories				
	Null	0 - 17	18 - 49	50 - 64	65+
April 28, 2021					3
April 29, 2021			1		8
April 30, 2021					2
May 1, 2021			3	1	3
May 2, 2021				2	3
May 3, 2021				1	6
May 4, 2021				2	5
May 5, 2021				2	7
May 6, 2021				1	5
May 7, 2021				3	6
May 8, 2021			1		7
May 9, 2021				3	4
May 10, 2021			1	1	6
May 11, 2021			1	2	5
May 12, 2021				1	7
May 13, 2021			1	3	4
May 14, 2021				3	7
May 15, 2021					5
May 16, 2021				5	
May 17, 2021			2	1	5
May 18, 2021			1	4	8
May 19, 2021				2	5
May 20, 2021			1	2	5
May 21, 2021				3	9
May 22, 2021	1			2	3
May 23, 2021				1	4
May 24, 2021			1	2	2
May 25, 2021				2	1
May 26, 2021				2	6
May 27, 2021				4	4
May 28, 2021			1	2	2
May 29, 2021					6
May 30, 2021			2	1	5
May 31, 2021				2	2
June 1, 2021					5
June 2, 2021			1	1	6
June 3, 2021			1		3
June 4, 2021				1	5
June 5, 2021					2
June 6, 2021				2	4
June 7, 2021				2	3
June 8, 2021					5
June 9, 2021					1
June 10, 2021				4	1

T11. Age Categories

Day of DOD	Age Categories				
	Null	0 - 17	18 - 49	50 - 64	65+
June 11, 2021			1	1	1
June 12, 2021				1	3
June 13, 2021				1	3
June 14, 2021				1	3
June 15, 2021			1	1	4
June 16, 2021			1		
June 17, 2021				1	4
June 18, 2021				3	5
June 19, 2021			1	2	1
June 20, 2021				1	1
June 21, 2021			1		1
June 22, 2021				1	1
June 23, 2021				2	2
June 24, 2021				1	2
June 25, 2021			1		3
June 26, 2021					1
June 28, 2021			1		3
June 29, 2021				3	4
June 30, 2021					2
July 1, 2021				1	1
July 2, 2021					2
July 3, 2021			1		1
July 4, 2021			1		1
July 5, 2021				1	1
July 6, 2021				2	4
July 7, 2021					1
July 8, 2021				1	5
July 9, 2021			1		
July 12, 2021					1
July 13, 2021				2	2
July 14, 2021					2
July 15, 2021					2
July 16, 2021			2	1	1
July 17, 2021					3
July 18, 2021				2	1
July 19, 2021				1	
July 20, 2021				1	4
July 21, 2021					1
July 22, 2021				1	
July 23, 2021			1		3
July 24, 2021			1	2	3
July 25, 2021			1		5
July 26, 2021					3
July 27, 2021				1	3

T11. Age Categories

Day of DOD	Age Categories				65+
	Null	0 - 17	18 - 49	50 - 64	
July 28, 2021					4
July 29, 2021				3	5
July 30, 2021			1		3
July 31, 2021					7
August 1, 2021					3
August 2, 2021			1		7
August 3, 2021			2		6
August 4, 2021			2	3	6
August 5, 2021			1	2	10
August 6, 2021				2	7
August 7, 2021			2	5	6
August 8, 2021			1	2	5
August 9, 2021			1	1	8
August 10, 2021			3	4	8
August 11, 2021			1	5	11
August 12, 2021			1	2	8
August 13, 2021			1	4	10
August 14, 2021			3	1	12
August 15, 2021				2	11
August 16, 2021			2	1	9
August 17, 2021				8	19
August 18, 2021			1	3	14
August 19, 2021			5	6	23
August 20, 2021				6	18
August 21, 2021			1	4	22
August 22, 2021			3	3	23
August 23, 2021			2	5	22
August 24, 2021			1	7	17
August 25, 2021			1	6	17
August 26, 2021			2	9	20
August 27, 2021			3	9	19
August 28, 2021			3	7	19
August 29, 2021			4	9	22
August 30, 2021			2	8	26
August 31, 2021			1	9	14
September 1, 2021			5	13	28
September 2, 2021			3	6	23
September 3, 2021			5	12	21
September 4, 2021			1	10	30
September 5, 2021			5	8	26
September 6, 2021	1		3	5	26
September 7, 2021			5	7	25
September 8, 2021			2	6	19
September 9, 2021			3	5	23

T11. Age Categories

Day of DOD	Age Categories				
	Null	0 - 17	18 - 49	50 - 64	65+
September 10, 2021			2	5	25
September 11, 2021			6	6	22
September 12, 2021			3	12	20
September 13, 2021			3	8	19
September 14, 2021			2	8	21
September 15, 2021				5	19
September 16, 2021			6	7	19
September 17, 2021			3	7	20
September 18, 2021				7	25
September 19, 2021			3	5	15
September 20, 2021			3	8	25
September 21, 2021			2	6	17
September 22, 2021			3	11	16
September 23, 2021			4	8	22
September 24, 2021			3	9	21
September 25, 2021			5	6	13
September 26, 2021			3	5	16
September 27, 2021			3	6	17
September 28, 2021			3	6	15
September 29, 2021			4	5	17
September 30, 2021				5	14
October 1, 2021			2	6	15
October 2, 2021			2	5	21
October 3, 2021			3	4	22
October 4, 2021			3	7	23
October 5, 2021				6	12
October 6, 2021			2	6	19
October 7, 2021			5	4	15
October 8, 2021			1	8	22
October 9, 2021			1	4	12
October 10, 2021			2	2	7
October 11, 2021			1	8	24
October 12, 2021			1	2	7
October 13, 2021			2	4	11
October 14, 2021			1	6	15
October 15, 2021				6	16
October 16, 2021			1	1	8
October 17, 2021			2	3	14
October 18, 2021			3	4	17
October 19, 2021			1	3	17
October 20, 2021			2	9	11
October 21, 2021			1	2	13
October 22, 2021			2	3	18
October 23, 2021			2	6	18

T11. Age Categories

Day of DOD	Age Categories				
	Null	0 - 17	18 - 49	50 - 64	65+
October 24, 2021				5	14
October 25, 2021			4	4	12
October 26, 2021			2	4	10
October 27, 2021			3	5	24
October 28, 2021			4	5	12
October 29, 2021				2	11
October 30, 2021			4	4	6
October 31, 2021			2	7	8
November 1, 2021			1	8	8
November 2, 2021			1	4	10
November 3, 2021			2	5	7
November 4, 2021			2	2	14
November 5, 2021			1	2	10
November 6, 2021			2	2	11
November 7, 2021				2	11
November 8, 2021			2		4
November 9, 2021			1	4	9
November 10, 2021				4	9
November 11, 2021			1	6	10
November 12, 2021				2	4
November 13, 2021			4	3	8
November 14, 2021	1		1	1	6
November 15, 2021			2	6	8
November 16, 2021				1	13
November 17, 2021			3	3	6
November 18, 2021			1	2	13
November 19, 2021			1	6	10
November 20, 2021			2	2	9
November 21, 2021				3	12
November 22, 2021			1	3	5
November 23, 2021				7	9
November 24, 2021			1	2	8
November 25, 2021			1	1	9
November 26, 2021				3	10
November 27, 2021			2	4	14
November 28, 2021				4	9
November 29, 2021					5
November 30, 2021			5	4	14
December 1, 2021			1	1	8
December 2, 2021				4	11
December 3, 2021			1	2	7
December 4, 2021				1	6
December 5, 2021				1	8
December 6, 2021				3	13

T11. Age Categories

Day of DOD	Age Categories				
	Null	0 - 17	18 - 49	50 - 64	65+
December 7, 2021			4	2	5
December 8, 2021				3	8
December 9, 2021			3	4	10
December 10, 2021				3	10
December 11, 2021					9
December 12, 2021			1	4	10
December 13, 2021			1	2	13
December 14, 2021				2	8
December 15, 2021				2	9
December 16, 2021			1	1	6
December 17, 2021					5
December 18, 2021			1		9
December 19, 2021				2	8
December 20, 2021			1	2	8
December 21, 2021			1	2	5
December 22, 2021			2	1	8
December 23, 2021			1	4	7
December 24, 2021			5	3	6
December 25, 2021			1	1	4
December 26, 2021			1	3	12
December 27, 2021			1	1	7
December 28, 2021			1	1	6
December 29, 2021				4	5
December 30, 2021				3	10
December 31, 2021			1	4	5
January 1, 2022			2	2	8
January 2, 2022				2	11
January 3, 2022			1	4	4
January 4, 2022				1	7
January 5, 2022			2	3	9
January 6, 2022			1	1	11
January 7, 2022			1	2	17
January 8, 2022				2	9
January 9, 2022			1	1	7
January 10, 2022				3	9
January 11, 2022			2	2	15
January 12, 2022				2	26
January 13, 2022			1	2	14
January 14, 2022			1	3	11
January 15, 2022				4	12
January 16, 2022				5	18
January 17, 2022			1	5	13
January 18, 2022			1	2	14
January 19, 2022				5	14

T11. Age Categories

Day of DOD	Age Categories				
	Null	0 - 17	18 - 49	50 - 64	65+
January 20, 2022			1	4	16
January 21, 2022				3	23
January 22, 2022			1	2	17
January 23, 2022				3	21
January 24, 2022				1	14
January 25, 2022	1		2	6	21
January 26, 2022				5	27
January 27, 2022			4	4	17
January 28, 2022				5	33
January 29, 2022				3	23
January 30, 2022			1	6	17
January 31, 2022			3	5	20
February 1, 2022			1	6	11
February 2, 2022			2	5	23
February 3, 2022			2	3	21
February 4, 2022			2	3	24
February 5, 2022			2	6	25
February 6, 2022			2	2	9
February 7, 2022			1	2	14
February 8, 2022			1	6	18
February 9, 2022			3	5	25
February 10, 2022			1	7	35
February 11, 2022			1	2	23
February 12, 2022				3	18
February 13, 2022	1		1	3	19
February 14, 2022			1	4	14
February 15, 2022			2	4	19
February 16, 2022			1	1	18
February 17, 2022			1	3	19
February 18, 2022			2		15
February 19, 2022			1	3	19
February 20, 2022			3	4	17
February 21, 2022				1	18
February 22, 2022			2	3	17
February 23, 2022				1	9
February 24, 2022			2	4	17
February 25, 2022			3	3	14
February 26, 2022				1	12
February 27, 2022			2	3	12
February 28, 2022				2	13
March 1, 2022				4	12
March 2, 2022		1		1	13
March 3, 2022				4	13
March 4, 2022			1	5	5

T11. Age Categories

Day of DOD	Age Categories				
	Null	0 - 17	18 - 49	50 - 64	65+
March 5, 2022			1	2	14
March 6, 2022			1	1	5
March 7, 2022			1	1	6
March 8, 2022				1	10
March 9, 2022			1	1	5
March 10, 2022			1	2	4
March 11, 2022				4	7
March 12, 2022			1		11
March 13, 2022				1	4
March 14, 2022				2	4
March 15, 2022					2
March 16, 2022				4	6
March 17, 2022			1	1	4
March 18, 2022				2	8
March 19, 2022				1	8
March 20, 2022					7
March 21, 2022					6
March 22, 2022			1	1	4
March 23, 2022					1
March 24, 2022				1	5
March 25, 2022					1
March 26, 2022			1	1	
March 27, 2022				1	1
March 28, 2022				1	5
March 29, 2022					4
March 30, 2022				1	2
March 31, 2022				1	1
April 1, 2022					3
April 2, 2022					3
April 3, 2022			2		1
April 4, 2022					3
April 5, 2022					1
April 6, 2022					5
April 7, 2022					2
April 8, 2022					3
April 9, 2022				1	
April 10, 2022					2
April 11, 2022					3
April 12, 2022				1	1
April 13, 2022				2	3
April 14, 2022					2
April 15, 2022					2
April 17, 2022					1
April 18, 2022				1	3

T11. Age Categories

Day of DOD	Age Categories				65+
	Null	0 - 17	18 - 49	50 - 64	
April 19, 2022					1
April 20, 2022				1	3
April 21, 2022					2
April 22, 2022			1		4
April 23, 2022				1	2
April 24, 2022					3
April 25, 2022			2		
April 26, 2022				3	3
April 27, 2022					3
April 28, 2022				1	1
April 29, 2022					3
April 30, 2022					3
May 1, 2022					1
May 2, 2022			1	1	3
May 3, 2022					3
May 4, 2022			1		6
May 5, 2022				1	3
May 6, 2022				1	6
May 7, 2022					1
May 8, 2022				1	4
May 9, 2022					3
May 10, 2022					3
May 11, 2022				1	5
May 12, 2022				1	4
May 13, 2022				1	1
May 14, 2022					4
May 15, 2022					3
May 16, 2022			2		2
May 17, 2022					4
May 18, 2022					2
May 19, 2022	1				2
May 20, 2022				1	4
May 21, 2022				1	4
May 22, 2022				1	2
May 23, 2022				1	
May 24, 2022					2
May 25, 2022				1	3
May 26, 2022			1	1	1
May 27, 2022					2
May 28, 2022					3
May 29, 2022				1	1
May 30, 2022				1	6
May 31, 2022				1	6
June 1, 2022				1	6

T11. Age Categories

Day of DOD	Age Categories				
	Null	0 - 17	18 - 49	50 - 64	65+
June 2, 2022			1	2	4
June 3, 2022			1		2
June 4, 2022					1
June 5, 2022					4
June 6, 2022					2
June 7, 2022					1
June 8, 2022					3
June 9, 2022					1
June 11, 2022					1

T12. Race

Week of DOD	Race							
	AI/AN	Asian	Black	Multira..	Other	Pacific Is.	Refuse..	White
Null							1	2
March 8, 2020								2
March 15, 2020								2
March 22, 2020							2	9
March 29, 2020	1		1		1		4	16
April 5, 2020		3	2		1			17
April 12, 2020			2	1	3		2	14
April 19, 2020	1	3			1	1		14
April 26, 2020								16
May 3, 2020	1	1			4		1	14
May 10, 2020			1		1		3	8
May 17, 2020								8
May 24, 2020					1		1	8
May 31, 2020					1	1	2	4
June 7, 2020		1			2	2	1	10
June 14, 2020		1			2		3	7
June 21, 2020		1				1	1	11
June 28, 2020					1	1		20
July 5, 2020		1			3		1	13
July 12, 2020	1	1	1	1	4		5	19
July 19, 2020	2	2	1	1	5		6	14
July 26, 2020	1	2	1		3		8	22
August 2, 2020	1	2		2	2		7	19
August 9, 2020	2	1		1	4		6	25
August 16, 2020			1		2	1	3	20
August 23, 2020	1		1	2	6		5	21
August 30, 2020		1	2		5	1	5	11
September 6, 2..	2			1	6		4	15
September 13, ..	1				2		2	13
September 20, ..					6		1	14
September 27, ..					2			21
October 4, 2020							2	27
October 11, 2020		1		1	5		4	27
October 18, 2020		1	5		3		2	20
October 25, 2020	2		3	1	5		1	25
November 1, 20..				1	6	1	7	24
November 8, 20..	1	2	2	1	2	1	12	37
November 15, 2..		3		1	9	2	12	61
November 22, 2..	3	4	4	2	9		23	90
November 29, 2..	1	6	3	3	8	2	35	90
December 6, 20..	1	5	5		11	3	29	101
December 13, 2..	5	3	1		10		26	95
December 20, 2..	2	3	3	2	4		31	78

T12. Race

Week of DOD	Race							
	AI/AN	Asian	Black	Multira..	Other	Pacific Is.	Refuse..	White
December 27, 20..	7	5	1	2	6		31	82
January 3, 2021	2	2		1	6		25	92
January 10, 2021	3	1	2	3	1	1	23	67
January 17, 2021	2	2	2	3	11		15	64
January 24, 2021	1		2	3	11		20	58
January 31, 2021	3				6		10	53
February 7, 2021		1			6		4	36
February 14, 20..		1		2	5	1	8	26
February 21, 20..		2			2		3	31
February 28, 20..					2	2	3	30
March 7, 2021					1	1	3	18
March 14, 2021		1	1		4		3	19
March 21, 2021				1	1		10	19
March 28, 2021	2			1	2		2	21
April 4, 2021	2				1		2	20
April 11, 2021		1			2		4	18
April 18, 2021		2					5	22
April 25, 2021		2	4				13	19
May 2, 2021	3	1	3	1	4		5	34
May 9, 2021	1		2		1		6	44
May 16, 2021	3		1	1	3		9	42
May 23, 2021	2	1	1		2		6	28
May 30, 2021	1		1	3	1		8	23
June 6, 2021			2		2		3	22
June 13, 2021		1			3	1	4	23
June 20, 2021				1	1		4	12
June 27, 2021			1		1		2	15
July 4, 2021	1		1		1		4	11
July 11, 2021			1	1	2		1	11
July 18, 2021					2		6	13
July 25, 2021	1			2	3		9	21
August 1, 2021	3				5		13	44
August 8, 2021			3	1	5	1	22	60
August 15, 2021	4	1		1	8		30	111
August 22, 2021	3	1	3	3	8		40	140
August 29, 2021	3	2	2	2	9		53	181
September 5, 20..	2	3	2	4	9		62	153
September 12, ..	2	3	1	2	11	2	46	147
September 19, ..	2	7	5	1	13		48	129
September 26, ..	2	1	2	3	12		38	112
October 3, 2021	2	6	2	1	14	1	31	122
October 10, 2021	2	1	2	5	8		27	80
October 17, 2021	4	6	4	1	11		30	95

T12. Race

Week of DOD	Race							
	AI/AN	Asian	Black	Multira..	Other	Pacific Is.	Refuse..	White
October 24, 2021		2	3	1	18		26	85
October 31, 2021	2	1	1	1	3		31	70
November 7, 20..	1	1	3		5	1	22	51
November 14, 2..	2		2		5		26	62
November 21, 2..			5		11	1	24	54
November 28, 2..	3			1	10		21	48
December 5, 20..	1		2	1	5		24	53
December 12, 2..	2				6		20	47
December 19, 2..			1	2	6		18	45
December 26, 2..			1		2		23	51
January 2, 2022	1	1	2	1	6		17	60
January 9, 2022		1	1		4		28	82
January 16, 2022	2	1	3	1	8		41	89
January 23, 2022	3	5	2		9		52	119
January 30, 2022	3	4	4	1	7		57	112
February 6, 2022	1	3	4		6		53	111
February 13, 20..	1	5	1		10		37	97
February 20, 20..	5	1	1		11		28	85
February 27, 20..	1		1		10		24	72
March 6, 2022	2	1			4		16	40
March 13, 2022		1			3		11	33
March 20, 2022					1		6	22
March 27, 2022		1			1		4	17
April 3, 2022					1		3	14
April 10, 2022	1						2	13
April 17, 2022	1	1	1				2	15
April 24, 2022						1	6	15
May 1, 2022					2	1	9	16
May 8, 2022	1		1		2		7	17
May 15, 2022	1	1				1	3	20
May 22, 2022	1						4	13
May 29, 2022		1	1		2		9	21
June 5, 2022					1		6	5

T13. Ethnicity

Week of DOD	Ethnicity		
	Hispanic	Not Hispanic	Refuse..
Null		1	2
March 8, 2020		2	
March 15, 2020		2	
March 22, 2020		10	1
March 29, 2020	2	15	6
April 5, 2020	1	20	2
April 12, 2020	3	16	3
April 19, 2020	1	17	2
April 26, 2020		15	1
May 3, 2020	5	15	1
May 10, 2020	1	10	2
May 17, 2020	1	7	
May 24, 2020	3	5	2
May 31, 2020	1	5	2
June 7, 2020	2	12	2
June 14, 2020	2	8	3
June 21, 2020	2	11	1
June 28, 2020	3	18	1
July 5, 2020	3	14	1
July 12, 2020	4	23	5
July 19, 2020	5	17	9
July 26, 2020	4	24	9
August 2, 2020	3	20	10
August 9, 2020	5	26	8
August 16, 2020	3	23	1
August 23, 2020	7	19	10
August 30, 2020	5	15	5
September 6, 2020	6	15	7
September 13, 2020	3	12	3
September 20, 2020	6	12	3
September 27, 2020	2	20	1
October 4, 2020		23	6
October 11, 2020	4	26	8
October 18, 2020	4	22	5
October 25, 2020	5	28	4
November 1, 2020	7	25	7
November 8, 2020	4	38	16
November 15, 2020	9	53	26
November 22, 2020	11	73	51
November 29, 2020	11	81	56
December 6, 2020	9	84	62
December 13, 2020	10	81	49
December 20, 2020	4	77	42

T13. Ethnicity

Week of DOD	Ethnicity		
	Hispanic	Not Hispanic	Refuse..
December 27, 2020	5	82	47
January 3, 2021	10	82	36
January 10, 2021	2	68	31
January 17, 2021	12	64	23
January 24, 2021	9	60	26
January 31, 2021	5	46	21
February 7, 2021	3	32	12
February 14, 2021	5	29	9
February 21, 2021	1	29	8
February 28, 2021	2	28	7
March 7, 2021	1	14	8
March 14, 2021	2	20	6
March 21, 2021	2	19	10
March 28, 2021	1	19	8
April 4, 2021	1	19	5
April 11, 2021	2	13	10
April 18, 2021		20	9
April 25, 2021		27	11
May 2, 2021	1	34	16
May 9, 2021	1	37	16
May 16, 2021	5	37	17
May 23, 2021	1	31	8
May 30, 2021	2	25	10
June 6, 2021		18	11
June 13, 2021	2	20	10
June 20, 2021	1	11	6
June 27, 2021	1	12	6
July 4, 2021	3	12	3
July 11, 2021	1	11	4
July 18, 2021	2	11	8
July 25, 2021		19	17
August 1, 2021	1	41	23
August 8, 2021	1	47	44
August 15, 2021	6	96	53
August 22, 2021	7	121	70
August 29, 2021	7	147	98
September 5, 2021	11	135	89
September 12, 2021	6	120	88
September 19, 2021	5	115	85
September 26, 2021	12	90	68
October 3, 2021	12	100	67
October 10, 2021	7	72	46
October 17, 2021	7	76	68

T13. Ethnicity

Week of DOD	Ethnicity		
	Hispanic	Not Hispanic	Refuse..
October 24, 2021	12	64	59
October 31, 2021	5	53	51
November 7, 2021	4	49	31
November 14, 2021	3	56	38
November 21, 2021	5	51	39
November 28, 2021	5	48	30
December 5, 2021	3	55	28
December 12, 2021	3	46	26
December 19, 2021	2	41	29
December 26, 2021	3	47	27
January 2, 2022	4	54	30
January 9, 2022	1	75	40
January 16, 2022	3	91	51
January 23, 2022	5	123	62
January 30, 2022	5	117	66
February 6, 2022	2	115	61
February 13, 2022	10	102	39
February 20, 2022	7	82	42
February 27, 2022	8	68	32
March 6, 2022	4	40	19
March 13, 2022	1	30	17
March 20, 2022		16	13
March 27, 2022		16	7
April 3, 2022		13	5
April 10, 2022		14	2
April 17, 2022	1	10	9
April 24, 2022		16	6
May 1, 2022	1	16	11
May 8, 2022		15	13
May 15, 2022	1	20	5
May 22, 2022	1	9	8
May 29, 2022	1	22	11
June 5, 2022		6	6

T2. Intensive Care Unit(ICU)

Week of Admit Date	ICU	
	No	Yes
Null	1,493	126
February 9, 2020	1	
February 23, 2020	1	1
March 1, 2020	4	3
March 8, 2020	11	4
March 15, 2020	38	26
March 22, 2020	76	57
March 29, 2020	78	54
April 5, 2020	59	29
April 12, 2020	74	29
April 19, 2020	68	31
April 26, 2020	72	19
May 3, 2020	38	17
May 10, 2020	31	17
May 17, 2020	32	17
May 24, 2020	26	12
May 31, 2020	31	26
June 7, 2020	44	23
June 14, 2020	63	32
June 21, 2020	73	32
June 28, 2020	72	35
July 5, 2020	123	38
July 12, 2020	95	45
July 19, 2020	99	24
July 26, 2020	96	38
August 2, 2020	110	32
August 9, 2020	107	37
August 16, 2020	96	28
August 23, 2020	77	21
August 30, 2020	71	19
September 6, 2020	78	24
September 13, 2020	85	31
September 20, 2020	127	34
September 27, 2020	76	29
October 4, 2020	119	35
October 11, 2020	112	30
October 18, 2020	101	30
October 25, 2020	120	42
November 1, 2020	209	69
November 8, 2020	319	70
November 15, 2020	349	79
November 22, 2020	409	96
November 29, 2020	454	108
December 6, 2020	404	80

T2. Intensive Care Unit(ICU)

Week of Admit Date	ICU	
	No	Yes
December 13, 2020	422	71
December 20, 2020	350	70
December 27, 2020	337	75
January 3, 2021	340	61
January 10, 2021	300	53
January 17, 2021	242	47
January 24, 2021	211	50
January 31, 2021	183	35
February 7, 2021	170	38
February 14, 2021	137	33
February 21, 2021	126	28
February 28, 2021	134	27
March 7, 2021	114	20
March 14, 2021	122	30
March 21, 2021	109	23
March 28, 2021	123	27
April 4, 2021	141	11
April 11, 2021	171	29
April 18, 2021	234	39
April 25, 2021	239	33
May 2, 2021	207	36
May 9, 2021	204	42
May 16, 2021	167	27
May 23, 2021	144	24
May 30, 2021	114	25
June 6, 2021	116	21
June 13, 2021	120	22
June 20, 2021	110	14
June 27, 2021	81	18
July 4, 2021	76	13
July 11, 2021	84	28
July 18, 2021	130	30
July 25, 2021	219	48
August 1, 2021	336	71
August 8, 2021	446	109
August 15, 2021	530	124
August 22, 2021	576	144
August 29, 2021	606	105
September 5, 2021	522	105
September 12, 2021	469	89
September 19, 2021	416	80
September 26, 2021	373	69
October 3, 2021	341	58
October 10, 2021	295	59

T2. Intensive Care Unit(ICU)

Week of Admit Date	ICU	
	No	Yes
October 17, 2021	314	53
October 24, 2021	329	46
October 31, 2021	262	59
November 7, 2021	253	47
November 14, 2021	220	35
November 21, 2021	241	39
November 28, 2021	240	33
December 5, 2021	238	38
December 12, 2021	197	38
December 19, 2021	195	44
December 26, 2021	331	49
January 2, 2022	476	66
January 9, 2022	585	64
January 16, 2022	727	63
January 23, 2022	722	90
January 30, 2022	684	80
February 6, 2022	550	61
February 13, 2022	433	49
February 20, 2022	318	27
February 27, 2022	226	28
March 6, 2022	169	10
March 13, 2022	120	11
March 20, 2022	89	6
March 27, 2022	76	3
April 3, 2022	81	2
April 10, 2022	80	4
April 17, 2022	115	5
April 24, 2022	136	11
May 1, 2022	159	5
May 8, 2022	226	10
May 15, 2022	247	4
May 22, 2022	239	3
May 29, 2022	257	13
June 5, 2022	176	3

T3. Underlying Conditions

Week of Admit Date	ICU	
	No	Yes
Null	1,493	126
February 9, 2020	1	
February 23, 2020	1	1
March 1, 2020	4	3
March 8, 2020	11	4
March 15, 2020	38	26
March 22, 2020	76	57
March 29, 2020	78	54
April 5, 2020	59	29
April 12, 2020	74	29
April 19, 2020	68	31
April 26, 2020	72	19
May 3, 2020	38	17
May 10, 2020	31	17
May 17, 2020	32	17
May 24, 2020	26	12
May 31, 2020	31	26
June 7, 2020	44	23
June 14, 2020	63	32
June 21, 2020	73	32
June 28, 2020	72	35
July 5, 2020	123	38
July 12, 2020	95	45
July 19, 2020	99	24
July 26, 2020	96	38
August 2, 2020	110	32
August 9, 2020	107	37
August 16, 2020	96	28
August 23, 2020	77	21
August 30, 2020	71	19
September 6, 2020	78	24
September 13, 2020	85	31
September 20, 2020	127	34
September 27, 2020	76	29
October 4, 2020	119	35
October 11, 2020	112	30
October 18, 2020	101	30
October 25, 2020	120	42
November 1, 2020	209	69
November 8, 2020	319	70
November 15, 2020	349	79
November 22, 2020	409	96
November 29, 2020	454	108
December 6, 2020	404	80

T3. Underlying Conditions

Week of Admit Date	ICU	
	No	Yes
December 13, 2020	422	71
December 20, 2020	350	70
December 27, 2020	337	75
January 3, 2021	340	61
January 10, 2021	300	53
January 17, 2021	242	47
January 24, 2021	211	50
January 31, 2021	183	35
February 7, 2021	170	38
February 14, 2021	137	33
February 21, 2021	126	28
February 28, 2021	134	27
March 7, 2021	114	20
March 14, 2021	122	30
March 21, 2021	109	23
March 28, 2021	123	27
April 4, 2021	141	11
April 11, 2021	171	29
April 18, 2021	234	39
April 25, 2021	239	33
May 2, 2021	207	36
May 9, 2021	204	42
May 16, 2021	167	27
May 23, 2021	144	24
May 30, 2021	114	25
June 6, 2021	116	21
June 13, 2021	120	22
June 20, 2021	110	14
June 27, 2021	81	18
July 4, 2021	76	13
July 11, 2021	84	28
July 18, 2021	130	30
July 25, 2021	219	48
August 1, 2021	336	71
August 8, 2021	446	109
August 15, 2021	530	124
August 22, 2021	576	144
August 29, 2021	606	105
September 5, 2021	522	105
September 12, 2021	469	89
September 19, 2021	416	80
September 26, 2021	373	69
October 3, 2021	341	58
October 10, 2021	295	59

T3. Underlying Conditions

Week of Admit Date	ICU	
	No	Yes
October 17, 2021	314	53
October 24, 2021	329	46
October 31, 2021	262	59
November 7, 2021	253	47
November 14, 2021	220	35
November 21, 2021	241	39
November 28, 2021	240	33
December 5, 2021	238	38
December 12, 2021	197	38
December 19, 2021	195	44
December 26, 2021	331	49
January 2, 2022	476	66
January 9, 2022	585	64
January 16, 2022	727	63
January 23, 2022	722	90
January 30, 2022	684	80
February 6, 2022	550	61
February 13, 2022	433	49
February 20, 2022	318	27
February 27, 2022	226	28
March 6, 2022	169	10
March 13, 2022	120	11
March 20, 2022	89	6
March 27, 2022	76	3
April 3, 2022	81	2
April 10, 2022	80	4
April 17, 2022	115	5
April 24, 2022	136	11
May 1, 2022	159	5
May 8, 2022	226	10
May 15, 2022	247	4
May 22, 2022	239	3
May 29, 2022	257	13
June 5, 2022	176	3

T4. Length of Stay

Week of Admit Date	Length of Stay Bins				Unkno..
	1 to 4 D..	5 to 9 D..	10 to 1..	15+ Days	
Null					1,619
February 9, 2020				1	
February 23, 2020		1		1	
March 1, 2020	2	2	1	1	1
March 8, 2020	2	6	1	4	2
March 15, 2020	27	15	8	13	1
March 22, 2020	49	32	15	35	2
March 29, 2020	51	31	16	33	1
April 5, 2020	41	12	17	13	5
April 12, 2020	42	16	11	24	10
April 19, 2020	46	30	9	11	3
April 26, 2020	47	19	6	9	10
May 3, 2020	26	13	3	7	6
May 10, 2020	21	14	3	5	5
May 17, 2020	22	14	7	4	2
May 24, 2020	16	13	2	4	3
May 31, 2020	28	17	1	9	2
June 7, 2020	26	22	9	6	4
June 14, 2020	46	26	7	12	4
June 21, 2020	47	30	6	17	5
June 28, 2020	44	25	17	17	4
July 5, 2020	72	53	19	10	7
July 12, 2020	54	45	20	14	7
July 19, 2020	58	38	10	16	1
July 26, 2020	63	31	14	23	3
August 2, 2020	76	39	12	12	3
August 9, 2020	69	46	12	16	1
August 16, 2020	58	43	8	11	4
August 23, 2020	44	30	9	10	5
August 30, 2020	43	21	13	10	3
September 6, 2020	51	27	11	8	5
September 13, 2020	49	32	15	17	3
September 20, 2020	80	49	7	18	7
September 27, 2020	42	34	11	12	6
October 4, 2020	67	50	14	17	6
October 11, 2020	75	41	9	11	6
October 18, 2020	56	36	13	23	3
October 25, 2020	75	46	20	15	6
November 1, 2020	119	68	35	38	18
November 8, 2020	158	120	33	37	41
November 15, 2020	202	99	50	41	36
November 22, 2020	207	140	51	40	67
November 29, 2020	228	143	57	59	75
December 6, 2020	183	107	50	44	100

T4. Length of Stay

Week of Admit Date	Length of Stay Bins				Unkno..
	1 to 4 D..	5 to 9 D..	10 to 1..	15+ Days	
December 13, 2020	209	124	37	46	77
December 20, 2020	178	100	35	42	65
December 27, 2020	161	111	29	42	69
January 3, 2021	190	77	30	39	65
January 10, 2021	173	83	25	32	40
January 17, 2021	123	55	31	28	52
January 24, 2021	113	66	21	27	34
January 31, 2021	98	50	18	14	38
February 7, 2021	85	57	13	15	38
February 14, 2021	79	36	18	12	25
February 21, 2021	69	40	11	12	22
February 28, 2021	78	41	10	9	23
March 7, 2021	53	30	10	8	33
March 14, 2021	81	31	8	5	27
March 21, 2021	54	30	10	8	30
March 28, 2021	69	28	6	12	35
April 4, 2021	64	33	1	6	48
April 11, 2021	70	48	10	16	56
April 18, 2021	105	54	24	22	68
April 25, 2021	86	56	21	24	85
May 2, 2021	76	46	26	13	82
May 9, 2021	74	51	21	18	82
May 16, 2021	85	38	11	16	44
May 23, 2021	50	25	11	15	67
May 30, 2021	69	24	6	11	29
June 6, 2021	46	31	11	11	38
June 13, 2021	53	30	12	10	37
June 20, 2021	59	18	8	7	32
June 27, 2021	39	23	7	7	23
July 4, 2021	38	12	6	6	27
July 11, 2021	41	20	10	16	25
July 18, 2021	68	32	11	19	30
July 25, 2021	94	67	18	33	55
August 1, 2021	130	86	41	47	103
August 8, 2021	191	116	47	66	135
August 15, 2021	212	154	75	75	138
August 22, 2021	273	159	69	71	148
August 29, 2021	248	165	70	67	161
September 5, 2021	225	119	62	54	167
September 12, 2021	196	112	55	52	143
September 19, 2021	170	82	53	43	148
September 26, 2021	152	88	39	36	127
October 3, 2021	124	72	32	38	133
October 10, 2021	135	70	20	32	97

T4. Length of Stay

Week of Admit Date	Length of Stay Bins				Unkno..
	1 to 4 D..	5 to 9 D..	10 to 1..	15+ Days	
October 17, 2021	127	67	36	29	108
October 24, 2021	137	64	23	21	130
October 31, 2021	95	66	26	33	101
November 7, 2021	117	58	25	24	76
November 14, 2021	87	45	13	25	85
November 21, 2021	100	47	22	24	87
November 28, 2021	97	49	13	26	88
December 5, 2021	86	55	25	19	91
December 12, 2021	81	42	18	24	70
December 19, 2021	89	37	16	27	70
December 26, 2021	142	52	26	28	132
January 2, 2022	209	82	32	43	176
January 9, 2022	271	99	29	39	211
January 16, 2022	331	108	59	48	244
January 23, 2022	333	134	60	61	224
January 30, 2022	351	116	45	54	198
February 6, 2022	289	82	42	31	167
February 13, 2022	231	77	29	20	125
February 20, 2022	173	57	21	9	85
February 27, 2022	99	45	20	18	72
March 6, 2022	74	28	8	7	62
March 13, 2022	60	20	8	6	37
March 20, 2022	34	16	5	7	33
March 27, 2022	31	15	1	2	30
April 3, 2022	48	9	1	3	22
April 10, 2022	35	9	2	2	36
April 17, 2022	46	11	4	11	48
April 24, 2022	56	20	6	6	59
May 1, 2022	76	19	4	5	60
May 8, 2022	112	20	9	5	90
May 15, 2022	103	28	6	2	112
May 22, 2022	92	30	6	1	113
May 29, 2022	112	20	6		132
June 5, 2022	76	6			97

T6. Race

Week of Admit ..	Race							
	AI/AN	Asian	Black	Multira..	Other	Pacific I..	Refuse..	White
Null	34	18	28	18	155	8	302	1,056
February 9, 2020								1
February 23, 20..					1			1
March 1, 2020					1		1	5
March 8, 2020		2			2		1	10
March 15, 2020				1	17	1	5	40
March 22, 2020	4	6	6	3	31	1	4	78
March 29, 2020	2	11	5	1	23	4	3	83
April 5, 2020	2	5	1		22	1	3	54
April 12, 2020	1	5	7	5	17		1	67
April 19, 2020	2	2	4	4	17	1	2	67
April 26, 2020	1	3	3		20	2	3	59
May 3, 2020		3			13		2	37
May 10, 2020			2		12	1	1	32
May 17, 2020			2	1	14	2		30
May 24, 2020	1		1	1	9	3	2	21
May 31, 2020	3	2	2	2	16	7	3	22
June 7, 2020	2	2	2	2	13	9	3	34
June 14, 2020	2	3	12	2	17	6	6	47
June 21, 2020	1	4	3		26	4	4	63
June 28, 2020	5	6	4	3	28	11	5	45
July 5, 2020	9	7	8	2	40	1	17	77
July 12, 2020	2	2	3		49	2	14	68
July 19, 2020	13	5	2		36	3	12	52
July 26, 2020	5	4	6		39	3	16	61
August 2, 2020	6	3	3	4	45	3	13	65
August 9, 2020	6	5	4	3	38	3	10	75
August 16, 2020	8	5	6		29	5	8	63
August 23, 2020	4	5	4	1	19	4	13	48
August 30, 2020	3	1	3	2	22	3	4	52
September 6, 2..	2	2	4		26	2	7	59
September 13, ..	5	3	3		15	4	4	82
September 20, ..	5	5	7	3	27	1	8	105
September 27, ..	1	2	2	1	23	2	3	71
October 4, 2020	7	5	9	3	25		10	95
October 11, 2020	8	1	8	2	33		13	77
October 18, 2020	2	1	5	3	45		4	71
October 25, 2020	4	6	3	2	37		14	96
November 1, 20..	7	12	11	5	56	4	19	164
November 8, 20..	8	14	11	13	64	4	30	245
November 15, 2..	6	27	13	5	61	7	47	262
November 22, 2..	8	19	17	7	84	5	61	304
November 29, 2..	14	24	18	8	89	2	65	342
December 6, 20..	16	22	13	6	101	4	48	274

T6. Race

Week of Admit ..	Race							
	AI/AN	Asian	Black	Multira..	Other	Pacific I..	Refuse..	White
December 13, 2..	11	28	14	6	75	4	58	297
December 20, 2..	17	13	12	7	69	2	43	257
December 27, 2..	8	5	12	4	70	3	59	251
January 3, 2021	10	14	11	6	57	7	30	266
January 10, 2021	3	5	10	5	57	5	47	221
January 17, 2021	6	3	9	5	51	3	31	181
January 24, 2021	2	7	5	7	45	2	21	172
January 31, 2021	3	6	6	4	39	3	12	145
February 7, 2021	5	11	4	5	37	2	18	126
February 14, 20..	3	4	4	4	36	1	11	107
February 21, 20..	3	6	7	4	27	1	13	93
February 28, 20..		1	7	5	21	7	7	113
March 7, 2021	4	2	5	5	20	1	12	85
March 14, 2021	3	8	7	3	20		13	98
March 21, 2021	2	5	10	3	18	2	11	81
March 28, 2021	3	8	7	4	14	1	17	96
April 4, 2021	3	4	8	3	12		17	105
April 11, 2021	8	6	14	3	21		15	133
April 18, 2021	5	9	8	9	31	3	26	182
April 25, 2021	6	2	17	4	39	1	35	168
May 2, 2021	7	7	14	5	17	3	16	174
May 9, 2021	4	5	10	9	15	1	31	171
May 16, 2021	5	7	10	1	24	1	17	129
May 23, 2021	3	6	5	5	18	1	23	107
May 30, 2021	4	2	5	3	8	2	14	101
June 6, 2021			4	1	11	1	21	99
June 13, 2021	2		13	2	15	2	8	100
June 20, 2021	6		9	2	10		11	86
June 27, 2021	2	1	3	2	19		11	61
July 4, 2021	2	1	4	2	11		12	57
July 11, 2021	1	1	4	3	11		12	80
July 18, 2021	3	1	2	3	13		16	122
July 25, 2021	10	4	12		19	3	34	185
August 1, 2021	7	6	10	9	27	3	56	289
August 8, 2021	9	1	15	9	52	2	77	390
August 15, 2021	15	11	12	10	33		104	469
August 22, 2021	10	11	16	3	44		134	502
August 29, 2021	11	15	11	6	38	3	135	492
September 5, 2..	10	7	14	5	54	6	108	423
September 12, ..	9	11	17	4	35	1	94	387
September 19, ..	6	7	17	3	41	2	80	340
September 26, ..	6	4	10	6	36	4	71	305
October 3, 2021	4	8	16	6	40	2	46	277
October 10, 2021	8	4	11	6	33		49	243

T6. Race

Week of Admit ..	Race							
	AI/AN	Asian	Black	Multira..	Other	Pacific I..	Refuse..	White
October 17, 2021	2	5	14	2	29		46	269
October 24, 2021	12	1	9	2	38	1	56	256
October 31, 2021	3	8	11	2	20	2	48	227
November 7, 20..	2	2	5	2	16	2	46	225
November 14, 2..	7	3	6	2	16		50	171
November 21, 2..	4	10	10	2	25	1	41	187
November 28, 2..	4	4	9	1	18		39	198
December 5, 20..	6	2	6	4	21		53	184
December 12, 2..	4	3	3	4	13	1	35	172
December 19, 2..	2	8	3	1	21		33	171
December 26, 2..	5	5	11	3	28	2	49	277
January 2, 2022	7	15	24	7	52	2	56	379
January 9, 2022	7	24	36	6	61	4	61	450
January 16, 2022	10	17	26	9	66	2	71	589
January 23, 2022	14	20	30	5	66	1	111	565
January 30, 2022	20	15	16	2	55	2	92	562
February 6, 2022	11	20	16	2	70		64	428
February 13, 20..	8	9	12	2	31	2	60	358
February 20, 20..	4	7	8		29		55	242
February 27, 20..	4	5	10	2	12	1	26	194
March 6, 2022	3	2	6	1	19		17	131
March 13, 2022		3	3		8		13	104
March 20, 2022	2	2	1		10		11	69
March 27, 2022	1		4		10	1	10	53
April 3, 2022		3	2	1	6		7	64
April 10, 2022	1		4		8		7	64
April 17, 2022	2	3	5		13	1	20	76
April 24, 2022	2	3	3		12	1	20	106
May 1, 2022	3	3	4	2	10		20	122
May 8, 2022	5	4	9	1	13	1	34	169
May 15, 2022	4	11	6	1	17		24	188
May 22, 2022	1	8	9	2	11		21	190
May 29, 2022	3	5	8		19	1	37	197
June 5, 2022	3	7	4	1	7		23	134

T7. Ethnicity

Week of Admit Date	Ethnicity		
	Hispanic	Not His..	Refuse..
Null	186	942	491
February 9, 2020		1	
February 23, 2020	1	1	
March 1, 2020	1	5	1
March 8, 2020	3	11	1
March 15, 2020	18	42	4
March 22, 2020	39	91	3
March 29, 2020	26	100	6
April 5, 2020	23	61	4
April 12, 2020	18	81	4
April 19, 2020	20	79	
April 26, 2020	22	61	8
May 3, 2020	16	38	1
May 10, 2020	15	31	2
May 17, 2020	16	30	3
May 24, 2020	12	21	5
May 31, 2020	18	33	6
June 7, 2020	14	45	8
June 14, 2020	21	68	6
June 21, 2020	33	61	11
June 28, 2020	32	68	7
July 5, 2020	49	93	19
July 12, 2020	52	75	13
July 19, 2020	40	69	14
July 26, 2020	45	74	15
August 2, 2020	50	78	14
August 9, 2020	44	82	18
August 16, 2020	38	79	7
August 23, 2020	26	58	14
August 30, 2020	25	56	9
September 6, 2020	32	59	11
September 13, 2020	13	92	11
September 20, 2020	35	116	10
September 27, 2020	22	72	11
October 4, 2020	25	105	24
October 11, 2020	35	90	17
October 18, 2020	46	73	12
October 25, 2020	42	97	23
November 1, 2020	62	174	42
November 8, 2020	71	244	74
November 15, 2020	76	246	106
November 22, 2020	84	279	142
November 29, 2020	96	331	135
December 6, 2020	103	267	114

T7. Ethnicity

Week of Admit Date	Ethnicity		
	Hispanic	Not His..	Refuse..
December 13, 2020	82	287	124
December 20, 2020	66	253	101
December 27, 2020	72	242	98
January 3, 2021	52	259	90
January 10, 2021	55	210	88
January 17, 2021	43	182	64
January 24, 2021	44	155	62
January 31, 2021	35	145	38
February 7, 2021	39	135	34
February 14, 2021	31	108	31
February 21, 2021	29	104	21
February 28, 2021	19	114	28
March 7, 2021	25	87	22
March 14, 2021	16	115	21
March 21, 2021	16	95	21
March 28, 2021	17	108	25
April 4, 2021	13	108	31
April 11, 2021	27	127	46
April 18, 2021	38	194	41
April 25, 2021	45	156	71
May 2, 2021	26	178	39
May 9, 2021	21	172	53
May 16, 2021	26	134	34
May 23, 2021	19	111	38
May 30, 2021	8	105	26
June 6, 2021	14	93	30
June 13, 2021	11	100	31
June 20, 2021	10	87	27
June 27, 2021	12	64	23
July 4, 2021	7	58	24
July 11, 2021	10	75	27
July 18, 2021	14	109	37
July 25, 2021	19	178	70
August 1, 2021	26	229	152
August 8, 2021	44	324	187
August 15, 2021	36	385	233
August 22, 2021	34	423	263
August 29, 2021	38	427	246
September 5, 2021	44	380	203
September 12, 2021	34	337	187
September 19, 2021	30	298	168
September 26, 2021	33	231	178
October 3, 2021	31	233	135
October 10, 2021	24	203	127

T7. Ethnicity

Week of Admit Date	Ethnicity		
	Hispanic	Not His..	Refuse..
October 17, 2021	23	214	130
October 24, 2021	26	218	131
October 31, 2021	20	201	100
November 7, 2021	14	185	101
November 14, 2021	14	153	88
November 21, 2021	18	191	71
November 28, 2021	17	190	66
December 5, 2021	25	176	75
December 12, 2021	8	154	73
December 19, 2021	18	169	52
December 26, 2021	21	275	84
January 2, 2022	45	391	106
January 9, 2022	59	456	134
January 16, 2022	62	578	150
January 23, 2022	58	546	208
January 30, 2022	68	512	184
February 6, 2022	47	416	148
February 13, 2022	27	340	115
February 20, 2022	23	225	97
February 27, 2022	15	188	51
March 6, 2022	19	118	42
March 13, 2022	8	93	30
March 20, 2022	6	70	19
March 27, 2022	6	58	15
April 3, 2022	6	65	12
April 10, 2022	7	69	8
April 17, 2022	9	88	23
April 24, 2022	10	109	28
May 1, 2022	8	124	32
May 8, 2022	11	179	46
May 15, 2022	11	196	44
May 22, 2022	10	200	32
May 29, 2022	19	200	51
June 5, 2022	10	134	35

T8. Hospitalization Status

Day of DOD	Hosp		
	Yes	No	Unkno..
Null	1	1	1
March 14, 2020	1	1	
March 17, 2020	1		
March 20, 2020	1		
March 22, 2020	2	1	
March 23, 2020	2		
March 24, 2020	2		
March 25, 2020	1	1	
March 27, 2020	1		
March 28, 2020	1		
March 29, 2020	2	2	
March 30, 2020	1	2	
April 1, 2020	3	1	1
April 2, 2020	1	4	
April 3, 2020		3	
April 4, 2020	1	2	
April 5, 2020	1	3	
April 6, 2020	3	1	
April 7, 2020	4		
April 8, 2020	4		
April 9, 2020		1	
April 10, 2020	3		
April 11, 2020	2	1	
April 12, 2020	4		1
April 13, 2020	1	1	
April 14, 2020	2	2	
April 15, 2020	1	1	
April 16, 2020	3		
April 17, 2020	2		
April 18, 2020	2	2	
April 19, 2020	2		
April 20, 2020	2	1	
April 21, 2020	2		
April 22, 2020	3	2	
April 23, 2020	2		
April 24, 2020	1		
April 25, 2020	4	1	
April 26, 2020	3		
April 27, 2020	2		
April 29, 2020	1		
April 30, 2020	2		
May 1, 2020	3		
May 2, 2020	5		
May 3, 2020	2		

T8. Hospitalization Status

Day of DOD	Hosp		
	Yes	No	Unkno..
May 4, 2020	3		
May 5, 2020	3	1	
May 6, 2020	3	1	
May 7, 2020	1		
May 8, 2020	4		
May 9, 2020	2	1	
May 10, 2020	2		1
May 11, 2020	2		
May 12, 2020	2		1
May 13, 2020	2		
May 15, 2020			1
May 16, 2020		2	
May 17, 2020		2	
May 18, 2020	1		
May 19, 2020	1		
May 20, 2020	2		
May 22, 2020	1		
May 23, 2020	1		
May 24, 2020	1		
May 25, 2020	1		
May 26, 2020	2		
May 27, 2020	1		
May 28, 2020	1		
May 29, 2020	1	1	
May 30, 2020	1		1
May 31, 2020	1	1	
June 1, 2020	1		
June 2, 2020	1		
June 3, 2020	2	1	
June 4, 2020	1		
June 7, 2020	1		
June 8, 2020	2	1	
June 10, 2020	3	2	
June 11, 2020	2	2	
June 12, 2020		1	
June 13, 2020	1	1	
June 14, 2020	2	1	
June 15, 2020	1	2	
June 16, 2020		2	
June 18, 2020		1	1
June 19, 2020	1		
June 20, 2020	1	1	
June 21, 2020		2	
June 22, 2020	1	1	

T8. Hospitalization Status

Day of DOD	Hosp		
	Yes	No	Unkno..
June 23, 2020	2	1	
June 24, 2020	1	1	
June 25, 2020	2	1	
June 26, 2020	1		
June 27, 2020	1		
June 28, 2020	3	1	
June 29, 2020	1	3	
June 30, 2020	4		
July 1, 2020	1	1	
July 2, 2020	3	1	
July 3, 2020	1	1	
July 4, 2020	1	1	
July 5, 2020	2		1
July 6, 2020	1	1	
July 7, 2020	2	2	
July 8, 2020	1	2	
July 9, 2020	1	1	
July 10, 2020		1	
July 11, 2020	1	2	
July 12, 2020	2	1	
July 13, 2020	1	2	
July 14, 2020	2		2
July 15, 2020	3	2	
July 16, 2020	3	1	1
July 17, 2020	5	1	
July 18, 2020	3	3	
July 19, 2020	4		
July 20, 2020	3		
July 21, 2020	6		
July 22, 2020	3	1	
July 23, 2020	3	3	1
July 24, 2020	2	1	
July 25, 2020	3		1
July 26, 2020	4	1	
July 27, 2020	2	3	1
July 28, 2020	6	3	1
July 29, 2020	4		
July 30, 2020	3		
July 31, 2020	1	1	
August 1, 2020	6	1	
August 2, 2020	2	1	1
August 3, 2020	2	1	
August 4, 2020		1	4
August 5, 2020	3	3	

T8. Hospitalization Status

Day of DOD	Hosp		
	Yes	No	Unkno..
August 6, 2020	5		
August 7, 2020	3	2	
August 8, 2020	3	1	1
August 9, 2020	4	4	
August 10, 2020	1	1	1
August 11, 2020	5	1	
August 12, 2020	2	1	
August 13, 2020	3		
August 14, 2020	2	2	
August 15, 2020	8	4	
August 16, 2020	2	2	
August 17, 2020	1	1	
August 18, 2020	2	2	
August 19, 2020	4		
August 20, 2020	1		
August 21, 2020	5	2	
August 22, 2020	5		
August 23, 2020	3	5	
August 24, 2020		2	
August 25, 2020	3	2	
August 26, 2020	4	2	
August 27, 2020	3		
August 28, 2020	6		
August 29, 2020	5	1	
August 30, 2020	1		
August 31, 2020	1	1	
September 1, 2020	2	1	
September 2, 2020	3	2	
September 3, 2020	3	2	
September 4, 2020	2	2	
September 5, 2020	2	3	
September 6, 2020	3	2	
September 7, 2020	1	2	
September 8, 2020	3	2	
September 9, 2020		2	
September 10, 2020	4		
September 11, 2020	4	2	
September 12, 2020	1	2	
September 13, 2020	2	1	
September 14, 2020	2		
September 15, 2020	3		
September 16, 2020			1
September 17, 2020	2	1	
September 18, 2020	5		

T8. Hospitalization Status

Day of DOD	Hosp		
	Yes	No	Unkno..
September 19, 2020	1		
September 20, 2020	4	2	
September 21, 2020	1		
September 22, 2020	3		
September 23, 2020	3		
September 24, 2020	2	1	
September 25, 2020	1		1
September 26, 2020	2		1
September 27, 2020	2		1
September 28, 2020	1		1
September 29, 2020	1		
September 30, 2020	4	1	1
October 1, 2020	1	2	
October 2, 2020	4		1
October 3, 2020	2		1
October 4, 2020	4	1	
October 5, 2020	5	1	2
October 6, 2020	2	1	2
October 7, 2020	2	1	
October 8, 2020		2	
October 9, 2020	3		
October 10, 2020	1	2	
October 11, 2020	2	2	
October 12, 2020	4	1	
October 13, 2020	5		
October 14, 2020	3	2	
October 15, 2020	3	1	
October 16, 2020	3		
October 17, 2020	9	3	
October 18, 2020	5		
October 19, 2020	4		
October 20, 2020	1	1	1
October 21, 2020	3		1
October 22, 2020	1		1
October 23, 2020	3		1
October 24, 2020	7	1	1
October 25, 2020	5	2	
October 26, 2020	1		
October 27, 2020	1	1	
October 28, 2020	1	2	
October 29, 2020	6	4	
October 30, 2020	7		
October 31, 2020	6		1
November 1, 2020	5	2	1

T8. Hospitalization Status

Day of DOD	Hosp		
	Yes	No	Unkno..
November 2, 2020	5	1	1
November 3, 2020	4		2
November 4, 2020	4	2	1
November 5, 2020	1	1	
November 6, 2020	1	1	
November 7, 2020	4	2	1
November 8, 2020	8	1	1
November 9, 2020	6	3	1
November 10, 2020	5		
November 11, 2020	5	3	1
November 12, 2020	1	1	1
November 13, 2020	6	5	2
November 14, 2020	4	4	
November 15, 2020	6	5	
November 16, 2020	2	5	4
November 17, 2020	9	4	3
November 18, 2020	7	3	1
November 19, 2020	11	2	1
November 20, 2020	7	5	
November 21, 2020	8	3	2
November 22, 2020	9	7	
November 23, 2020	15	6	1
November 24, 2020	7	3	3
November 25, 2020	15	6	4
November 26, 2020	12	7	1
November 27, 2020	18	4	2
November 28, 2020	11	4	
November 29, 2020	15	6	2
November 30, 2020	10	3	3
December 1, 2020	14	9	2
December 2, 2020	15	5	5
December 3, 2020	15	3	4
December 4, 2020	12	6	2
December 5, 2020	11	4	2
December 6, 2020	15	9	7
December 7, 2020	11	6	1
December 8, 2020	10	6	4
December 9, 2020	22	9	3
December 10, 2020	7	6	2
December 11, 2020	11	3	
December 12, 2020	14	4	5
December 13, 2020	11	9	2
December 14, 2020	4	7	3
December 15, 2020	20	5	6

T8. Hospitalization Status

Day of DOD	Hosp		
	Yes	No	Unkno..
December 16, 2020	13	3	
December 17, 2020	11	4	4
December 18, 2020	10	8	2
December 19, 2020	6	9	3
December 20, 2020	15	4	6
December 21, 2020	15	7	
December 22, 2020	12	2	
December 23, 2020	9	5	5
December 24, 2020	9	2	1
December 25, 2020	9	7	1
December 26, 2020	10	2	2
December 27, 2020	8	2	3
December 28, 2020	12	4	1
December 29, 2020	8	6	3
December 30, 2020	15	5	3
December 31, 2020	9	4	4
January 1, 2021	15	5	3
January 2, 2021	13	5	6
January 3, 2021	10	3	2
January 4, 2021	11	11	2
January 5, 2021	10	7	2
January 6, 2021	8	4	1
January 7, 2021	9	2	5
January 8, 2021	12	11	3
January 9, 2021	8	4	3
January 10, 2021	8	7	2
January 11, 2021	8	7	3
January 12, 2021	8	3	1
January 13, 2021	7	3	1
January 14, 2021	7	4	1
January 15, 2021	11	3	
January 16, 2021	14	3	
January 17, 2021	12	2	1
January 18, 2021	11	2	1
January 19, 2021	6	4	1
January 20, 2021	12	2	
January 21, 2021	12	3	
January 22, 2021	4	6	3
January 23, 2021	14	3	
January 24, 2021	7	3	1
January 25, 2021	7	5	
January 26, 2021	16	2	1
January 27, 2021	7	4	1
January 28, 2021	10	3	1

T8. Hospitalization Status

Day of DOD	Hosp		
	Yes	No	Unkno..
January 29, 2021	12	1	2
January 30, 2021	8	4	
January 31, 2021	7	3	3
February 1, 2021	6	2	2
February 2, 2021	13	2	1
February 3, 2021	5	2	1
February 4, 2021	4	4	
February 5, 2021	7	1	1
February 6, 2021	6	2	
February 7, 2021	5	1	
February 8, 2021	5	1	
February 9, 2021	1	2	
February 10, 2021	7	3	1
February 11, 2021	8	1	
February 12, 2021	6	2	1
February 13, 2021	3		
February 14, 2021	8	3	
February 15, 2021	6	1	
February 16, 2021		2	1
February 17, 2021	2	2	1
February 18, 2021	6	1	
February 19, 2021	5	2	
February 20, 2021	2		1
February 21, 2021	4	1	
February 22, 2021	5		
February 23, 2021	9	2	1
February 24, 2021	3		
February 25, 2021	2		
February 26, 2021	3	3	1
February 27, 2021	1	3	
February 28, 2021	8	1	
March 1, 2021	2	2	
March 2, 2021	5	2	
March 3, 2021	5	1	
March 4, 2021	2		
March 5, 2021	5		
March 6, 2021		4	
March 7, 2021	3		
March 8, 2021	6		1
March 9, 2021	2		1
March 10, 2021	2		1
March 11, 2021	2		1
March 12, 2021	1		
March 13, 2021	3		

T8. Hospitalization Status

Day of DOD	Hosp		
	Yes	No	Unkno..
March 14, 2021	4	1	1
March 15, 2021	6		
March 16, 2021		1	
March 17, 2021	2	1	
March 18, 2021	3	1	
March 19, 2021	5		
March 20, 2021	3		
March 21, 2021	3	4	
March 22, 2021	3		
March 23, 2021	4	1	
March 24, 2021	5		
March 25, 2021	1	2	
March 26, 2021	5		
March 27, 2021	2	1	
March 28, 2021	2	1	
March 29, 2021	4		
March 30, 2021	4	2	1
March 31, 2021	3		
April 2, 2021	2		
April 3, 2021	7	2	
April 4, 2021	1		
April 5, 2021	7		
April 6, 2021	3	1	1
April 7, 2021	4	1	1
April 8, 2021		1	
April 9, 2021	3		
April 10, 2021	1		1
April 11, 2021			1
April 12, 2021	1		
April 13, 2021	3	1	1
April 14, 2021	6		1
April 15, 2021	3		2
April 16, 2021	3		
April 17, 2021		2	1
April 18, 2021	4		
April 19, 2021		2	
April 20, 2021	3	1	
April 21, 2021	2	2	1
April 22, 2021	5	2	
April 23, 2021	4		
April 24, 2021	2		1
April 25, 2021	2		
April 26, 2021	4	3	
April 27, 2021	6	1	1

T8. Hospitalization Status

Day of DOD	Hosp		
	Yes	No	Unkno..
April 28, 2021	2	1	
April 29, 2021	7	1	1
April 30, 2021	2		
May 1, 2021	6		1
May 2, 2021	4		1
May 3, 2021	4	2	1
May 4, 2021	7		
May 5, 2021	6	2	1
May 6, 2021	6		
May 7, 2021	9		
May 8, 2021	7	1	
May 9, 2021	5	2	
May 10, 2021	8		
May 11, 2021	4	1	3
May 12, 2021	3	4	1
May 13, 2021	6	1	1
May 14, 2021	9		1
May 15, 2021	3	1	1
May 16, 2021	5		
May 17, 2021	5	1	2
May 18, 2021	11	1	1
May 19, 2021	6		1
May 20, 2021	6		2
May 21, 2021	8	2	2
May 22, 2021	4	2	
May 23, 2021	1	3	1
May 24, 2021	3	1	1
May 25, 2021	1		2
May 26, 2021	6	1	1
May 27, 2021	7	1	
May 28, 2021	1	2	2
May 29, 2021	4	1	1
May 30, 2021	2	3	3
May 31, 2021	3	1	
June 1, 2021	4	1	
June 2, 2021	5	3	
June 3, 2021	3		1
June 4, 2021	6		
June 5, 2021	2		
June 6, 2021	5	1	
June 7, 2021	5		
June 8, 2021	3	1	1
June 9, 2021		1	
June 10, 2021	4	1	

T8. Hospitalization Status

Day of DOD	Hosp		
	Yes	No	Unkno..
June 11, 2021	2		1
June 12, 2021	1	1	2
June 13, 2021	2	2	
June 14, 2021	2	1	1
June 15, 2021	5		1
June 16, 2021	1		
June 17, 2021	4		1
June 18, 2021	7	1	
June 19, 2021	2	1	1
June 20, 2021	2		
June 21, 2021	2		
June 22, 2021	2		
June 23, 2021	3	1	
June 24, 2021	2		1
June 25, 2021	1	3	
June 26, 2021	1		
June 28, 2021	3	1	
June 29, 2021	6		1
June 30, 2021	2		
July 1, 2021	2		
July 2, 2021	1	1	
July 3, 2021	2		
July 4, 2021	2		
July 5, 2021	1	1	
July 6, 2021	6		
July 7, 2021	1		
July 8, 2021	4	2	
July 9, 2021		1	
July 12, 2021	1		
July 13, 2021	3	1	
July 14, 2021	2		
July 15, 2021	2		
July 16, 2021	3	1	
July 17, 2021	2	1	
July 18, 2021	2	1	
July 19, 2021	1		
July 20, 2021	3	1	1
July 21, 2021	1		
July 22, 2021	1		
July 23, 2021	3		1
July 24, 2021	4	1	1
July 25, 2021	4	2	
July 26, 2021		2	1
July 27, 2021	1	1	2

T8. Hospitalization Status

Day of DOD	Hosp		
	Yes	No	Unkno..
July 28, 2021	2	1	1
July 29, 2021	5	3	
July 30, 2021	3	1	
July 31, 2021	4	2	1
August 1, 2021	3		
August 2, 2021	7		1
August 3, 2021	7	1	
August 4, 2021	7	2	2
August 5, 2021	9		4
August 6, 2021	7	2	
August 7, 2021	5	3	5
August 8, 2021	6	1	1
August 9, 2021	3	3	4
August 10, 2021	13	1	1
August 11, 2021	9	4	4
August 12, 2021	7	2	2
August 13, 2021	8	2	5
August 14, 2021	12	2	2
August 15, 2021	11	2	
August 16, 2021	8	2	2
August 17, 2021	20	4	3
August 18, 2021	12	3	3
August 19, 2021	18	11	5
August 20, 2021	16	4	4
August 21, 2021	15	4	8
August 22, 2021	21	4	4
August 23, 2021	19	7	3
August 24, 2021	17	4	4
August 25, 2021	13	5	6
August 26, 2021	21	5	5
August 27, 2021	20	3	8
August 28, 2021	20	2	7
August 29, 2021	27	3	5
August 30, 2021	23	5	8
August 31, 2021	22		2
September 1, 2021	37	4	5
September 2, 2021	22	4	6
September 3, 2021	27	4	7
September 4, 2021	28	5	8
September 5, 2021	30	3	6
September 6, 2021	27	3	5
September 7, 2021	25	4	8
September 8, 2021	16	7	4
September 9, 2021	24	4	3

T8. Hospitalization Status

Day of DOD	Hosp		
	Yes	No	Unkno..
September 10, 2021	22	2	8
September 11, 2021	26	4	4
September 12, 2021	23	4	8
September 13, 2021	21	7	2
September 14, 2021	21	2	8
September 15, 2021	14	6	4
September 16, 2021	20	4	8
September 17, 2021	21	6	3
September 18, 2021	24	2	6
September 19, 2021	16	2	5
September 20, 2021	25	4	7
September 21, 2021	16	3	6
September 22, 2021	20	7	3
September 23, 2021	21	6	7
September 24, 2021	28	2	3
September 25, 2021	16	2	6
September 26, 2021	16	3	5
September 27, 2021	12	10	4
September 28, 2021	13	2	9
September 29, 2021	17	2	7
September 30, 2021	11	4	4
October 1, 2021	16	1	6
October 2, 2021	17	5	6
October 3, 2021	23	3	3
October 4, 2021	27	2	4
October 5, 2021	15		3
October 6, 2021	22	2	3
October 7, 2021	14	7	3
October 8, 2021	25	3	3
October 9, 2021	12	2	3
October 10, 2021	7	1	3
October 11, 2021	25	2	6
October 12, 2021	8		2
October 13, 2021	10	3	4
October 14, 2021	14	1	7
October 15, 2021	20	1	1
October 16, 2021	7	1	2
October 17, 2021	12	1	6
October 18, 2021	15	2	7
October 19, 2021	14	3	4
October 20, 2021	17	1	4
October 21, 2021	8	4	4
October 22, 2021	13	4	6
October 23, 2021	17	3	6

T8. Hospitalization Status

Day of DOD	Hosp		
	Yes	No	Unkno..
October 24, 2021	15	2	2
October 25, 2021	13	4	3
October 26, 2021	13	2	1
October 27, 2021	21	4	7
October 28, 2021	13	3	5
October 29, 2021	10	2	1
October 30, 2021	10	1	3
October 31, 2021	11	3	3
November 1, 2021	12	2	3
November 2, 2021	9	3	3
November 3, 2021	11	1	2
November 4, 2021	13	2	3
November 5, 2021	11		2
November 6, 2021	12	2	1
November 7, 2021	9	1	3
November 8, 2021	3	2	1
November 9, 2021	12		2
November 10, 2021	7	1	5
November 11, 2021	10	1	6
November 12, 2021	5		1
November 13, 2021	13	1	1
November 14, 2021	6	1	2
November 15, 2021	12	1	3
November 16, 2021	10	1	3
November 17, 2021	10		2
November 18, 2021	12	2	2
November 19, 2021	15	1	1
November 20, 2021	8	1	4
November 21, 2021	8	3	4
November 22, 2021	5		4
November 23, 2021	12	2	2
November 24, 2021	8	1	2
November 25, 2021	6	1	4
November 26, 2021	11		2
November 27, 2021	17	2	1
November 28, 2021	9	1	3
November 29, 2021	2	2	1
November 30, 2021	18		5
December 1, 2021	6		4
December 2, 2021	11	1	3
December 3, 2021	6		4
December 4, 2021	4	1	2
December 5, 2021	6	2	1
December 6, 2021	10	3	3

T8. Hospitalization Status

Day of DOD	Hosp		
	Yes	No	Unkno..
December 7, 2021	7		4
December 8, 2021	9	1	1
December 9, 2021	10	4	3
December 10, 2021	9	2	2
December 11, 2021	5	3	1
December 12, 2021	12		3
December 13, 2021	12	1	3
December 14, 2021	10		
December 15, 2021	6	5	
December 16, 2021	4	1	3
December 17, 2021	3	1	1
December 18, 2021	5	3	2
December 19, 2021	9		1
December 20, 2021	10	1	
December 21, 2021	7		1
December 22, 2021	6	3	2
December 23, 2021	7	3	2
December 24, 2021	9	1	4
December 25, 2021	6		
December 26, 2021	14		2
December 27, 2021	7	2	
December 28, 2021	8		
December 29, 2021	7	1	1
December 30, 2021	10	1	2
December 31, 2021	5	2	3
January 1, 2022	8	1	3
January 2, 2022	10	1	2
January 3, 2022	7		2
January 4, 2022	5		3
January 5, 2022	10		4
January 6, 2022	11	1	1
January 7, 2022	14	2	4
January 8, 2022	9		2
January 9, 2022	8		1
January 10, 2022	10		2
January 11, 2022	12	1	6
January 12, 2022	16	3	9
January 13, 2022	13		4
January 14, 2022	10	1	4
January 15, 2022	6	4	6
January 16, 2022	15	3	5
January 17, 2022	13		6
January 18, 2022	10		7
January 19, 2022	12	1	6

T8. Hospitalization Status

Day of DOD	Hosp		
	Yes	No	Unkno..
January 20, 2022	15	1	5
January 21, 2022	19	2	5
January 22, 2022	13	1	6
January 23, 2022	13	2	9
January 24, 2022	9	2	4
January 25, 2022	23	3	4
January 26, 2022	21	3	8
January 27, 2022	14		11
January 28, 2022	26	2	10
January 29, 2022	17	2	7
January 30, 2022	13	2	9
January 31, 2022	14	4	10
February 1, 2022	8	4	6
February 2, 2022	16	2	12
February 3, 2022	18	1	7
February 4, 2022	19	4	6
February 5, 2022	22	3	8
February 6, 2022	9		4
February 7, 2022	11	1	5
February 8, 2022	20	1	4
February 9, 2022	26	1	6
February 10, 2022	22	3	18
February 11, 2022	16	1	9
February 12, 2022	14		7
February 13, 2022	21	1	2
February 14, 2022	16	2	1
February 15, 2022	16	1	8
February 16, 2022	18	1	1
February 17, 2022	15	2	6
February 18, 2022	14		3
February 19, 2022	20		3
February 20, 2022	21	2	1
February 21, 2022	11	2	6
February 22, 2022	19		3
February 23, 2022	8	1	1
February 24, 2022	19	1	3
February 25, 2022	17		3
February 26, 2022	12		1
February 27, 2022	12	1	4
February 28, 2022	9	3	3
March 1, 2022	12	2	2
March 2, 2022	9	1	5
March 3, 2022	13	1	3
March 4, 2022	10	1	

T8. Hospitalization Status

Day of DOD	Hosp		
	Yes	No	Unkno..
March 5, 2022	12		5
March 6, 2022	5		2
March 7, 2022	8		
March 8, 2022	7		4
March 9, 2022	6		1
March 10, 2022	4		3
March 11, 2022	7	1	3
March 12, 2022	4	2	6
March 13, 2022	4		1
March 14, 2022	3		3
March 15, 2022	1		1
March 16, 2022	7	2	1
March 17, 2022	3		3
March 18, 2022	9	1	
March 19, 2022	9		
March 20, 2022	2	1	4
March 21, 2022	4	1	1
March 22, 2022	4	2	
March 23, 2022	1		
March 24, 2022	4		2
March 25, 2022			1
March 26, 2022	1		1
March 27, 2022	1		1
March 28, 2022	5	1	
March 29, 2022	3		1
March 30, 2022	3		
March 31, 2022	1		1
April 1, 2022	2		1
April 2, 2022	2		1
April 3, 2022	1		2
April 4, 2022	1		2
April 5, 2022	1		
April 6, 2022	5		
April 7, 2022	1		1
April 8, 2022	2	1	
April 9, 2022	1		
April 10, 2022	1		1
April 11, 2022	2		1
April 12, 2022	1	1	
April 13, 2022	3		2
April 14, 2022	1	1	
April 15, 2022	2		
April 17, 2022			1
April 18, 2022	4		

T8. Hospitalization Status

Day of DOD	Hosp		
	Yes	No	Unkno..
April 19, 2022			1
April 20, 2022	2	1	1
April 21, 2022	2		
April 22, 2022	3	1	1
April 23, 2022	2		1
April 24, 2022			3
April 25, 2022	1	1	
April 26, 2022	6		
April 27, 2022			3
April 28, 2022	2		
April 29, 2022	1		2
April 30, 2022	3		
May 1, 2022	1		
May 2, 2022	5		
May 3, 2022	2		1
May 4, 2022	3	1	3
May 5, 2022	4		
May 6, 2022	6	1	
May 7, 2022	1		
May 8, 2022	3		2
May 9, 2022	3		
May 10, 2022	1	1	1
May 11, 2022	6		
May 12, 2022	3	1	1
May 13, 2022	1		1
May 14, 2022	2	1	1
May 15, 2022	2	1	
May 16, 2022	2		2
May 17, 2022	2	1	1
May 18, 2022	2		
May 19, 2022	1	1	1
May 20, 2022	3		2
May 21, 2022	5		
May 22, 2022	3		
May 23, 2022		1	
May 24, 2022	2		
May 25, 2022	2		2
May 26, 2022	3		
May 27, 2022	1	1	
May 28, 2022	2	1	
May 29, 2022	2		
May 30, 2022	3		4
May 31, 2022	5		2
June 1, 2022	6	1	

T8. Hospitalization Status

Day of DOD	Hosp		
	Yes	No	Unkno..
June 2, 2022	6	1	
June 3, 2022		2	1
June 4, 2022	1		
June 5, 2022	4		
June 6, 2022	2		
June 7, 2022			1
June 8, 2022		2	1
June 9, 2022		1	
June 11, 2022	1		

T9. Underlying Conditions

Week of DOD	Underlying Cond		
	Yes	No	Unkno..
Null	2		1
March 8, 2020	1	1	
March 15, 2020	2		
March 22, 2020	10		1
March 29, 2020	20		3
April 5, 2020	23		
April 12, 2020	22		
April 19, 2020	20		
April 26, 2020	15		1
May 3, 2020	19	1	1
May 10, 2020	12		1
May 17, 2020	8		
May 24, 2020	10		
May 31, 2020	8		
June 7, 2020	16		
June 14, 2020	13		
June 21, 2020	14		
June 28, 2020	22		
July 5, 2020	14	2	2
July 12, 2020	29	2	1
July 19, 2020	30		1
July 26, 2020	35		2
August 2, 2020	30		3
August 9, 2020	34		5
August 16, 2020	25		2
August 23, 2020	32	1	3
August 30, 2020	24	1	
September 6, 2020	27	1	
September 13, 2020	15	1	2
September 20, 2020	19	1	1
September 27, 2020	22		1
October 4, 2020	28		1
October 11, 2020	37		1
October 18, 2020	29	1	1
October 25, 2020	32	4	1
November 1, 2020	36	1	2
November 8, 2020	49	4	5
November 15, 2020	77	5	6
November 22, 2020	126	2	7
November 29, 2020	132	4	12
December 6, 2020	144	6	5
December 13, 2020	123	4	13
December 20, 2020	114	2	7
December 27, 2020	127	1	6

T9. Underlying Conditions

Week of DOD	Underlying Cond		
	Yes	No	Unkno..
January 3, 2021	123	2	3
January 10, 2021	94	1	6
January 17, 2021	91	1	7
January 24, 2021	88	6	1
January 31, 2021	63	4	5
February 7, 2021	43	1	3
February 14, 2021	42		1
February 21, 2021	36		2
February 28, 2021	36	1	
March 7, 2021	20	1	2
March 14, 2021	27		1
March 21, 2021	29	1	1
March 28, 2021	26	1	1
April 4, 2021	25		
April 11, 2021	24	1	
April 18, 2021	27	1	1
April 25, 2021	35	1	2
May 2, 2021	47	1	3
May 9, 2021	48	3	3
May 16, 2021	56		3
May 23, 2021	34	3	3
May 30, 2021	32	1	4
June 6, 2021	27		2
June 13, 2021	30	2	
June 20, 2021	13		5
June 27, 2021	16		3
July 4, 2021	16		2
July 11, 2021	16		
July 18, 2021	16	2	3
July 25, 2021	33	1	2
August 1, 2021	58	2	5
August 8, 2021	84	5	3
August 15, 2021	134	2	19
August 22, 2021	186	5	7
August 29, 2021	233	6	13
September 5, 2021	214	4	17
September 12, 2021	202	5	7
September 19, 2021	191	5	9
September 26, 2021	153	5	12
October 3, 2021	164	5	10
October 10, 2021	123	1	1
October 17, 2021	141	1	9
October 24, 2021	128	2	5
October 31, 2021	101	2	6

T9. Underlying Conditions

Week of DOD	Underlying Cond		
	Yes	No	Unkno..
November 7, 2021	78	1	5
November 14, 2021	89	2	6
November 21, 2021	86	6	3
November 28, 2021	78	1	4
December 5, 2021	76	3	7
December 12, 2021	69	2	4
December 19, 2021	70	1	1
December 26, 2021	73	1	3
January 2, 2022	80	2	6
January 9, 2022	111		5
January 16, 2022	137	1	7
January 23, 2022	182		8
January 30, 2022	177		11
February 6, 2022	169		9
February 13, 2022	140		11
February 20, 2022	127		4
February 27, 2022	104		4
March 6, 2022	63		
March 13, 2022	46		2
March 20, 2022	28		1
March 27, 2022	20		3
April 3, 2022	18		
April 10, 2022	16		
April 17, 2022	20		
April 24, 2022	21		1
May 1, 2022	27		1
May 8, 2022	25		3
May 15, 2022	26		
May 22, 2022	16		2
May 29, 2022	20		14
June 5, 2022	12		