

Case Demographics | Disease Severity | Severity Trends | Data current as of 12:01am 6/29/2022

### Oregon's COVID-19 Case Rates by Demographic Group

This dashboard shows the case rates per 100,000 people and the total number of reported COVID-19 cases in Oregon broken out by sex, age group, race, and ethnicity. Use the toggle below to see how many COVID-19 cases in each demographic group were ever hospitalized for their illness and how many have died from their illness. Hover over a bar to see the exact number of cases in each category and the percentage of total cases that fall in that category.

	Hospitalizations		Deaths		Grand Total	Cases per 100,000
	Hospitalized	Not Hospitalized	Hospitalized	Unknown		
<b>SEX</b>						
Female	15,390	139,742	237,482		412,614	19,177
Male	16,677	122,183	227,064		365,924	17,301
Non-binary	99	67	166			
Refused/Unknown	226	6,223	19,508		25,957	
<b>AGE</b>						
9 and younger	499	22,415	43,433		66,347	14,235
10 to 19	585	35,908	65,264		101,757	20,669
20 to 29	2,040	48,156	99,246		149,442	26
30 to 39	2,645	45,483	91,978		140,106	23,008
40 to 49	3,236	38,997	73,946		116,179	21,244
50 to 59	4,694	31,585	57,641		93,920	18,275
60 to 69	6,450	22,997	39,005		68,452	13,021
70 to 79	6,415	13,764	21,445		41,624	11,240
80+	5,718	8,352	10,817		24,887	13,817
Null	11	590	1,346		1,947	
<b>RACE</b>						
A/AN	629	4,857	6,138		11,624	24,907
Asian	773	5,618	16,113		22,504	11,729
Black	1,019	5,376	11,160		17,555	21,719
Multiracial	384	4,861	6,390		11,635	4,415
Pacific Is.	236	1,773	746		2,755	16,398
White	21,639	147,011	242,030		410,680	11,655
Other	3,729	42,054	46,734		92,517	
Refused/Unknown	3,884	56,697	174,810		235,391	
<b>ETHNICITY</b>						
Hispanic	3,755	50,367	48,166		102,288	18,129
Not Hispanic	20,835	151,159	227,876		399,870	10,800
Refused/Unknown	7,703	66,721	228,079		302,503	

More on Open, OHA's hospitalization data source

#### COVID-19 Quick Facts: Hospitalization

Below, you can see the percent of COVID-19 cases who have ever been hospitalized for their illness broken out by sex, age group, race, and ethnicity.

SEX	Percentage
Female	3.73%
Male	4.56%
Refused/Unknown	0.87%
<b>AGE</b>	
9 and younger	0.75%
10 to 19	0.57%
20 to 29	1.37%
30 to 39	1.89%
40 to 49	2.79%
50 to 59	5.00%
60 to 69	9.42%
70 to 79	15.41%
80+	22.98%
Null	0.56%
<b>RACE</b>	
A/AN	5.41%
Asian	3.43%
Black	5.80%
Multiracial	3.30%
Pacific Is.	8.57%
White	5.27%
Other	4.03%
Refused/Unknown	1.65%
<b>ETHNICITY</b>	
Hispanic	3.67%
Not Hispanic	5.21%
Refused/Unknown	2.55%

This dashboard reports data of complete weeks, and is updated weekly on Thursdays.

\*A/AN = American Indian or Alaska Native; Pacific Is. = Native Hawaiian or Other Pacific Islander.

During the course of the case investigation, people are asked to self-report their race, ethnicity, tribal affiliation, country of origin, or ancestry. Many people who consider themselves Hispanic or Latinx, which is an ethnicity, will use one of these or an equivalent term to describe their race, which then gets categorized as "Other" race. Currently, 80.5% of case-patients shown as "Other" race above reported that they are Hispanic or Latinx.

Rates shown on this dashboard are calculated using population estimates from the 2020 Annual Population Report from Portland State University's College of Urban & Public Affairs Population Research Center and 2019 housing and demographic data from the U.S. Census Bureau's American Community Survey (ACS).

**Oregon Health Authority** The Oregon Health Authority (OHA) is part of the statewide response working to address and reduce the effects of COVID-19 on the lives of Oregonians. Data presented here are from the OHA Public Health Division.

[View All COVID-19 Data Dashboards](#) [OHA COVID-19 Website](#)

**Summary Table**  
**Contact Us**

Case Count: **810K** Deaths: **7,807** Hospitalizations: **32,356** Positive Tests: **1.0M** Negative Tests: **10.9M** Total Tests: **11.9M**

Case Demographics Disease Severity Severity Trends

Data current as of 12:01am 6/29/2022

### Oregon's COVID-19 Case Rates by Demographic Group

This dashboard shows the case rates per 100,000 people and the total number of reported COVID-19 cases in Oregon broken out by sex, age group, race, and ethnicity. Use the toggle below to see how many COVID-19 cases in each demographic group were ever hospitalized for their illness and how many have died from their illness. Hover over a bar to see the exact number of cases in each category and the percentage of total cases that fall in that category.

**Hospitalizations** **Deaths**

#### SEX

	Deceased	Alive	Grand Total	Cases per 100,000
Female	3,437	409,177	412,614	19,177
Male	4,306	361,618	365,924	17,301
Non-binary	166	166	166	
Refused/Unknown	62	25,995	25,957	

#### AGE

Age Group	Deceased	Alive	Grand Total	Cases per 100,000
9 and younger	6	66,341	66,347	14,235
10 to 19	5	101,752	101,757	20,669
20 to 29	39	149,403	149,442	28,000
30 to 39	126	139,980	140,106	21,344
40 to 49	317	115,862	116,179	18,275
50 to 59	722	93,198	93,920	13,021
60 to 69	1,425	67,027	68,452	11,240
70 to 79	1,929	39,695	41,624	13,817
80+	3,236	21,651	24,887	
Null		1,947	1,947	

#### RACE

Race	Deceased	Alive	Grand Total	Cases per 100,000
A/AN	128	11,496	11,624	24,907
Asian	134	22,370	22,504	11,729
Black	132	17,423	17,555	21,719
Multiracial	80	11,555	11,635	4,415
Pacific Is.	32	2,723	2,755	16,398
White	5,162	405,518	410,680	11,655
Other	508	92,009	92,517	
Refused/Unknown	1,629	233,762	235,391	

#### ETHNICITY

Ethnicity	Deceased	Alive	Grand Total	Cases per 100,000
Hispanic	428	101,860	102,288	18,129
Not Hispanic	4,780	395,090	399,870	10,800
Refused/Unknown	2,597	299,906	302,503	

More on Open, OHA's hospitalization data source

### COVID-19 Quick Facts: Deaths

Below, you can see the percent of COVID-19 cases who have died broken out by sex, age group, race, and ethnicity.

#### SEX

Female	0.83%
Male	1.18%
Refused/Unknown	0.24%

#### AGE

9 and younger	0.01%
10 to 19	0.00%
20 to 29	0.03%
30 to 39	0.09%
40 to 49	0.27%
50 to 59	0.77%
60 to 69	2.08%
70 to 79	4.63%
80+	13.00%

#### RACE

A/AN	1.10%
Asian	0.60%
Black	0.75%
Multiracial	0.69%
Pacific Is.	1.16%
White	1.26%
Other	0.55%
Refused/Unknown	0.69%

#### ETHNICITY

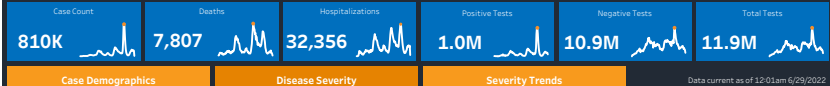
Hispanic	0.42%
Not Hispanic	1.20%
Refused/Unknown	0.86%

This dashboard reports data of complete weeks, and is updated weekly on Thursdays.

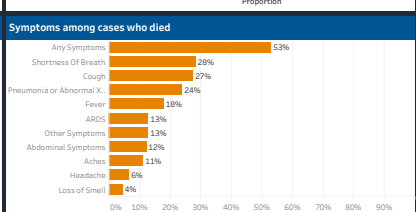
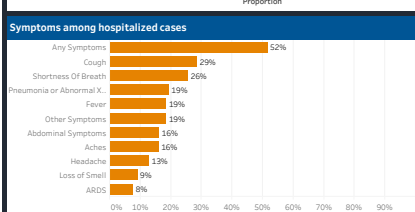
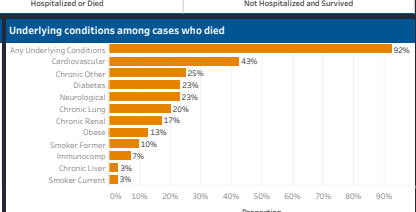
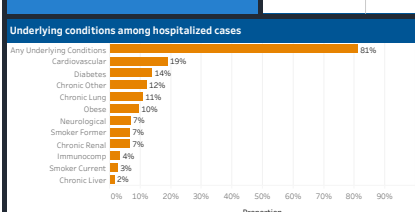
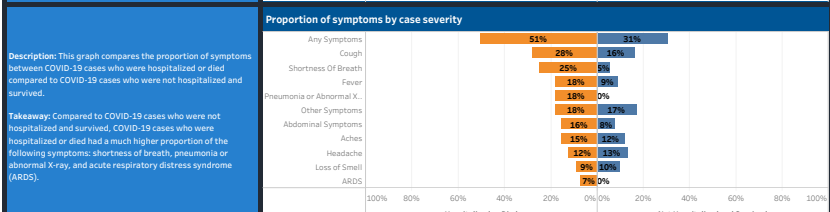
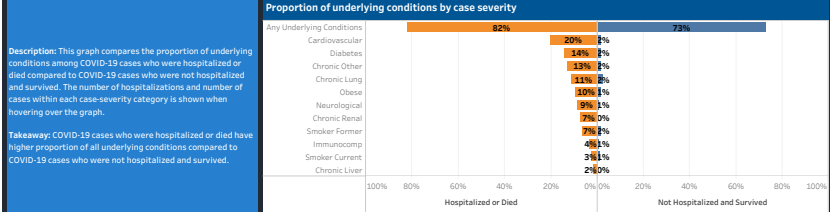
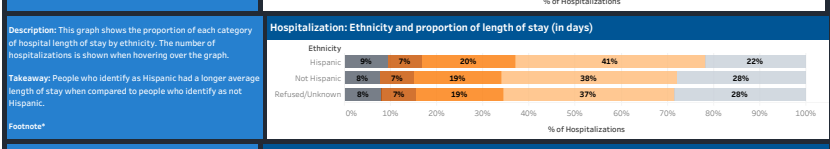
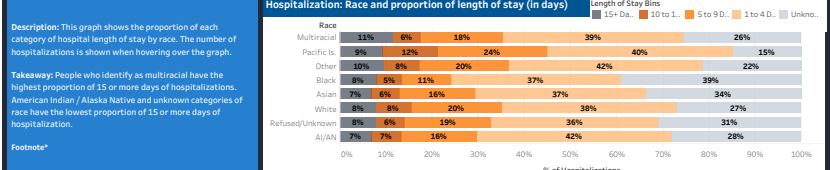
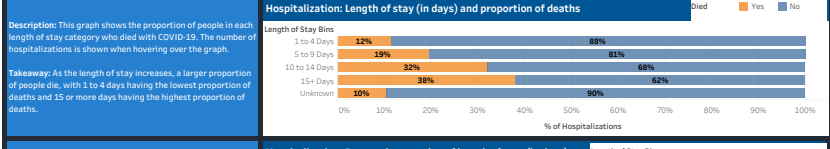
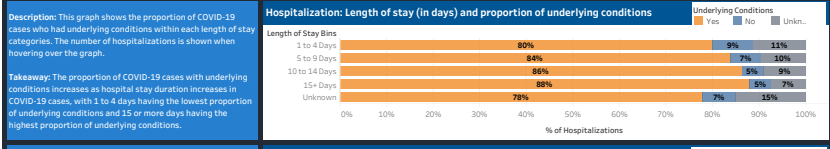
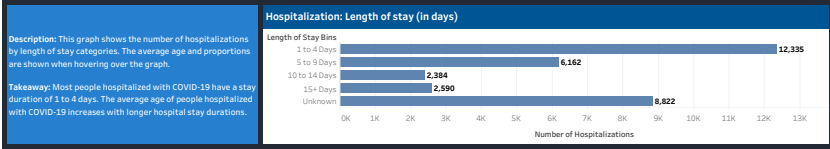
\*A/AN = American Indian or Alaska Native; Pacific Is. = Native Hawaiian or Other Pacific Islander.

During the course of the case investigation, people are asked to self-report their race, ethnicity, tribal affiliation, country of origin, or ancestry. Many people who consider themselves Hispanic or Latinx, which is an ethnicity, will use one of these or an equivalent term to describe their race, which then gets categorized as "Other" race. Currently, 80.5% of case-patients shown as "Other" race above reported that they are Hispanic or Latinx.

Rates shown on this dashboard are calculated using population estimates from the 2020 Annual Population Report from Portland State University's College of Urban & Public Affairs Population Research Center and 2019 housing and demographic data from the U.S. Census Bureau's American Community Survey (ACS).



In this dashboard, we take a closer look at the disease severity of people diagnosed with COVID-19. Below are visualizations that examine the various factors of COVID-19 related hospitalizations and deaths.



\*This dashboard reports data of complete weeks, and is updated weekly on Thursdays.  
\*Many people who consider themselves Hispanic or Latin, which is an ethnicity, will use one of these or an equivalent term to describe their race, which then gets categorized as "Other" race. Currently, 80% of case-patients shown as "Other" race reported that they are Hispanic or Latin.

**Oregon Health Authority** The Oregon Health Authority (OHA) is part of the statewide response working to address and reduce the effects of COVID-19 on the lives of Oregonians. Data presented here are from the OHA COVID Response and Recovery Unit (CRRU).

View All COVID-19 Data Dashboards | OHA COVID-19 Website

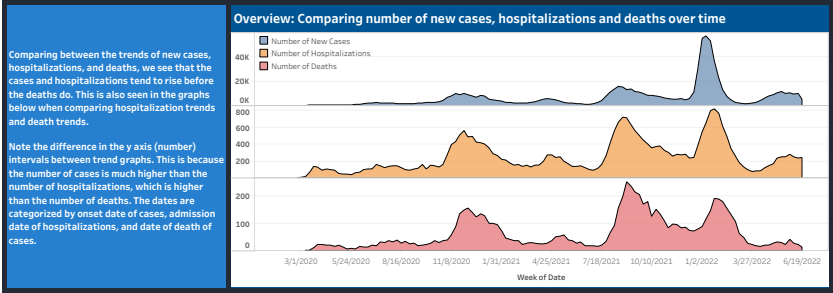
Summary Table | Contact Us

Case Count: **810K** | Deaths: **7,807** | Hospitalizations: **32,356** | Positive Tests: **1.0M** | Negative Tests: **10.9M** | Total Tests: **11.9M**

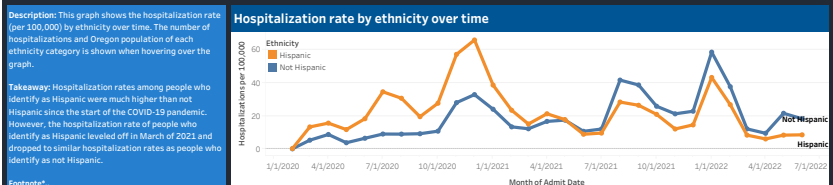
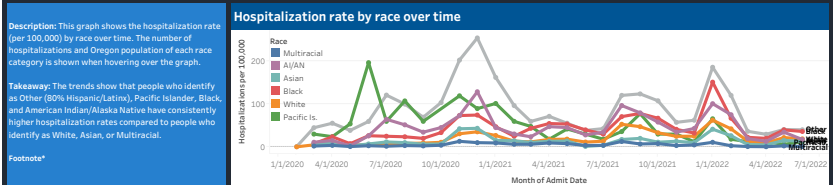
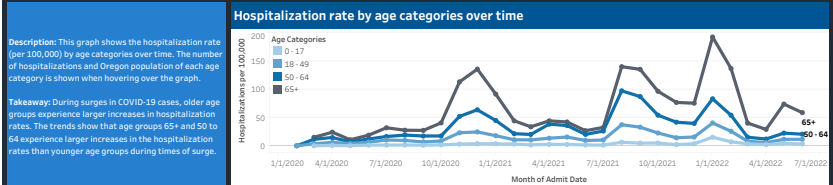
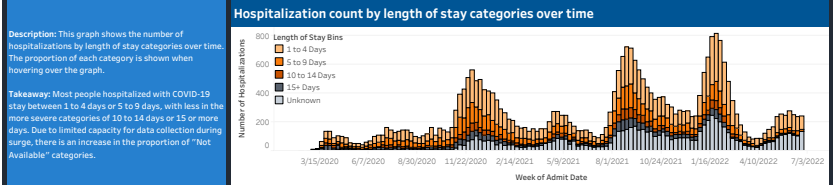
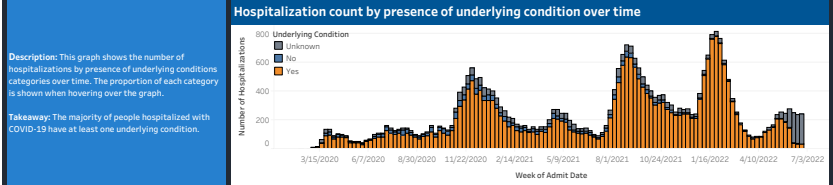
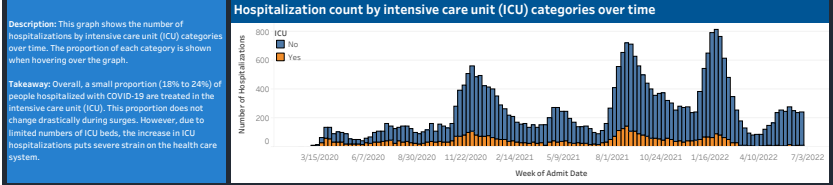
Case Demographics | Disease Severity | Severity Trends

Data current as of 12:01am 6/29/2022

In this dashboard, we take a look at the trends of hospitalizations and deaths by various factors. Some trends have been converted from counts to rate (per 100,000) for a more accurate comparison of demographics groups that have different population sizes.



**Hospitalization Trends Data** | **Death Trends Data**



This dashboard reports data of complete weeks, and is updated weekly on Thursdays.

\*Many people who consider themselves Hispanic or Latinx, which is an ethnicity, will use one of these or an equivalent term to describe their race, which then gets categorized as "Other" race. Currently, 80% of case-patients shown as "Other" race reported that they are Hispanic or Latinx.

During times of COVID-19 surge, hospitalization data ascertainment is delayed and slowed, which is why the total number of hospitalized people is lower than expected. There are likely more hospitalizations for each racial and ethnic group than displayed. However, these data are backfilled at regular intervals and will more accurately reflect the hospitalization data in the future.

The proportion of unknown racial and ethnic identity has risen over time, which decreases the accuracy of data. Because there is no population count for racial category "Unknown," rate cannot be calculated. The hospitalization count is shown in the Summary Table.

**Oregon Health Authority** The Oregon Health Authority (OHA) is part of the statewide response working to address and reduce the effects of COVID-19 on the lives of Oregonians. Data presented here are from the OHA COVID Response and Recovery Unit (CRRU).

View All COVID-19 Data Dashboards OHA COVID-19 Website

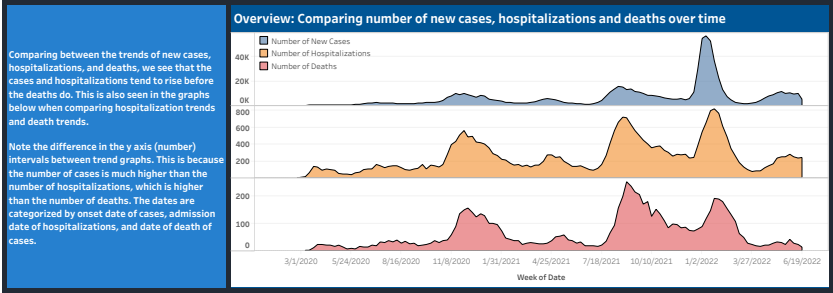
Summary Table Contact Us

Case Count: **810K** Deaths: **7,807** Hospitalizations: **32,356** Positive Tests: **1.0M** Negative Tests: **10.9M** Total Tests: **11.9M**

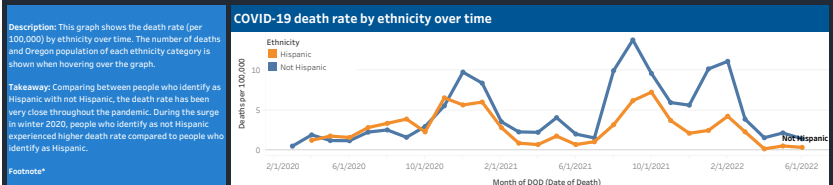
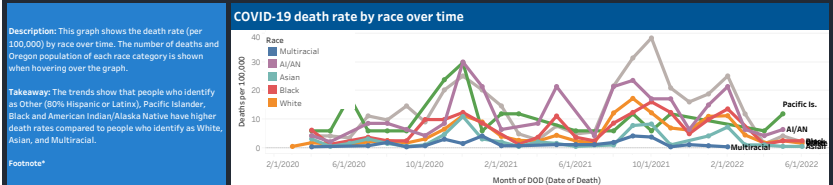
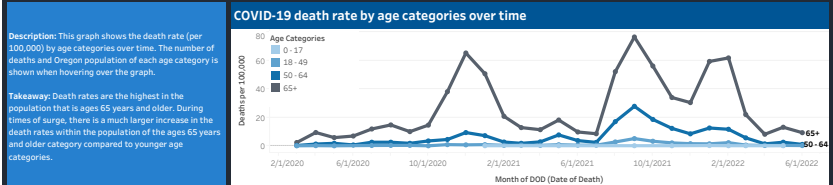
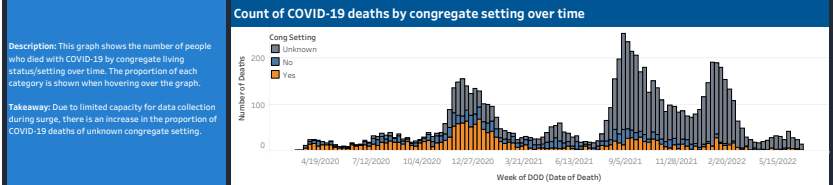
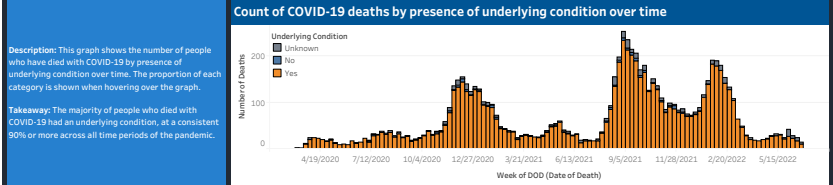
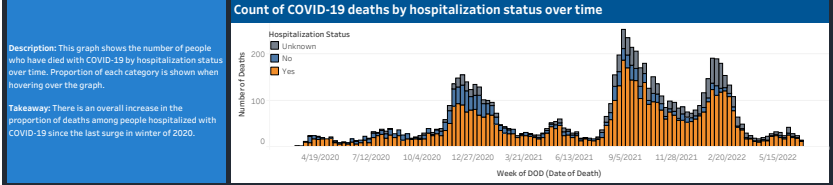
Case Demographics Disease Severity Severity Trends

Data current as of 12:01am 6/29/2022

In this dashboard, we take a look at the trends of hospitalizations and deaths by various factors. Some trends have been converted from counts to rate (per 100,000) for a more accurate comparison of demographics groups that have different population sizes.



Hospitalization Trends Data Death Trends Data



This dashboard reports data of complete weeks, and is updated weekly on Thursdays.

\*Many people who consider themselves Hispanic or Latinx, which is an ethnicity, will use one of these or an equivalent term to describe their race, which then gets categorized as "Other" race. Currently, 80% of case-patients shown as "Other" race reported that they are Hispanic or Latinx.

The proportion of unknown racial and ethnic identity has risen over time, which decreases the accuracy of data. Because there is no population count for racial category "Unknown," rate cannot be calculated. The death count is shown in the Summary Table.

This content is best viewed in desktop layout.

Data current as of 12:01am 06/29/2022

This dashboard reports data of complete weeks, and is updated weekly on Thursdays.

### Demographic Data - Hospitalization Status

#### T1. SEX

Sex Categories	Hospitalized	Not Hospitalized	Unknown
Female	15,390	139,742	257,482
Male	16,677	122,183	227,064
Non-binary		99	67
Refused/Unknown	226	6,223	19,508

#### T2. AGE

Age Categories	Hospitalized	Not Hospitalized	Unknown
9 and younger	499	22,415	43,433
10 to 19	585	35,908	65,264
20 to 29	2,040	48,156	99,246
30 to 39	2,645	45,483	91,978
40 to 49	3,236	38,997	73,946
50 to 59	4,694	31,585	57,641
60 to 69	6,450	22,997	39,005
70 to 79	6,415	13,764	21,445
80+	5,718	8,352	10,817
Null	11	590	1,346

#### T3. RACE

Race	Hospitalized	Not Hospitalized	Unknown
AI/AN	629	4,857	6,138
Asian	773	5,618	16,113
Black	1,019	5,376	11,160
Multiracial	384	4,861	6,390
Pacific Is.	236	1,773	746
White	21,639	147,011	242,030
Other	3,729	42,054	46,734
Refused/Unknown	3,884	56,697	174,810

#### T4. ETHNICITY

Ethnicity	Hospitalized	Not Hospitalized	Unknown
Hispanic	3,755	50,367	48,166
Not Hispanic	20,835	151,159	227,876
Refused/Unknown	7,703	66,721	228,079

### Demographic Data - Death Status

#### T5. SEX

Sex Categories	Alive	Deceased
Female	409,177	3,437
Male	361,618	4,306
Non-binary	166	
Refused/Unknown	25,895	62

#### T6. AGE

Age Categories	Alive	Deceased
9 and younger	66,341	6
10 to 19	101,752	5
20 to 29	149,403	39
30 to 39	139,980	126
40 to 49	115,862	317
50 to 59	93,198	722
60 to 69	67,027	1,425
70 to 79	39,695	1,929
80+	21,651	3,236
Null	1,947	

#### T7. RACE

Race	Alive	Deceased
AI/AN	11,496	128
Asian	22,370	134
Black	17,423	132
Multiracial	11,555	80
Pacific Is.	2,723	32
White	405,518	5,162
Other	92,009	508
Refused/Unknown	233,762	1,629

#### T8. ETHNICITY

Ethnicity	Alive	Deceased
Hispanic	101,860	428
Not Hispanic	395,090	4,780
Refused/Unknown	299,906	2,597

### Oregon Demographic Population Size

#### T9. Population by Sex

Sex Categories	Population
Female	2,151,558
Male	2,115,062
Non-binary	

#### T10. Population by Age

Age Categories	Population
9 and younger	466,095
10 to 19	492,325
20 to 29	562,162
30 to 39	609,086
40 to 49	546,870
50 to 59	513,922

#### T11. Population by Race

Race	Population
AI/AN	46,670
Asian	191,860
Black	80,827
Multiracial	263,548
Pacific Is.	16,800
White	3,523,635

#### T12. Population by Ethnicity

Ethnicity	Population
Hispanic	564,217
Not Hispanic	3,702,403

This content is best viewed in desktop layout.

Data current as of 12:01am 06/29/2022

This dashboard reports data of complete weeks, and is updated weekly on Thursdays.

**T1. Hospitalization Length of Stay**

Length of Stay ..	Number of Hospitalizations	Avg. Age
1 to 4 Days	12,335	63
5 to 9 Days	6,162	67
10 to 14 Days	2,384	68
15+ Days	2,590	66
Unknown	8,822	65

**T2. Hospitalization Length of Stay by Underlying Conditions**

Length of Stay ..	Underlying Cond		Unknown
	Yes	No	
1 to 4 Days	9,861	1,085	1,389
5 to 9 Days	5,169	407	586
10 to 14 Days	2,059	109	216
15+ Days	2,279	121	190
Unknown	6,859	638	1,325

**T3. Hospitalization Length of Stay by Died**

Length of Stay ..	Died		Unknown
	Yes	No	
1 to 4 Days	1,419	10,916	
5 to 9 Days	1,201	4,961	
10 to 14 Days	765	1,619	
15+ Days	983	1,607	
Unknown	923	7,899	

**T4. Hospitalization Race by Length of Stay**

Race	1 to 4 Days	5 to 9 Days	10 to 14 Days	15+ Days	Unknown
Multiracial	150	69	23	44	98
Pacific Is.	95	56	28	22	35
Other	1,559	728	282	358	802
Black	375	109	56	81	398
Asian	285	127	47	53	261
White	8,194	4,240	1,664	1,690	5,851
AI/AN	265	103	41	43	177
Refused/Unknown	1,412	730	243	299	1,200

**T5. Hospitalization Ethnicity by Length of Stay**

Ethnicity	Length of Stay Bins				Unknown
	1 to 4 Days	5 to 9 Days	10 to 14 Days	15+ Days	
Hispanic	1,546	765	272	356	816
Not Hispanic	7,932	3,937	1,540	1,611	5,815
Refused/Unknown	2,857	1,460	572	623	2,191

**T6. Population of Cases: Hospitalized or Died vs Not**

Hospitalized/Died	Not Hospitalized/Died
34,807	769,855

**T7. Hospitalized or Died vs Not: Underlying Conditions**

Symptoms/Underlying Conditions	Hospitalized/Died	Not Hospitalized/Died
UC Cardiovascular No	5,006	27,386
UC Cardiovascular Unknown	22,679	729,855
UC Cardiovascular Yes	7,122	12,614
UC Chronic Liver No	10,691	34,921
UC Chronic Liver Unknown	23,539	733,667
UC Chronic Liver Yes	577	1,267
UC Chronic Lung No	7,881	27,471
UC Chronic Lung Unknown	22,969	724,367
UC Chronic Lung Yes	3,957	18,017
UC Chronic Other No	6,767	23,049
UC Chronic Other Unknown	23,584	733,780
UC Chronic Other Yes	4,456	13,076

**T8. Hospitalized or Died vs Not: Symptoms**

Symptoms/Underlying Conditions	Hospitalized/Died vs No	
	Hospitalized/Died	Not Hospitalized/Died
Abdominal Symptoms No	6,134	115,152
Abdominal Symptoms Unknown	27,172	637,911
Abdominal Symptoms Yes	5,416	59,816
Aches No	3,351	60,006
Aches Unknown	26,069	617,594
Aches Yes	5,387	92,265
Any Symptoms No	2,596	30,932
Any Symptoms Unknown	14,593	504,110
Any Symptoms Yes	17,618	234,813
Ards No	5,876	110,064
Ards Unknown	26,437	660,677

**T9. Population of Cases: Hospitalized**

32,293
--------

**T10. Population of Cases: Died**

7,805
-------

**T9.1 Hospitalized: Symptoms and Underlying Conditions**

Symptoms/Underlying Conditions	
Abdominal Symptoms No	5,795
Abdominal Symptoms Unknown	25,026
Abdominal Symptoms Yes	5,264
Aches No	3,112
Aches Unknown	23,976
Aches Yes	5,205
Any Symptoms No	2,317
Any Symptoms Unknown	13,280
Any Symptoms Yes	16,696
Ards No	5,524
Ards Unknown	24,290
Ards Yes	2,479

**T10.1 Died: Symptoms and Underlying Conditions**

Symptoms/Underlying Conditions	
Abdominal Symptoms No	1,124
Abdominal Symptoms Unknown	6,455
Abdominal Symptoms Yes	940
Aches No	704
Aches Unknown	6,237
Aches Yes	864
Any Symptoms No	498
Any Symptoms Unknown	3,172
Any Symptoms Yes	4,135
Ards No	1,007
Ards Unknown	5,794
Ards Yes	1,004

This content is best viewed in desktop layout.

Data current as of 12:01am 06/29/2022

This dashboard reports data of complete weeks, and is updated weekly on Thursdays.

## New Cases vs Hospitalizations vs Deaths Trends

### T1. New Cases vs Hospitalizations vs Deaths

Week of Date	Number of New Cases	Number of Deaths	Number of Hospitalizations
Null		4	1,640
January 26, 2020	1		
February 9, 2020	3		1
February 23, 2020	7		2
February 23, 2020	26		7
March 1, 2020	83		16
March 8, 2020	222	2	16

## Hospitalization Trends by Various Factors

### T2. Intensive Care Unit(ICU)

Week of Admit Date	ICU	
	No	Yes
Null	1,514	126
February 9, 2020	1	
February 23, 2020	4	1
March 1, 2020	4	3
March 8, 2020	11	4
March 15, 2020	38	26
March 22, 2020	76	57
March 29, 2020	78	54
April 5, 2020	59	29
April 12, 2020	74	29
April 19, 2020	68	31

### T3. Underlying Conditions

Week of Admit Date	ICU	
	No	Yes
Null	1,514	126
February 9, 2020	1	
February 23, 2020	4	1
March 1, 2020	4	3
March 8, 2020	11	4
March 15, 2020	38	26
March 22, 2020	76	57
March 29, 2020	78	54
April 5, 2020	59	29
April 12, 2020	74	29
April 19, 2020	68	31

### T4. Length of Stay

Week of Admit Date	Length of Stay Bins				
	1 to 4 Days	5 to 9 Days	10 to 14 ..	15+ Days	Unknown
Null					1,640
February 9, 2020				1	
February 23, 2020	1			1	
March 1, 2020	2	2	1	1	1
March 8, 2020	2	6	1	4	2
March 15, 2020	27	15	8	13	1
March 22, 2020	49	32	15	35	2
March 29, 2020	51	31	16	33	1
April 5, 2020	41	12	17	13	5
April 12, 2020	42	16	11	24	10
April 19, 2020	46	30	9	11	3

### T5. Age Categories

Week of Admit Date	Null	Age Categories			
		0 - 17	18 - 49	50 - 64	65+
Null	6	94	530	332	678
February 9, 2020			1		
February 23, 2020			1	1	
March 1, 2020				1	6
March 8, 2020			3	4	8
March 15, 2020			17	16	31
March 22, 2020			1	32	47
March 29, 2020			2	27	44
April 5, 2020			1	21	28
April 12, 2020			2	34	25
April 19, 2020			2	24	24

### T6. Race

Week of Admit ..	Race						
	AI/AN	Asian	Black	Multi..	Other	Pacif..	Refu... White
Null	35	19	26	18	155	7	306 1,074
February 9, 2020							1
February 23, 20..							1
March 1, 2020					1		1 5
March 8, 2020		2			2		1 10
March 15, 2020				1	17	1	5 40
March 22, 2020	4	6	6	3	31	1	4 78
March 29, 2020	2	11	5	1	23	4	3 83
April 5, 2020	2	5	1		22	1	3 54
April 12, 2020	1	5	7	5	17	1	67
April 19, 2020	2	2	4	4	17	1	2 67

### T7. Ethnicity

Week of Admit Date	Ethnicity		
	Hispanic	Not Hispanic	Refused/Unknown
Null	186	954	500
February 9, 2020		1	
February 23, 2020		1	
March 1, 2020		5	1
March 8, 2020		3	11
March 15, 2020		18	42
March 22, 2020		39	91
March 29, 2020		26	100
April 5, 2020		23	61
April 12, 2020		18	81
April 19, 2020		20	79

## Deaths Trends by Various Factors

### T8. Hospitalization Status

Day of DOD	Hosp		
	Yes	No	Unknown
Null	1	1	2
March 14, 2020	1	1	
March 17, 2020	1		
March 20, 2020	1		
March 22, 2020	2	1	
March 23, 2020	2		
March 24, 2020	2		
March 25, 2020	1	1	
March 27, 2020	1		
March 28, 2020	1		
March 29, 2020	2	2	

### T9. Underlying Conditions

Week of DOD	Underlying Cond		
	Yes	No	Unknown
Null	2		2
March 8, 2020	1	1	
March 15, 2020	2		
March 22, 2020	10		1
March 29, 2020	20		3
April 5, 2020	23		
April 12, 2020	22		
April 19, 2020	20		
April 26, 2020	15		1
May 3, 2020	19	1	1
May 10, 2020	12		1

### T10. Congregate Setting

Week of DOD	Cong Setting		
	Yes	No	Unknown
Null	1		3
March 8, 2020		2	
March 15, 2020		2	
March 22, 2020	6	5	
March 29, 2020	14	6	3
April 5, 2020	15	7	1
April 12, 2020	10	11	1
April 19, 2020	13	7	
April 26, 2020	12	4	
May 3, 2020	12	8	1
May 10, 2020	7	3	3

### T11. Age Categories

Day of DOD	Age Categories		
	0 - 17	18 - 49	50 - 64
Null		3	1
March 14, 2020		1	1
March 17, 2020			1
March 20, 2020			1
March 22, 2020			3
March 23, 2020		1	1
March 24, 2020			2
March 25, 2020			2
March 27, 2020			1
March 28, 2020			1
March 29, 2020			4

### T12. Race

Week of DOD	Race						
	AI/AN	Asian	Black	Multi..	Other	Pacif..	Refu... White
Null							2 2
March 8, 2020							2
March 15, 2020							2
March 22, 2020							2 9
March 29, 2020	1		1		1		4 16
April 5, 2020		3	2		1		17
April 12, 2020			2	1	3		2 14
April 19, 2020	1	3			1	1	14
April 26, 2020							16
May 3, 2020	1	1			4		1 14
May 10, 2020			1		1	3	8

### T13. Ethnicity

Week of DOD	Ethnicity		
	Hispanic	Not Hispanic	Refused/Unknown
Null		1	3
March 8, 2020		2	
March 15, 2020		2	
March 22, 2020		10	1
March 29, 2020	2	15	6
April 5, 2020	1	20	2
April 12, 2020	3	16	3
April 19, 2020	1	17	2
April 26, 2020		15	1
May 3, 2020	5	15	1
May 10, 2020	1	10	2



## T1. Hospitalization Length of Stay

Length of Stay Bins	Number of Hospitalizations	Avg. Age
1 to 4 Days	12,335	63
5 to 9 Days	6,162	67
10 to 14 Days	2,384	68
15+ Days	2,590	66
Unknown	8,822	65

**T10.  
Popu-  
lation  
of  
Cases:  
Died**

7,805

## T10.1

### Died: Symptoms and Underlying Conditions

Symptoms/Underlying Conditions	
Abdominal Symptoms No	1,124
Abdominal Symptoms Unknown	6,455
Abdominal Symptoms Yes	940
Aches No	704
Aches Unknown	6,237
Aches Yes	864
Any Symptoms No	498
Any Symptoms Unknown	3,172
Any Symptoms Yes	4,135
Ards No	1,007
Ards Unknown	5,794
Ards Yes	1,004
Cough No	534
Cough Unknown	5,126
Cough Yes	2,145
Fever No	841
Fever Unknown	5,582
Fever Yes	1,382
Headache No	873
Headache Unknown	6,430
Headache Yes	502
Loss of Smell No	1,073
Loss of Smell Unknown	6,393
Loss of Smell Yes	339
Other Symptoms No	1,217
Other Symptoms Unknown	6,082
Other Symptoms Yes	995
Pneumonia or Abnormal X-Ray No	1,086
Pneumonia or Abnormal X-Ray Unknown	4,984
Pneumonia or Abnormal X-Ray Yes	1,859
Shortness of Breath No	717
Shortness of Breath Unknown	4,879
Shortness Of Breath Yes	2,209
UC Cardiovascular No	1,793
UC Cardiovascular Unknown	2,693
UC Cardiovascular Yes	3,319
UC Chronic Liver No	4,537
UC Chronic Liver Unknown	3,038
UC Chronic Liver Yes	230
UC Chronic Lung No	3,372
UC Chronic Lung Unknown	2,868
UC Chronic Lung Yes	1,565

## T10.1

### Died: Symptoms and Underlying Conditions

Symptoms/Underlying Conditions	
UC Chronic Other No	2,808
UC Chronic Other Unknown	3,056
UC Chronic Other Yes	1,941
UC Chronic Renal No	3,497
UC Chronic Renal Unknown	2,973
UC Chronic Renal Yes	1,335
UC Diabetes No	3,086
UC Diabetes Unknown	2,905
UC Diabetes Yes	1,814
UC Immunocomp No	4,285
UC Immunocomp Unknown	2,989
UC Immunocomp Yes	531
UC Neurological No	2,947
UC Neurological Unknown	3,056
UC Neurological Yes	1,802
UC Obese No	3,835
UC Obese Unknown	2,968
UC Obese Yes	1,002
UC Smoker Current No	4,539
UC Smoker Current Unknown	3,046
UC Smoker Current Yes	220
UC Smoker Former No	4,037
UC Smoker Former Unknown	3,019
UC Smoker Former Yes	749
UC Status No	150
UC Status Unknown	452
UC Status Yes	7,203

## T2. Hospitalization Length of Stay by Underlying Conditions

Length of Stay ..	Underlying Cond		
	Yes	No	Unknown
1 to 4 Days	9,861	1,085	1,389
5 to 9 Days	5,169	407	586
10 to 14 Days	2,059	109	216
15+ Days	2,279	121	190
Unknown	6,859	638	1,325

### T3. Hospitalization Length of Stay by Died

Length of Stay ..	Died	
	Yes	No
1 to 4 Days	1,419	10,916
5 to 9 Days	1,201	4,961
10 to 14 Days	765	1,619
15+ Days	983	1,607
Unknown	923	7,899

#### T4. Hospitalization Race by Length of Stay

Race	1 to 4 Days	5 to 9 Days	10 to 14 Days	15+ Days	Unkno..
Multiracial	150	69	23	44	98
Pacific Is.	95	56	28	22	35
Other	1,559	728	282	358	802
Black	375	109	56	81	398
Asian	285	127	47	53	261
White	8,194	4,240	1,664	1,690	5,851
AI/AN	265	103	41	43	177
Refused/Unknown	1,412	730	243	299	1,200

## T5. Hospitalization Ethnicity by Length of Stay

Ethnicity	Length of Stay Bins				Unkno..
	1 to 4 Days	5 to 9 Days	10 to 14 Days	15+ Days	
Hispanic	1,546	765	272	356	816
Not Hispanic	7,932	3,937	1,540	1,611	5,815
Refused/Unknown	2,857	1,460	572	623	2,191



## T6. Population of Cases: Hospitalized or Died vs Not

Hospitalized/Died	Not Hospitalized/Died
34,807	769,855

## T7. Hospitalized or Died vs Not: Underlying Conditions

Symptoms/Underlying Conditions	Hospitalized/Died	Not Hospitalized/Died
UC Cardiovascular No	5,006	27,386
UC Cardiovascular Unknown	22,679	729,855
UC Cardiovascular Yes	7,122	12,614
UC Chronic Liver No	10,691	34,921
UC Chronic Liver Unknown	23,539	733,667
UC Chronic Liver Yes	577	1,267
UC Chronic Lung No	7,881	27,471
UC Chronic Lung Unknown	22,969	724,367
UC Chronic Lung Yes	3,957	18,017
UC Chronic Other No	6,767	23,049
UC Chronic Other Unknown	23,584	733,780
UC Chronic Other Yes	4,456	13,026
UC Chronic Renal No	8,888	34,112
UC Chronic Renal Unknown	23,429	733,553
UC Chronic Renal Yes	2,490	2,190
UC Diabetes No	7,010	28,500
UC Diabetes Unknown	22,833	729,506
UC Diabetes Yes	4,964	11,849
UC Immunocomp No	10,156	33,426
UC Immunocomp Unknown	23,383	732,254
UC Immunocomp Yes	1,268	4,175
UC Neurological No	8,236	31,244
UC Neurological Unknown	23,592	733,921
UC Neurological Yes	2,979	4,690
UC Obese No	8,339	28,535
UC Obese Unknown	23,151	729,850
UC Obese Yes	3,317	11,470
UC Smoker Current No	10,469	31,991
UC Smoker Current Unknown	23,454	729,084
UC Smoker Current Yes	884	8,780
UC Smoker Former No	9,193	28,523
UC Smoker Former Unknown	23,317	727,837
UC Smoker Former Yes	2,297	13,495
UC Status No	2,406	108,657
UC Status Unknown	3,866	97,338
UC Status Yes	28,535	563,860

## T8. Hospitalized or Died vs Not: Symptoms

Symptoms/Underlying Conditions	Hospitalized/Died vs No	
	Hospitalized/Died	Not Hospitalized/Died
Abdominal Symptoms No	6,134	115,152
Abdominal Symptoms Unknown	27,172	637,911
Abdominal Symptoms Yes	5,416	59,816
Aches No	3,351	60,006
Aches Unknown	26,069	617,584
Aches Yes	5,387	92,265
Any Symptoms No	2,596	30,932
Any Symptoms Unknown	14,593	504,110
Any Symptoms Yes	17,618	234,813
Ards No	5,876	110,064
Ards Unknown	26,437	659,677
Ards Yes	2,494	114
Cough No	2,573	54,143
Cough Unknown	22,492	590,855
Cough Yes	9,742	124,857
Fever No	4,391	95,707
Fever Unknown	24,046	605,781
Fever Yes	6,370	68,367
Headache No	3,781	52,228
Headache Unknown	26,736	616,961
Headache Yes	4,290	100,666
Loss of Smell No	5,453	87,030
Loss of Smell Unknown	26,303	608,310
Loss of Smell Yes	3,051	74,515
Other Symptoms No	6,699	114,053
Other Symptoms Unknown	25,480	603,150
Other Symptoms Yes	6,231	130,222
Pneumonia or Abnormal X-Ray No	6,159	138,409
Pneumonia or Abnormal X-Ray Unk..	22,999	629,665
Pneumonia or Abnormal X-Ray Yes	6,310	3,194
Shortness of Breath No	4,034	117,266
Shortness of Breath Unknown	22,167	611,658
Shortness Of Breath Yes	8,606	40,931

**T9.  
Popu-  
lation  
of  
Cases:  
Hospi-  
talized**

32,293

## T9.1

### Hospitalized: Symptoms and Underlying Conditions

Symptoms/Underlying Conditions	
Abdominal Symptoms No	5,795
Abdominal Symptoms Unknown	25,026
Abdominal Symptoms Yes	5,264
Aches No	3,112
Aches Unknown	23,976
Aches Yes	5,205
Any Symptoms No	2,317
Any Symptoms Unknown	13,280
Any Symptoms Yes	16,696
Ards No	5,524
Ards Unknown	24,290
Ards Yes	2,479
Cough No	2,373
Cough Unknown	20,665
Cough Yes	9,255
Fever No	4,112
Fever Unknown	22,136
Fever Yes	6,045
Headache No	3,497
Headache Unknown	24,605
Headache Yes	4,191
Loss of Smell No	5,106
Loss of Smell Unknown	24,210
Loss of Smell Yes	2,977
Other Symptoms No	6,338
Other Symptoms Unknown	23,442
Other Symptoms Yes	5,984
Pneumonia or Abnormal X-Ray No	5,722
Pneumonia or Abnormal X-Ray Un..	20,969
Pneumonia or Abnormal X-Ray Yes	6,250
Shortness of Breath No	3,729
Shortness of Breath Unknown	20,250
Shortness Of Breath Yes	8,314
UC Cardiovascular No	4,361
UC Cardiovascular Unknown	21,784
UC Cardiovascular Yes	6,148
UC Chronic Liver No	9,238
UC Chronic Liver Unknown	22,526
UC Chronic Liver Yes	529
UC Chronic Lung No	6,747
UC Chronic Lung Unknown	22,008
UC Chronic Lung Yes	3,538

## T9.1

### Hospitalized: Symptoms and Underlying Conditions

Symptoms/Underlying Conditions	
UC Chronic Other No	5,827
UC Chronic Other Unknown	22,566
UC Chronic Other Yes	3,900
UC Chronic Renal No	7,729
UC Chronic Renal Unknown	22,435
UC Chronic Renal Yes	2,129
UC Diabetes No	5,932
UC Diabetes Unknown	21,858
UC Diabetes Yes	4,503
UC Immunocomp No	8,758
UC Immunocomp Unknown	22,389
UC Immunocomp Yes	1,146
UC Neurological No	7,521
UC Neurological Unknown	22,574
UC Neurological Yes	2,198
UC Obese No	7,011
UC Obese Unknown	22,157
UC Obese Yes	3,125
UC Smoker Current No	9,009
UC Smoker Current Unknown	22,439
UC Smoker Current Yes	845
UC Smoker Former No	7,855
UC Smoker Former Unknown	22,304
UC Smoker Former Yes	2,134
UC Status No	2,360
UC Status Unknown	3,706
UC Status Yes	26,227

## T5. Age Categories

Week of Admit Date	Age Categories				
	Null	0 - 17	18 - 49	50 - 64	65+
Null	6	94	530	332	678
February 9, 2020			1		
February 23, 2020			1	1	
March 1, 2020				1	6
March 8, 2020			3	4	8
March 15, 2020			17	16	31
March 22, 2020		1	32	47	53
March 29, 2020		2	27	44	59
April 5, 2020		1	21	28	38
April 12, 2020		2	34	25	42
April 19, 2020		2	24	24	49
April 26, 2020			30	21	40
May 3, 2020		1	12	19	23
May 10, 2020		1	13	10	24
May 17, 2020		1	19	12	17
May 24, 2020			18	8	12
May 31, 2020		2	21	14	20
June 7, 2020		1	21	21	25
June 14, 2020		2	26	21	47
June 21, 2020		5	33	22	45
June 28, 2020		1	39	30	37
July 5, 2020		3	59	28	71
July 12, 2020		4	36	42	58
July 19, 2020		2	40	26	55
July 26, 2020		3	39	28	64
August 2, 2020		2	50	45	45
August 9, 2020		5	45	29	65
August 16, 2020		5	32	33	54
August 23, 2020		1	27	32	38
August 30, 2020		1	30	19	40
September 6, 2020		2	30	28	42
September 13, 2020		4	21	34	57
September 20, 2020		2	45	44	70
September 27, 2020		2	24	23	56
October 4, 2020		6	32	33	83
October 11, 2020		2	40	39	61
October 18, 2020		4	38	18	71
October 25, 2020		2	36	39	85
November 1, 2020		5	75	72	126
November 8, 2020	1	7	103	85	193
November 15, 2020		5	105	98	220
November 22, 2020		7	107	116	275
November 29, 2020		8	116	122	316
December 6, 2020		11	107	120	246

## T5. Age Categories

Week of Admit Date	Age Categories				
	Null	0 - 17	18 - 49	50 - 64	65+
December 13, 2020		5	98	127	263
December 20, 2020		5	92	99	224
December 27, 2020		7	98	95	212
January 3, 2021		5	102	99	195
January 10, 2021		9	72	89	183
January 17, 2021		8	59	69	153
January 24, 2021		8	53	61	139
January 31, 2021		10	56	45	107
February 7, 2021		6	60	47	95
February 14, 2021		9	36	37	88
February 21, 2021		4	43	37	70
February 28, 2021		3	43	39	76
March 7, 2021		3	42	35	54
March 14, 2021		2	48	33	69
March 21, 2021		5	39	34	54
March 28, 2021		6	42	45	57
April 4, 2021		4	48	51	49
April 11, 2021		3	53	66	78
April 18, 2021		7	63	85	118
April 25, 2021		5	82	84	101
May 2, 2021		7	78	72	86
May 9, 2021		4	79	74	89
May 16, 2021		6	54	58	76
May 23, 2021		5	45	54	64
May 30, 2021		3	38	49	49
June 6, 2021		1	41	43	52
June 13, 2021		1	45	34	62
June 20, 2021		7	40	34	43
June 27, 2021		2	35	24	38
July 4, 2021		2	26	29	32
July 11, 2021		2	35	28	47
July 18, 2021		4	43	52	61
July 25, 2021		3	70	85	109
August 1, 2021		11	107	112	177
August 8, 2021		11	156	161	227
August 15, 2021		13	168	180	293
August 22, 2021		14	165	224	317
August 29, 2021		10	185	193	323
September 5, 2021		15	167	176	269
September 12, 2021		9	138	170	241
September 19, 2021		5	124	129	238
September 26, 2021		11	107	120	204
October 3, 2021	1	9	95	105	189
October 10, 2021		4	90	97	163



## T5. Age Categories

Week of Admit Date	Age Categories				
	Null	0 - 17	18 - 49	50 - 64	65+
October 17, 2021		11	85	100	171
October 24, 2021		12	95	85	183
October 31, 2021		8	66	94	153
November 7, 2021		4	59	69	168
November 14, 2021		2	51	70	132
November 21, 2021	1	6	67	80	126
November 28, 2021		6	64	62	141
December 5, 2021		4	60	79	133
December 12, 2021		4	50	66	115
December 19, 2021		8	54	60	117
December 26, 2021		15	94	80	191
January 2, 2022	1	26	138	103	274
January 9, 2022		30	179	141	299
January 16, 2022		35	166	180	409
January 23, 2022		25	194	171	422
January 30, 2022	1	30	156	151	427
February 6, 2022		18	147	136	311
February 13, 2022		13	114	103	252
February 20, 2022		12	75	65	195
February 27, 2022		15	58	41	141
March 6, 2022		10	44	26	99
March 13, 2022		5	31	25	70
March 20, 2022		1	23	23	48
March 27, 2022		3	25	24	27
April 3, 2022		2	28	12	41
April 10, 2022		5	20	22	38
April 17, 2022		7	26	20	67
April 24, 2022		6	25	33	83
May 1, 2022		6	37	33	89
May 8, 2022		11	46	38	141
May 15, 2022		9	49	44	150
May 22, 2022		6	48	43	149
May 29, 2022		11	67	44	154
June 5, 2022		9	61	47	132
June 12, 2022		4	58	48	124
June 19, 2022		11	54	40	135

## T1. New Cases vs Hospitalizations vs Deaths

Week of Date	Number of New Cases	Number of Deaths	Number of Hospitalizations
Null		4	1,640
January 26, 2020	1		
February 9, 2020	3		1
February 16, 2020	7		
February 23, 2020	26		2
March 1, 2020	83		7
March 8, 2020	222	2	15
March 15, 2020	434	2	64
March 22, 2020	456	11	133
March 29, 2020	437	23	132
April 5, 2020	341	23	88
April 12, 2020	356	22	103
April 19, 2020	380	20	99
April 26, 2020	413	16	91
May 3, 2020	421	21	55
May 10, 2020	354	13	48
May 17, 2020	300	8	49
May 24, 2020	407	10	38
May 31, 2020	797	8	57
June 7, 2020	1,262	16	68
June 14, 2020	1,375	13	96
June 21, 2020	1,839	14	105
June 28, 2020	2,040	22	107
July 5, 2020	2,484	18	161
July 12, 2020	2,241	32	140
July 19, 2020	2,145	31	123
July 26, 2020	2,117	37	134
August 2, 2020	1,933	33	142
August 9, 2020	1,763	39	144
August 16, 2020	1,645	27	124
August 23, 2020	1,416	36	98
August 30, 2020	1,395	25	90
September 6, 2020	1,430	28	102
September 13, 2020	1,829	18	116
September 20, 2020	1,976	21	161
September 27, 2020	2,383	23	105
October 4, 2020	2,437	29	154
October 11, 2020	2,375	38	142
October 18, 2020	3,074	31	131
October 25, 2020	4,308	37	162
November 1, 2020	6,652	39	278
November 8, 2020	7,894	58	389
November 15, 2020	9,750	88	428
November 22, 2020	8,946	135	505
November 29, 2020	9,682	148	562
December 6, 2020	8,664	155	484
December 13, 2020	8,027	140	493
December 20, 2020	6,811	123	420
December 27, 2020	8,537	134	412
January 3, 2021	8,038	128	401
January 10, 2021	5,461	101	353
January 17, 2021	4,642	99	289
January 24, 2021	4,037	95	261
January 31, 2021	3,435	72	218
February 7, 2021	2,747	47	208
February 14, 2021	2,647	43	170
February 21, 2021	2,209	38	154
February 28, 2021	1,892	37	161
March 7, 2021	1,985	23	134
March 14, 2021	2,149	28	152
March 21, 2021	2,533	31	132
March 28, 2021	3,225	28	150
April 4, 2021	4,159	25	152

## T1. New Cases vs Hospitalizations vs Deaths

Week of Date	Number of New Cases	Number of Deaths	Number of Hospitalizations
April 11, 2021	5,042	25	200
April 18, 2021	5,732	29	273
April 25, 2021	5,299	38	272
May 2, 2021	4,474	51	243
May 9, 2021	3,741	54	246
May 16, 2021	2,828	59	194
May 23, 2021	2,165	40	168
May 30, 2021	1,849	37	139
June 6, 2021	1,627	29	137
June 13, 2021	1,561	32	142
June 20, 2021	1,227	18	124
June 27, 2021	1,242	19	99
July 4, 2021	1,587	18	89
July 11, 2021	2,593	16	112
July 18, 2021	4,247	21	160
July 25, 2021	7,641	36	267
August 1, 2021	10,874	65	407
August 8, 2021	13,550	92	555
August 15, 2021	15,714	155	654
August 22, 2021	14,978	198	720
August 29, 2021	12,834	252	711
September 5, 2021	13,566	235	627
September 12, 2021	11,385	214	558
September 19, 2021	11,052	205	496
September 26, 2021	9,777	170	442
October 3, 2021	8,411	179	399
October 10, 2021	8,126	125	354
October 17, 2021	7,981	151	367
October 24, 2021	7,120	135	375
October 31, 2021	6,295	109	321
November 7, 2021	5,834	84	300
November 14, 2021	5,119	98	255
November 21, 2021	5,106	95	280
November 28, 2021	5,748	83	273
December 5, 2021	4,860	86	276
December 12, 2021	5,611	75	235
December 19, 2021	10,971	72	239
December 26, 2021	29,200	78	380
January 2, 2022	54,493	88	542
January 9, 2022	56,533	116	649
January 16, 2022	52,665	146	790
January 23, 2022	36,199	191	812
January 30, 2022	22,322	189	765
February 6, 2022	13,235	179	612
February 13, 2022	7,109	153	482
February 20, 2022	4,473	132	347
February 27, 2022	2,747	108	255
March 6, 2022	1,975	63	179
March 13, 2022	1,478	48	131
March 20, 2022	1,577	29	95
March 27, 2022	1,964	23	79
April 3, 2022	2,779	18	83
April 10, 2022	4,422	16	85
April 17, 2022	6,280	20	120
April 24, 2022	7,971	22	147
May 1, 2022	9,036	28	165
May 8, 2022	10,494	32	236
May 15, 2022	11,648	31	252
May 22, 2022	9,847	24	246
May 29, 2022	10,388	41	276
June 5, 2022	9,563	27	249
June 12, 2022	10,139	23	234
June 19, 2022	5,331	14	240

## T10. Congregate Setting

Week of DOD	Cong Setting		
	Yes	No	Unkno..
Null	1		3
March 8, 2020		2	
March 15, 2020		2	
March 22, 2020	6	5	
March 29, 2020	14	6	3
April 5, 2020	15	7	1
April 12, 2020	10	11	1
April 19, 2020	13	7	
April 26, 2020	12	4	
May 3, 2020	12	8	1
May 10, 2020	7	3	3
May 17, 2020	6	2	
May 24, 2020	5	3	2
May 31, 2020	4	3	1
June 7, 2020	12	3	1
June 14, 2020	9	2	2
June 21, 2020	11	2	1
June 28, 2020	13	6	3
July 5, 2020	10	6	2
July 12, 2020	14	12	6
July 19, 2020	11	13	7
July 26, 2020	18	13	6
August 2, 2020	16	9	8
August 9, 2020	21	11	7
August 16, 2020	18	8	1
August 23, 2020	18	14	4
August 30, 2020	14	7	4
September 6, 2020	20	5	3
September 13, 2020	11	4	3
September 20, 2020	9	7	5
September 27, 2020	16	6	1
October 4, 2020	20	6	3
October 11, 2020	22	12	4
October 18, 2020	8	11	12
October 25, 2020	17	15	5
November 1, 2020	18	14	7
November 8, 2020	22	14	22
November 15, 2020	29	20	39
November 22, 2020	53	29	53
November 29, 2020	58	18	72
December 6, 2020	60	14	81
December 13, 2020	63	24	53
December 20, 2020	51	25	47
December 27, 2020	56	22	56

## T10. Congregate Setting

Week of DOD	Cong Setting		
	Yes	No	Unkno..
January 3, 2021	68	26	34
January 10, 2021	46	16	39
January 17, 2021	39	21	39
January 24, 2021	41	23	31
January 31, 2021	29	18	25
February 7, 2021	19	9	19
February 14, 2021	15	10	18
February 21, 2021	18	6	14
February 28, 2021	17	13	7
March 7, 2021	7	9	7
March 14, 2021	10	6	12
March 21, 2021	13	11	7
March 28, 2021	6	16	6
April 4, 2021	3	10	12
April 11, 2021	5	7	13
April 18, 2021	5	9	15
April 25, 2021	4	14	20
May 2, 2021	5	14	32
May 9, 2021	5	22	27
May 16, 2021	4	17	38
May 23, 2021	5	11	24
May 30, 2021	9	10	18
June 6, 2021	4	5	20
June 13, 2021	3	16	13
June 20, 2021	3	7	8
June 27, 2021	10	4	5
July 4, 2021	5	7	6
July 11, 2021		5	11
July 18, 2021	1	9	11
July 25, 2021	11	10	15
August 1, 2021	10	11	44
August 8, 2021	13	11	68
August 15, 2021	21	25	109
August 22, 2021	17	19	162
August 29, 2021	12	33	207
September 5, 2021	26	21	188
September 12, 2021	27	17	170
September 19, 2021	23	16	166
September 26, 2021	29	13	128
October 3, 2021	19	16	144
October 10, 2021	18	7	100
October 17, 2021	25	15	111
October 24, 2021	22	13	100
October 31, 2021	14	11	84

## T10. Congregate Setting

Week of DOD	Cong Setting		
	Yes	No	Unkno..
November 7, 2021	8	11	65
November 14, 2021	6	18	74
November 21, 2021	13	13	69
November 28, 2021	4	10	69
December 5, 2021	14	11	61
December 12, 2021	10	14	51
December 19, 2021	3	11	58
December 26, 2021	10	5	63
January 2, 2022	2	5	81
January 9, 2022	8	6	102
January 16, 2022	15	5	126
January 23, 2022	9		182
January 30, 2022	28	8	153
February 6, 2022	15	3	161
February 13, 2022	11	4	138
February 20, 2022	12	2	118
February 27, 2022	17	4	87
March 6, 2022	7		56
March 13, 2022	3	3	42
March 20, 2022	8	1	20
March 27, 2022	1	1	21
April 3, 2022	2	3	13
April 10, 2022	1	2	13
April 17, 2022	1	2	17
April 24, 2022	1		21
May 1, 2022	5		23
May 8, 2022	3		29
May 15, 2022	1	2	28
May 22, 2022	2	3	19
May 29, 2022	6		35
June 5, 2022	4		23
June 12, 2022	2	2	19
June 19, 2022	2		12

## T11. Age Categories

Day of DOD	Age Categories			
	0 - 17	18 - 49	50 - 64	65+
Null			3	1
March 14, 2020			1	1
March 17, 2020				1
March 20, 2020				1
March 22, 2020				3
March 23, 2020			1	1
March 24, 2020				2
March 25, 2020				2
March 27, 2020				1
March 28, 2020				1
March 29, 2020				4
March 30, 2020		1		2
April 1, 2020			2	3
April 2, 2020			1	4
April 3, 2020			1	2
April 4, 2020				3
April 5, 2020				4
April 6, 2020				4
April 7, 2020				4
April 8, 2020		1		3
April 9, 2020				1
April 10, 2020				3
April 11, 2020				3
April 12, 2020				5
April 13, 2020				2
April 14, 2020			1	3
April 15, 2020				2
April 16, 2020			1	2
April 17, 2020		1		1
April 18, 2020		1	2	1
April 19, 2020				2
April 20, 2020				3
April 21, 2020				2
April 22, 2020				5
April 23, 2020			1	1
April 24, 2020			1	
April 25, 2020				5
April 26, 2020				3
April 27, 2020				2
April 29, 2020				1
April 30, 2020				2
May 1, 2020			1	2
May 2, 2020				5
May 3, 2020				2

## T11. Age Categories

Day of DOD	Age Categories			
	0 - 17	18 - 49	50 - 64	65+
May 4, 2020			1	2
May 5, 2020			1	3
May 6, 2020			2	2
May 7, 2020				1
May 8, 2020			1	3
May 9, 2020			1	2
May 10, 2020				3
May 11, 2020				2
May 12, 2020			1	2
May 13, 2020				2
May 15, 2020			1	
May 16, 2020				2
May 17, 2020				2
May 18, 2020				1
May 19, 2020				1
May 20, 2020			1	1
May 22, 2020				1
May 23, 2020				1
May 24, 2020				1
May 25, 2020				1
May 26, 2020				2
May 27, 2020				1
May 28, 2020				1
May 29, 2020			2	
May 30, 2020			2	
May 31, 2020		1		1
June 1, 2020				1
June 2, 2020				1
June 3, 2020			1	2
June 4, 2020			1	
June 7, 2020				1
June 8, 2020				3
June 10, 2020				5
June 11, 2020				4
June 12, 2020				1
June 13, 2020				2
June 14, 2020				3
June 15, 2020				3
June 16, 2020				2
June 18, 2020			1	1
June 19, 2020				1
June 20, 2020				2
June 21, 2020				2
June 22, 2020				2



## T11. Age Categories

Day of DOD	Age Categories			
	0 - 17	18 - 49	50 - 64	65+
June 23, 2020			1	2
June 24, 2020				2
June 25, 2020				3
June 26, 2020				1
June 27, 2020				1
June 28, 2020			1	3
June 29, 2020				4
June 30, 2020				4
July 1, 2020				2
July 2, 2020			1	3
July 3, 2020				2
July 4, 2020				2
July 5, 2020			1	2
July 6, 2020			1	1
July 7, 2020		1		3
July 8, 2020			2	1
July 9, 2020				2
July 10, 2020				1
July 11, 2020		1		2
July 12, 2020			1	2
July 13, 2020			1	2
July 14, 2020		1	1	2
July 15, 2020			2	3
July 16, 2020			1	4
July 17, 2020		1		5
July 18, 2020			3	3
July 19, 2020				4
July 20, 2020				3
July 21, 2020			1	5
July 22, 2020		1		3
July 23, 2020			1	6
July 24, 2020			1	2
July 25, 2020				4
July 26, 2020				5
July 27, 2020				6
July 28, 2020			1	9
July 29, 2020			2	2
July 30, 2020				3
July 31, 2020				2
August 1, 2020			1	6
August 2, 2020				4
August 3, 2020			1	2
August 4, 2020			1	4
August 5, 2020				6

## T11. Age Categories

Day of DOD	Age Categories			
	0 - 17	18 - 49	50 - 64	65+
August 6, 2020		1	1	3
August 7, 2020			1	4
August 8, 2020				5
August 9, 2020			2	6
August 10, 2020				3
August 11, 2020				6
August 12, 2020			1	2
August 13, 2020				3
August 14, 2020			1	3
August 15, 2020		1	2	9
August 16, 2020				4
August 17, 2020				2
August 18, 2020			1	3
August 19, 2020			1	3
August 20, 2020				1
August 21, 2020			1	6
August 22, 2020		1	2	2
August 23, 2020		1	2	5
August 24, 2020				2
August 25, 2020			1	4
August 26, 2020		1	1	4
August 27, 2020				3
August 28, 2020				6
August 29, 2020		1		5
August 30, 2020				1
August 31, 2020				2
September 1, 2020				3
September 2, 2020		1	1	3
September 3, 2020			2	3
September 4, 2020		1		3
September 5, 2020				5
September 6, 2020			1	4
September 7, 2020			1	2
September 8, 2020			1	4
September 9, 2020				2
September 10, 2020			1	3
September 11, 2020			2	4
September 12, 2020				3
September 13, 2020			1	2
September 14, 2020				2
September 15, 2020				3
September 16, 2020				1
September 17, 2020				3
September 18, 2020			1	4

## T11. Age Categories

Day of DOD	Age Categories			
	0 - 17	18 - 49	50 - 64	65+
September 19, 2020				1
September 20, 2020		1	2	3
September 21, 2020		1		
September 22, 2020				3
September 23, 2020				3
September 24, 2020				3
September 25, 2020		1		1
September 26, 2020				3
September 27, 2020				3
September 28, 2020			1	1
September 29, 2020				1
September 30, 2020		1		5
October 1, 2020			1	2
October 2, 2020			1	4
October 3, 2020				3
October 4, 2020			2	3
October 5, 2020				8
October 6, 2020			1	4
October 7, 2020				3
October 8, 2020				2
October 9, 2020				3
October 10, 2020				3
October 11, 2020				4
October 12, 2020				5
October 13, 2020			1	4
October 14, 2020			2	3
October 15, 2020				4
October 16, 2020			1	2
October 17, 2020			4	8
October 18, 2020			1	4
October 19, 2020			1	3
October 20, 2020				3
October 21, 2020			1	3
October 22, 2020			1	1
October 23, 2020				4
October 24, 2020			3	6
October 25, 2020			2	5
October 26, 2020				1
October 27, 2020				2
October 28, 2020				3
October 29, 2020			1	9
October 30, 2020		1	2	4
October 31, 2020			2	5
November 1, 2020		1		7

## T11. Age Categories

Day of DOD	Age Categories			
	0 - 17	18 - 49	50 - 64	65+
November 2, 2020			1	6
November 3, 2020				6
November 4, 2020			2	5
November 5, 2020				2
November 6, 2020		1	1	
November 7, 2020		1		6
November 8, 2020			2	8
November 9, 2020		1	1	8
November 10, 2020			1	4
November 11, 2020			1	8
November 12, 2020		1		2
November 13, 2020		1	2	10
November 14, 2020			2	6
November 15, 2020		2	1	8
November 16, 2020			1	10
November 17, 2020		1	1	14
November 18, 2020				11
November 19, 2020				14
November 20, 2020		1	1	10
November 21, 2020			1	12
November 22, 2020		1	2	13
November 23, 2020			4	18
November 24, 2020				13
November 25, 2020		1	2	22
November 26, 2020			2	18
November 27, 2020		2	2	20
November 28, 2020			2	13
November 29, 2020		1	2	20
November 30, 2020		1	1	14
December 1, 2020		1	1	23
December 2, 2020			1	24
December 3, 2020			2	20
December 4, 2020		1	5	14
December 5, 2020			4	13
December 6, 2020		2	4	25
December 7, 2020		1	3	14
December 8, 2020			1	19
December 9, 2020			4	30
December 10, 2020				15
December 11, 2020			1	13
December 12, 2020			4	19
December 13, 2020		1		21
December 14, 2020		1	3	10
December 15, 2020			5	26

## T11. Age Categories

Day of DOD	Age Categories			
	0 - 17	18 - 49	50 - 64	65+
December 16, 2020		1	2	13
December 17, 2020			2	17
December 18, 2020		1	3	16
December 19, 2020			2	16
December 20, 2020			2	23
December 21, 2020		1	3	18
December 22, 2020			2	12
December 23, 2020			6	13
December 24, 2020			2	10
December 25, 2020			2	15
December 26, 2020			2	12
December 27, 2020			3	10
December 28, 2020				17
December 29, 2020		1	1	15
December 30, 2020		2	2	19
December 31, 2020			1	16
January 1, 2021		1		22
January 2, 2021		1	3	20
January 3, 2021		1	2	12
January 4, 2021		2	2	20
January 5, 2021			2	17
January 6, 2021			3	10
January 7, 2021			1	15
January 8, 2021		1	2	23
January 9, 2021		1	3	11
January 10, 2021			2	15
January 11, 2021			2	16
January 12, 2021				12
January 13, 2021		1		10
January 14, 2021			3	9
January 15, 2021			1	13
January 16, 2021		1	4	12
January 17, 2021	1		1	13
January 18, 2021		1	2	11
January 19, 2021		1	2	8
January 20, 2021		1	2	11
January 21, 2021			3	12
January 22, 2021			1	12
January 23, 2021		2	1	14
January 24, 2021			1	10
January 25, 2021		1	3	8
January 26, 2021			1	18
January 27, 2021		1		11
January 28, 2021			3	11

## T11. Age Categories

Day of DOD	Age Categories			
	0 - 17	18 - 49	50 - 64	65+
January 29, 2021			3	12
January 30, 2021			3	9
January 31, 2021				13
February 1, 2021			4	6
February 2, 2021				16
February 3, 2021				8
February 4, 2021				8
February 5, 2021			1	8
February 6, 2021		1		7
February 7, 2021			1	5
February 8, 2021		3		3
February 9, 2021				3
February 10, 2021		1	2	8
February 11, 2021			1	8
February 12, 2021			1	8
February 13, 2021			1	2
February 14, 2021				11
February 15, 2021			2	5
February 16, 2021				3
February 17, 2021				5
February 18, 2021			1	6
February 19, 2021		2	2	3
February 20, 2021				3
February 21, 2021				5
February 22, 2021			1	4
February 23, 2021			2	10
February 24, 2021				3
February 25, 2021				2
February 26, 2021				7
February 27, 2021			1	3
February 28, 2021			1	8
March 1, 2021				4
March 2, 2021		1		6
March 3, 2021			1	5
March 4, 2021				2
March 5, 2021				5
March 6, 2021				4
March 7, 2021			1	2
March 8, 2021		1		6
March 9, 2021		1	1	1
March 10, 2021		1		2
March 11, 2021		1		2
March 12, 2021				1
March 13, 2021				3

## T11. Age Categories

Day of DOD	Age Categories			
	0 - 17	18 - 49	50 - 64	65+
March 14, 2021			1	5
March 15, 2021		1	1	4
March 16, 2021				1
March 17, 2021			2	1
March 18, 2021				4
March 19, 2021			1	4
March 20, 2021		1		2
March 21, 2021			1	6
March 22, 2021			1	2
March 23, 2021		1	1	3
March 24, 2021				5
March 25, 2021				3
March 26, 2021				5
March 27, 2021				3
March 28, 2021			1	2
March 29, 2021			1	3
March 30, 2021		1	1	5
March 31, 2021				3
April 2, 2021				2
April 3, 2021		1	2	6
April 4, 2021				1
April 5, 2021			2	5
April 6, 2021			2	3
April 7, 2021		1	2	3
April 8, 2021				1
April 9, 2021			1	2
April 10, 2021			2	
April 11, 2021				1
April 12, 2021				1
April 13, 2021			1	4
April 14, 2021			2	5
April 15, 2021		1		4
April 16, 2021		1	1	1
April 17, 2021			1	2
April 18, 2021		1		3
April 19, 2021				2
April 20, 2021			1	3
April 21, 2021				5
April 22, 2021			2	5
April 23, 2021				4
April 24, 2021			1	2
April 25, 2021			1	1
April 26, 2021			1	6
April 27, 2021		1		7

## T11. Age Categories

Day of DOD	Age Categories			
	0 - 17	18 - 49	50 - 64	65+
April 28, 2021				3
April 29, 2021		1		8
April 30, 2021				2
May 1, 2021		3	1	3
May 2, 2021			2	3
May 3, 2021			1	6
May 4, 2021			2	5
May 5, 2021			2	7
May 6, 2021			1	5
May 7, 2021			3	6
May 8, 2021		1		7
May 9, 2021			3	4
May 10, 2021		1	1	6
May 11, 2021		1	2	5
May 12, 2021			1	7
May 13, 2021		1	3	4
May 14, 2021			3	7
May 15, 2021				5
May 16, 2021			5	
May 17, 2021		2	1	5
May 18, 2021		1	4	8
May 19, 2021			2	5
May 20, 2021		1	2	5
May 21, 2021			3	9
May 22, 2021	1		2	3
May 23, 2021			1	4
May 24, 2021		1	2	2
May 25, 2021			2	1
May 26, 2021			2	6
May 27, 2021			4	4
May 28, 2021		1	2	2
May 29, 2021				6
May 30, 2021		2	1	5
May 31, 2021			2	2
June 1, 2021				5
June 2, 2021		1	1	6
June 3, 2021		1		3
June 4, 2021			1	5
June 5, 2021				2
June 6, 2021			2	4
June 7, 2021			2	3
June 8, 2021				5
June 9, 2021				1
June 10, 2021			4	1



## T11. Age Categories

Day of DOD	Age Categories			
	0 - 17	18 - 49	50 - 64	65+
June 11, 2021		1	1	1
June 12, 2021			1	3
June 13, 2021			1	3
June 14, 2021			1	3
June 15, 2021		1	1	4
June 16, 2021		1		
June 17, 2021			1	4
June 18, 2021			3	5
June 19, 2021		1	2	1
June 20, 2021			1	1
June 21, 2021		1		1
June 22, 2021			1	1
June 23, 2021			2	2
June 24, 2021			1	2
June 25, 2021		1		3
June 26, 2021				1
June 28, 2021		1		3
June 29, 2021			3	4
June 30, 2021				2
July 1, 2021			1	1
July 2, 2021				2
July 3, 2021		1		1
July 4, 2021		1		1
July 5, 2021			1	1
July 6, 2021			2	4
July 7, 2021				1
July 8, 2021			1	5
July 9, 2021		1		
July 12, 2021				1
July 13, 2021			2	2
July 14, 2021				2
July 15, 2021				2
July 16, 2021		2	1	1
July 17, 2021				3
July 18, 2021			2	1
July 19, 2021			1	
July 20, 2021			1	4
July 21, 2021				1
July 22, 2021			1	
July 23, 2021		1		3
July 24, 2021		1	2	3
July 25, 2021		1		5
July 26, 2021				3
July 27, 2021			1	3

## T11. Age Categories

Day of DOD	Age Categories			
	0 - 17	18 - 49	50 - 64	65+
July 28, 2021				4
July 29, 2021			3	5
July 30, 2021		1		3
July 31, 2021				7
August 1, 2021				3
August 2, 2021		1		7
August 3, 2021		2		6
August 4, 2021		2	3	6
August 5, 2021		1	2	10
August 6, 2021			2	7
August 7, 2021		2	5	6
August 8, 2021		1	2	5
August 9, 2021		1	1	8
August 10, 2021		3	4	8
August 11, 2021		1	5	11
August 12, 2021		1	2	8
August 13, 2021		1	4	10
August 14, 2021		3	1	12
August 15, 2021			2	11
August 16, 2021		2	1	9
August 17, 2021			8	19
August 18, 2021		1	3	14
August 19, 2021		5	6	23
August 20, 2021			6	18
August 21, 2021		1	4	22
August 22, 2021		3	3	23
August 23, 2021		2	5	22
August 24, 2021		1	7	17
August 25, 2021		1	6	17
August 26, 2021		2	9	20
August 27, 2021		3	9	19
August 28, 2021		3	7	19
August 29, 2021		4	9	22
August 30, 2021		2	8	26
August 31, 2021		1	9	14
September 1, 2021		5	13	28
September 2, 2021		3	6	23
September 3, 2021		5	12	21
September 4, 2021		1	10	30
September 5, 2021		5	8	26
September 6, 2021	1	3	5	26
September 7, 2021		5	7	25
September 8, 2021		2	6	19
September 9, 2021		3	5	23

## T11. Age Categories

Day of DOD	Age Categories			
	0 - 17	18 - 49	50 - 64	65+
September 10, 2021		2	5	25
September 11, 2021		6	6	22
September 12, 2021		3	12	20
September 13, 2021		3	8	19
September 14, 2021		2	8	21
September 15, 2021			5	19
September 16, 2021		6	7	19
September 17, 2021		3	7	20
September 18, 2021			7	25
September 19, 2021		3	5	15
September 20, 2021		3	8	25
September 21, 2021		2	6	17
September 22, 2021		3	11	16
September 23, 2021		4	8	22
September 24, 2021		3	9	21
September 25, 2021		5	6	13
September 26, 2021		3	5	16
September 27, 2021		3	6	17
September 28, 2021		3	6	15
September 29, 2021		4	5	17
September 30, 2021			5	14
October 1, 2021		2	6	15
October 2, 2021		2	5	21
October 3, 2021		3	4	22
October 4, 2021		3	7	23
October 5, 2021			6	12
October 6, 2021		2	6	19
October 7, 2021		5	4	15
October 8, 2021		1	8	22
October 9, 2021		1	4	12
October 10, 2021		2	2	7
October 11, 2021		1	8	24
October 12, 2021		1	2	7
October 13, 2021		2	4	11
October 14, 2021		1	6	15
October 15, 2021			6	16
October 16, 2021		1	1	8
October 17, 2021		2	3	14
October 18, 2021		3	4	17
October 19, 2021		1	3	17
October 20, 2021		2	9	11
October 21, 2021		1	2	13
October 22, 2021		2	3	18
October 23, 2021		2	6	18

## T11. Age Categories

Day of DOD	Age Categories			
	0 - 17	18 - 49	50 - 64	65+
October 24, 2021			5	14
October 25, 2021		4	4	12
October 26, 2021		2	4	10
October 27, 2021		3	5	24
October 28, 2021		4	5	12
October 29, 2021			2	11
October 30, 2021		4	4	6
October 31, 2021		2	7	8
November 1, 2021		1	8	8
November 2, 2021		1	4	10
November 3, 2021		2	5	7
November 4, 2021		2	2	14
November 5, 2021		1	2	10
November 6, 2021		2	2	11
November 7, 2021			2	11
November 8, 2021		2		4
November 9, 2021		1	4	9
November 10, 2021			4	9
November 11, 2021		1	6	10
November 12, 2021			2	4
November 13, 2021		4	3	8
November 14, 2021	1	1	1	6
November 15, 2021		2	6	8
November 16, 2021		1	1	13
November 17, 2021		3	3	6
November 18, 2021		1	2	13
November 19, 2021		1	6	10
November 20, 2021		2	2	9
November 21, 2021			3	12
November 22, 2021		1	3	5
November 23, 2021			7	9
November 24, 2021		1	2	8
November 25, 2021		1	1	9
November 26, 2021			3	10
November 27, 2021		2	4	14
November 28, 2021			4	9
November 29, 2021				5
November 30, 2021		5	4	14
December 1, 2021		1	1	8
December 2, 2021			4	11
December 3, 2021		1	2	7
December 4, 2021			1	6
December 5, 2021			1	8
December 6, 2021			3	13

## T11. Age Categories

Day of DOD	Age Categories			
	0 - 17	18 - 49	50 - 64	65+
December 7, 2021		4	2	5
December 8, 2021			3	8
December 9, 2021		3	4	10
December 10, 2021			3	10
December 11, 2021				9
December 12, 2021		1	4	10
December 13, 2021		1	2	13
December 14, 2021			2	8
December 15, 2021			2	9
December 16, 2021		1	1	6
December 17, 2021				5
December 18, 2021		1		9
December 19, 2021			2	8
December 20, 2021		1	2	8
December 21, 2021		1	2	5
December 22, 2021		2	1	8
December 23, 2021		1	4	7
December 24, 2021		5	3	6
December 25, 2021		1	1	4
December 26, 2021		1	3	12
December 27, 2021		1	1	7
December 28, 2021		1	1	6
December 29, 2021			4	5
December 30, 2021			3	10
December 31, 2021		1	4	5
January 1, 2022	1	2	2	8
January 2, 2022			2	11
January 3, 2022		1	4	4
January 4, 2022			1	7
January 5, 2022		2	3	9
January 6, 2022		1	1	11
January 7, 2022		1	2	17
January 8, 2022			2	9
January 9, 2022		1	1	7
January 10, 2022			3	9
January 11, 2022		2	2	15
January 12, 2022			2	26
January 13, 2022		1	2	14
January 14, 2022		1	3	11
January 15, 2022			4	12
January 16, 2022			5	18
January 17, 2022		1	5	13
January 18, 2022		1	2	15
January 19, 2022			5	14

## T11. Age Categories

Day of DOD	Age Categories			
	0 - 17	18 - 49	50 - 64	65+
January 20, 2022		1	4	16
January 21, 2022			3	23
January 22, 2022		1	2	17
January 23, 2022			3	22
January 24, 2022			1	14
January 25, 2022	1	2	6	21
January 26, 2022			5	27
January 27, 2022		4	4	17
January 28, 2022			5	33
January 29, 2022			3	23
January 30, 2022		1	6	17
January 31, 2022		3	5	20
February 1, 2022		1	6	11
February 2, 2022		2	5	23
February 3, 2022		2	3	22
February 4, 2022		2	3	24
February 5, 2022		2	6	25
February 6, 2022		2	2	9
February 7, 2022		1	2	14
February 8, 2022		1	6	18
February 9, 2022		3	5	26
February 10, 2022		1	7	35
February 11, 2022		1	2	23
February 12, 2022			3	18
February 13, 2022	1	2	3	19
February 14, 2022		1	5	14
February 15, 2022		2	4	19
February 16, 2022		1	1	18
February 17, 2022		1	3	19
February 18, 2022		2		15
February 19, 2022		1	3	19
February 20, 2022		4	4	17
February 21, 2022			1	18
February 22, 2022		2	3	17
February 23, 2022			1	9
February 24, 2022		2	4	17
February 25, 2022		3	3	14
February 26, 2022			1	12
February 27, 2022		2	3	12
February 28, 2022			2	13
March 1, 2022			4	12
March 2, 2022	1		1	13
March 3, 2022			4	13
March 4, 2022		1	5	5

## T11. Age Categories

Day of DOD	Age Categories			
	0 - 17	18 - 49	50 - 64	65+
March 5, 2022		1	2	14
March 6, 2022		1	1	5
March 7, 2022		1	1	6
March 8, 2022			1	10
March 9, 2022		1	1	5
March 10, 2022		1	2	4
March 11, 2022			4	7
March 12, 2022		1		11
March 13, 2022			1	4
March 14, 2022			2	4
March 15, 2022				2
March 16, 2022			4	6
March 17, 2022		1	1	4
March 18, 2022			2	8
March 19, 2022			1	8
March 20, 2022				7
March 21, 2022				6
March 22, 2022		1	1	4
March 23, 2022				1
March 24, 2022			1	5
March 25, 2022				1
March 26, 2022		1	1	
March 27, 2022			1	1
March 28, 2022			1	5
March 29, 2022				4
March 30, 2022			1	2
March 31, 2022			1	1
April 1, 2022				3
April 2, 2022				3
April 3, 2022		2		1
April 4, 2022				3
April 5, 2022				1
April 6, 2022				5
April 7, 2022				2
April 8, 2022				3
April 9, 2022			1	
April 10, 2022				2
April 11, 2022				3
April 12, 2022			1	1
April 13, 2022			2	3
April 14, 2022				2
April 15, 2022				2
April 17, 2022				1
April 18, 2022			1	3

## T11. Age Categories

Day of DOD	Age Categories			
	0 - 17	18 - 49	50 - 64	65+
April 19, 2022				1
April 20, 2022			1	3
April 21, 2022				2
April 22, 2022		1		4
April 23, 2022			1	2
April 24, 2022				3
April 25, 2022		2		
April 26, 2022			3	3
April 27, 2022				3
April 28, 2022			1	1
April 29, 2022				3
April 30, 2022				3
May 1, 2022				1
May 2, 2022		1	1	3
May 3, 2022				3
May 4, 2022		1		6
May 5, 2022			1	3
May 6, 2022			1	6
May 7, 2022				1
May 8, 2022			1	4
May 9, 2022				3
May 10, 2022				3
May 11, 2022			2	5
May 12, 2022			2	5
May 13, 2022			2	1
May 14, 2022				4
May 15, 2022				3
May 16, 2022		2		2
May 17, 2022				5
May 18, 2022				3
May 19, 2022	1			2
May 20, 2022			1	5
May 21, 2022		1	1	5
May 22, 2022			1	3
May 23, 2022			1	1
May 24, 2022				2
May 25, 2022			1	3
May 26, 2022		1	1	3
May 27, 2022				2
May 28, 2022				5
May 29, 2022			1	1
May 30, 2022			2	6
May 31, 2022			1	7
June 1, 2022			1	9



## T11. Age Categories

Day of DOD	Age Categories			
	0 - 17	18 - 49	50 - 64	65+
June 2, 2022		1	2	6
June 3, 2022		1		2
June 4, 2022				1
June 5, 2022				6
June 6, 2022				2
June 7, 2022			1	3
June 8, 2022				6
June 9, 2022			1	2
June 10, 2022				2
June 11, 2022				4
June 12, 2022			1	5
June 13, 2022				2
June 14, 2022		1		3
June 15, 2022				1
June 16, 2022			1	1
June 17, 2022			1	3
June 18, 2022				4
June 19, 2022				1
June 20, 2022				2
June 21, 2022				3
June 22, 2022				3
June 23, 2022		1		2
June 24, 2022				2

## T12. Race

Week of DOD	Race							
	AI/AN	Asian	Black	Multira..	Other	Pacific I..	Refuse..	White
Null							2	2
March 8, 2020								2
March 15, 2020								2
March 22, 2020							2	9
March 29, 2020	1		1		1		4	16
April 5, 2020		3	2		1			17
April 12, 2020			2	1	3		2	14
April 19, 2020	1	3			1	1		14
April 26, 2020								16
May 3, 2020	1	1			4		1	14
May 10, 2020			1		1		3	8
May 17, 2020								8
May 24, 2020					1		1	8
May 31, 2020					1	1	2	4
June 7, 2020		1			2	2	1	10
June 14, 2020		1			2		3	7
June 21, 2020		1				1	1	11
June 28, 2020					1	1		20
July 5, 2020		1			3		1	13
July 12, 2020	1	1	1	1	4		5	19
July 19, 2020	2	2	1	1	5		6	14
July 26, 2020	1	2	1		3		8	22
August 2, 2020	1	2		2	2		7	19
August 9, 2020	2	1		1	4		6	25
August 16, 2020			1		2	1	3	20
August 23, 2020	1		1	2	6		5	21
August 30, 2020		1	2		5	1	5	11
September 6, 2..	2			1	6		4	15
September 13, ..	1				2		2	13
September 20, ..					6		1	14
September 27, ..					2			21
October 4, 2020							2	27
October 11, 2020		1		1	5		4	27
October 18, 2020		1	5		3		2	20
October 25, 2020	2		3	1	5		1	25
November 1, 20..				1	6	1	7	24
November 8, 20..	1	2	2	2	2	1	11	37
November 15, 2..		3		1	9	2	12	61
November 22, 2..	3	4	4	2	9		23	90
November 29, 2..	1	6	3	3	8	2	35	90
December 6, 20..	1	5	5		11	3	29	101
December 13, 2..	5	3	1		10		26	95
December 20, 2..	2	3	3	2	4		31	78
December 27, 2..	7	5	1	2	6		31	82

## T12. Race

Week of DOD	Race							
	AI/AN	Asian	Black	Multira..	Other	Pacific I..	Refuse..	White
January 3, 2021	2	2		1	6		25	92
January 10, 2021	3	1	2	3	1	1	23	67
January 17, 2021	2	2	2	3	11		15	64
January 24, 2021	1		2	3	11		20	58
January 31, 2021	3				6		10	53
February 7, 2021		1			6		4	36
February 14, 20..		1		2	5	1	8	26
February 21, 20..		2			2		3	31
February 28, 20..					2	2	3	30
March 7, 2021					1	1	3	18
March 14, 2021		1	1		4		3	19
March 21, 2021				1	1		10	19
March 28, 2021	2			1	2		2	21
April 4, 2021	2				1		2	20
April 11, 2021		1			2		4	18
April 18, 2021		2					5	22
April 25, 2021		2	4				13	19
May 2, 2021	3	1	3	1	4		5	34
May 9, 2021	1		2		1		6	44
May 16, 2021	3		1	1	3		9	42
May 23, 2021	2	1	1		2		6	28
May 30, 2021	1		1	3	1		8	23
June 6, 2021			2		2		3	22
June 13, 2021		1			3	1	4	23
June 20, 2021				1	1		4	12
June 27, 2021			1		1		2	15
July 4, 2021	1		1		1		4	11
July 11, 2021			1	1	2		1	11
July 18, 2021					2		6	13
July 25, 2021	1			2	3		9	21
August 1, 2021	3				5		13	44
August 8, 2021			3	1	5	1	22	60
August 15, 2021	4	1		1	8		30	111
August 22, 2021	3	1	3	3	8		40	140
August 29, 2021	3	2	2	2	9		53	181
September 5, 2..	2	3	2	4	9		62	153
September 12, ..	2	3	1	2	11	2	46	147
September 19, ..	2	7	5	1	13		48	129
September 26, ..	2	1	2	3	12		38	112
October 3, 2021	2	6	2	1	14	1	31	122
October 10, 2021	2	1	2	5	8		27	80
October 17, 2021	4	6	4	1	11		30	95
October 24, 2021		2	3	1	18		26	85
October 31, 2021	2	1	1	1	3		31	70



## T13. Ethnicity

Week of DOD	Ethnicity		
	Hispanic	Not His..	Refuse..
Null		1	3
March 8, 2020		2	
March 15, 2020		2	
March 22, 2020		10	1
March 29, 2020	2	15	6
April 5, 2020	1	20	2
April 12, 2020	3	16	3
April 19, 2020	1	17	2
April 26, 2020		15	1
May 3, 2020	5	15	1
May 10, 2020	1	10	2
May 17, 2020	1	7	
May 24, 2020	3	5	2
May 31, 2020	1	5	2
June 7, 2020	2	12	2
June 14, 2020	2	8	3
June 21, 2020	2	11	1
June 28, 2020	3	18	1
July 5, 2020	3	14	1
July 12, 2020	4	23	5
July 19, 2020	5	17	9
July 26, 2020	4	24	9
August 2, 2020	3	20	10
August 9, 2020	5	26	8
August 16, 2020	3	23	1
August 23, 2020	7	19	10
August 30, 2020	5	15	5
September 6, 2020	6	15	7
September 13, 2020	3	12	3
September 20, 2020	6	12	3
September 27, 2020	2	20	1
October 4, 2020		23	6
October 11, 2020	4	26	8
October 18, 2020	4	22	5
October 25, 2020	5	28	4
November 1, 2020	7	25	7
November 8, 2020	4	39	15
November 15, 2020	9	53	26
November 22, 2020	11	73	51
November 29, 2020	11	81	56
December 6, 2020	9	84	62
December 13, 2020	10	81	49
December 20, 2020	4	77	42
December 27, 2020	5	82	47

## T13. Ethnicity

Week of DOD	Ethnicity		
	Hispanic	Not His..	Refuse..
January 3, 2021	10	82	36
January 10, 2021	2	68	31
January 17, 2021	12	64	23
January 24, 2021	9	60	26
January 31, 2021	5	46	21
February 7, 2021	3	32	12
February 14, 2021	5	29	9
February 21, 2021	1	29	8
February 28, 2021	2	28	7
March 7, 2021	1	14	8
March 14, 2021	2	20	6
March 21, 2021	2	19	10
March 28, 2021	1	19	8
April 4, 2021	1	19	5
April 11, 2021	2	13	10
April 18, 2021		20	9
April 25, 2021		27	11
May 2, 2021	1	34	16
May 9, 2021	1	37	16
May 16, 2021	5	37	17
May 23, 2021	1	31	8
May 30, 2021	2	25	10
June 6, 2021		18	11
June 13, 2021	2	20	10
June 20, 2021	1	11	6
June 27, 2021	1	12	6
July 4, 2021	3	12	3
July 11, 2021	1	11	4
July 18, 2021	2	11	8
July 25, 2021		19	17
August 1, 2021	1	41	23
August 8, 2021	1	47	44
August 15, 2021	6	96	53
August 22, 2021	7	121	70
August 29, 2021	7	147	98
September 5, 2021	11	135	89
September 12, 2021	6	120	88
September 19, 2021	5	115	85
September 26, 2021	12	90	68
October 3, 2021	12	100	67
October 10, 2021	7	72	46
October 17, 2021	7	76	68
October 24, 2021	12	64	59
October 31, 2021	5	53	51

## T13. Ethnicity

Week of DOD	Ethnicity		
	Hispanic	Not His..	Refuse..
November 7, 2021	4	49	31
November 14, 2021	3	57	38
November 21, 2021	5	51	39
November 28, 2021	5	48	30
December 5, 2021	3	55	28
December 12, 2021	3	46	26
December 19, 2021	2	41	29
December 26, 2021	3	47	28
January 2, 2022	4	54	30
January 9, 2022	1	75	40
January 16, 2022	3	92	51
January 23, 2022	5	123	63
January 30, 2022	5	118	66
February 6, 2022	2	116	61
February 13, 2022	10	103	40
February 20, 2022	8	82	42
February 27, 2022	8	68	32
March 6, 2022	4	40	19
March 13, 2022	1	30	17
March 20, 2022		16	13
March 27, 2022		16	7
April 3, 2022		13	5
April 10, 2022		14	2
April 17, 2022	1	10	9
April 24, 2022		16	6
May 1, 2022	1	16	11
May 8, 2022		19	13
May 15, 2022	1	23	7
May 22, 2022	1	12	11
May 29, 2022	2	25	14
June 5, 2022		15	12
June 12, 2022		13	10
June 19, 2022		10	4

## T2. Intensive Care Unit(ICU)

Week of Admit Date	ICU	
	No	Yes
Null	1,514	126
February 9, 2020	1	
February 23, 2020	1	1
March 1, 2020	4	3
March 8, 2020	11	4
March 15, 2020	38	26
March 22, 2020	76	57
March 29, 2020	78	54
April 5, 2020	59	29
April 12, 2020	74	29
April 19, 2020	68	31
April 26, 2020	72	19
May 3, 2020	38	17
May 10, 2020	31	17
May 17, 2020	32	17
May 24, 2020	26	12
May 31, 2020	31	26
June 7, 2020	45	23
June 14, 2020	64	32
June 21, 2020	73	32
June 28, 2020	72	35
July 5, 2020	123	38
July 12, 2020	95	45
July 19, 2020	99	24
July 26, 2020	96	38
August 2, 2020	110	32
August 9, 2020	107	37
August 16, 2020	96	28
August 23, 2020	77	21
August 30, 2020	71	19
September 6, 2020	78	24
September 13, 2020	85	31
September 20, 2020	127	34
September 27, 2020	76	29
October 4, 2020	119	35
October 11, 2020	112	30
October 18, 2020	101	30
October 25, 2020	120	42
November 1, 2020	209	69
November 8, 2020	319	70
November 15, 2020	349	79
November 22, 2020	409	96
November 29, 2020	454	108
December 6, 2020	404	80



## T2. Intensive Care Unit(ICU)

Week of Admit Date	ICU	
	No	Yes
December 13, 2020	422	71
December 20, 2020	350	70
December 27, 2020	337	75
January 3, 2021	340	61
January 10, 2021	300	53
January 17, 2021	242	47
January 24, 2021	211	50
January 31, 2021	183	35
February 7, 2021	170	38
February 14, 2021	137	33
February 21, 2021	126	28
February 28, 2021	134	27
March 7, 2021	114	20
March 14, 2021	122	30
March 21, 2021	109	23
March 28, 2021	123	27
April 4, 2021	141	11
April 11, 2021	171	29
April 18, 2021	234	39
April 25, 2021	239	33
May 2, 2021	207	36
May 9, 2021	204	42
May 16, 2021	167	27
May 23, 2021	144	24
May 30, 2021	114	25
June 6, 2021	116	21
June 13, 2021	120	22
June 20, 2021	110	14
June 27, 2021	81	18
July 4, 2021	76	13
July 11, 2021	84	28
July 18, 2021	130	30
July 25, 2021	219	48
August 1, 2021	336	71
August 8, 2021	446	109
August 15, 2021	530	124
August 22, 2021	576	144
August 29, 2021	606	105
September 5, 2021	522	105
September 12, 2021	469	89
September 19, 2021	416	80
September 26, 2021	373	69
October 3, 2021	341	58
October 10, 2021	295	59

## T2. Intensive Care Unit(ICU)

Week of Admit Date	ICU	
	No	Yes
October 17, 2021	314	53
October 24, 2021	329	46
October 31, 2021	262	59
November 7, 2021	253	47
November 14, 2021	220	35
November 21, 2021	241	39
November 28, 2021	240	33
December 5, 2021	238	38
December 12, 2021	197	38
December 19, 2021	195	44
December 26, 2021	331	49
January 2, 2022	476	66
January 9, 2022	584	65
January 16, 2022	727	63
January 23, 2022	722	90
January 30, 2022	684	81
February 6, 2022	551	61
February 13, 2022	433	49
February 20, 2022	320	27
February 27, 2022	227	28
March 6, 2022	169	10
March 13, 2022	120	11
March 20, 2022	89	6
March 27, 2022	76	3
April 3, 2022	81	2
April 10, 2022	81	4
April 17, 2022	114	6
April 24, 2022	136	11
May 1, 2022	160	5
May 8, 2022	226	10
May 15, 2022	247	5
May 22, 2022	243	3
May 29, 2022	262	14
June 5, 2022	243	6
June 12, 2022	224	10
June 19, 2022	229	11

### T3. Underlying Conditions

Week of Admit Date	ICU	
	No	Yes
Null	1,514	126
February 9, 2020	1	
February 23, 2020	1	1
March 1, 2020	4	3
March 8, 2020	11	4
March 15, 2020	38	26
March 22, 2020	76	57
March 29, 2020	78	54
April 5, 2020	59	29
April 12, 2020	74	29
April 19, 2020	68	31
April 26, 2020	72	19
May 3, 2020	38	17
May 10, 2020	31	17
May 17, 2020	32	17
May 24, 2020	26	12
May 31, 2020	31	26
June 7, 2020	45	23
June 14, 2020	64	32
June 21, 2020	73	32
June 28, 2020	72	35
July 5, 2020	123	38
July 12, 2020	95	45
July 19, 2020	99	24
July 26, 2020	96	38
August 2, 2020	110	32
August 9, 2020	107	37
August 16, 2020	96	28
August 23, 2020	77	21
August 30, 2020	71	19
September 6, 2020	78	24
September 13, 2020	85	31
September 20, 2020	127	34
September 27, 2020	76	29
October 4, 2020	119	35
October 11, 2020	112	30
October 18, 2020	101	30
October 25, 2020	120	42
November 1, 2020	209	69
November 8, 2020	319	70
November 15, 2020	349	79
November 22, 2020	409	96
November 29, 2020	454	108
December 6, 2020	404	80

### T3. Underlying Conditions

Week of Admit Date	ICU	
	No	Yes
December 13, 2020	422	71
December 20, 2020	350	70
December 27, 2020	337	75
January 3, 2021	340	61
January 10, 2021	300	53
January 17, 2021	242	47
January 24, 2021	211	50
January 31, 2021	183	35
February 7, 2021	170	38
February 14, 2021	137	33
February 21, 2021	126	28
February 28, 2021	134	27
March 7, 2021	114	20
March 14, 2021	122	30
March 21, 2021	109	23
March 28, 2021	123	27
April 4, 2021	141	11
April 11, 2021	171	29
April 18, 2021	234	39
April 25, 2021	239	33
May 2, 2021	207	36
May 9, 2021	204	42
May 16, 2021	167	27
May 23, 2021	144	24
May 30, 2021	114	25
June 6, 2021	116	21
June 13, 2021	120	22
June 20, 2021	110	14
June 27, 2021	81	18
July 4, 2021	76	13
July 11, 2021	84	28
July 18, 2021	130	30
July 25, 2021	219	48
August 1, 2021	336	71
August 8, 2021	446	109
August 15, 2021	530	124
August 22, 2021	576	144
August 29, 2021	606	105
September 5, 2021	522	105
September 12, 2021	469	89
September 19, 2021	416	80
September 26, 2021	373	69
October 3, 2021	341	58
October 10, 2021	295	59

### T3. Underlying Conditions

Week of Admit Date	ICU	
	No	Yes
October 17, 2021	314	53
October 24, 2021	329	46
October 31, 2021	262	59
November 7, 2021	253	47
November 14, 2021	220	35
November 21, 2021	241	39
November 28, 2021	240	33
December 5, 2021	238	38
December 12, 2021	197	38
December 19, 2021	195	44
December 26, 2021	331	49
January 2, 2022	476	66
January 9, 2022	584	65
January 16, 2022	727	63
January 23, 2022	722	90
January 30, 2022	684	81
February 6, 2022	551	61
February 13, 2022	433	49
February 20, 2022	320	27
February 27, 2022	227	28
March 6, 2022	169	10
March 13, 2022	120	11
March 20, 2022	89	6
March 27, 2022	76	3
April 3, 2022	81	2
April 10, 2022	81	4
April 17, 2022	114	6
April 24, 2022	136	11
May 1, 2022	160	5
May 8, 2022	226	10
May 15, 2022	247	5
May 22, 2022	243	3
May 29, 2022	262	14
June 5, 2022	243	6
June 12, 2022	224	10
June 19, 2022	229	11

## T4. Length of Stay

Week of Admit Date	Length of Stay Bins				Unkno..
	1 to 4 D..	5 to 9 D..	10 to 1..	15+ Days	
Null					1,640
February 9, 2020				1	
February 23, 2020		1		1	
March 1, 2020	2	2	1	1	1
March 8, 2020	2	6	1	4	2
March 15, 2020	27	15	8	13	1
March 22, 2020	49	32	15	35	2
March 29, 2020	51	31	16	33	1
April 5, 2020	41	12	17	13	5
April 12, 2020	42	16	11	24	10
April 19, 2020	46	30	9	11	3
April 26, 2020	47	19	6	9	10
May 3, 2020	26	13	3	7	6
May 10, 2020	21	14	3	5	5
May 17, 2020	22	14	7	4	2
May 24, 2020	16	13	2	4	3
May 31, 2020	28	17	1	9	2
June 7, 2020	26	22	9	6	5
June 14, 2020	46	26	7	12	5
June 21, 2020	47	30	6	17	5
June 28, 2020	44	25	17	17	4
July 5, 2020	72	53	19	10	7
July 12, 2020	54	45	20	14	7
July 19, 2020	58	38	10	16	1
July 26, 2020	63	31	14	23	3
August 2, 2020	76	39	12	12	3
August 9, 2020	69	46	12	16	1
August 16, 2020	58	43	8	11	4
August 23, 2020	44	30	9	10	5
August 30, 2020	43	21	13	10	3
September 6, 2020	51	27	11	8	5
September 13, 2020	49	32	15	17	3
September 20, 2020	80	49	7	18	7
September 27, 2020	42	34	11	12	6
October 4, 2020	67	50	14	17	6
October 11, 2020	75	41	9	11	6
October 18, 2020	56	36	13	23	3
October 25, 2020	75	46	20	15	6
November 1, 2020	119	68	35	38	18
November 8, 2020	158	120	33	37	41
November 15, 2020	202	99	50	41	36
November 22, 2020	207	140	51	40	67
November 29, 2020	228	143	57	59	75
December 6, 2020	183	107	50	44	100

## T4. Length of Stay

Week of Admit Date	Length of Stay Bins				Unkno..
	1 to 4 D..	5 to 9 D..	10 to 1..	15+ Days	
December 13, 2020	209	124	37	46	77
December 20, 2020	178	100	35	42	65
December 27, 2020	161	111	29	42	69
January 3, 2021	190	77	30	39	65
January 10, 2021	173	83	25	32	40
January 17, 2021	123	55	31	28	52
January 24, 2021	113	66	21	27	34
January 31, 2021	98	50	18	14	38
February 7, 2021	85	57	13	15	38
February 14, 2021	79	36	18	12	25
February 21, 2021	69	40	11	12	22
February 28, 2021	78	41	10	9	23
March 7, 2021	53	30	10	8	33
March 14, 2021	81	31	8	5	27
March 21, 2021	54	30	10	8	30
March 28, 2021	69	28	6	12	35
April 4, 2021	64	33	1	6	48
April 11, 2021	70	48	10	16	56
April 18, 2021	105	54	24	22	68
April 25, 2021	86	56	21	24	85
May 2, 2021	76	46	26	13	82
May 9, 2021	74	51	21	18	82
May 16, 2021	85	38	11	16	44
May 23, 2021	50	25	11	15	67
May 30, 2021	69	24	6	11	29
June 6, 2021	46	31	11	11	38
June 13, 2021	53	30	12	10	37
June 20, 2021	59	18	8	7	32
June 27, 2021	39	23	7	7	23
July 4, 2021	38	12	6	6	27
July 11, 2021	41	20	10	16	25
July 18, 2021	68	32	11	19	30
July 25, 2021	94	67	18	33	55
August 1, 2021	130	86	41	47	103
August 8, 2021	191	116	47	66	135
August 15, 2021	212	154	75	75	138
August 22, 2021	273	159	69	71	148
August 29, 2021	248	165	70	67	161
September 5, 2021	225	119	62	54	167
September 12, 2021	196	112	55	52	143
September 19, 2021	170	82	53	43	148
September 26, 2021	152	88	39	36	127
October 3, 2021	124	72	32	38	133
October 10, 2021	135	70	20	32	97

## T4. Length of Stay

Week of Admit Date	Length of Stay Bins				Unkno..
	1 to 4 D..	5 to 9 D..	10 to 1..	15+ Days	
October 17, 2021	127	67	36	29	108
October 24, 2021	137	64	23	21	130
October 31, 2021	95	66	26	33	101
November 7, 2021	117	58	25	24	76
November 14, 2021	87	45	13	25	85
November 21, 2021	100	47	22	24	87
November 28, 2021	97	49	13	26	88
December 5, 2021	86	55	25	19	91
December 12, 2021	81	42	18	24	70
December 19, 2021	89	37	16	27	70
December 26, 2021	142	52	26	28	132
January 2, 2022	209	82	32	43	176
January 9, 2022	271	99	29	39	211
January 16, 2022	331	108	59	48	244
January 23, 2022	333	134	60	61	224
January 30, 2022	351	116	45	55	198
February 6, 2022	290	82	43	31	166
February 13, 2022	231	77	29	20	125
February 20, 2022	174	58	21	9	85
February 27, 2022	100	46	20	18	71
March 6, 2022	74	28	8	7	62
March 13, 2022	60	20	8	6	37
March 20, 2022	34	16	5	7	33
March 27, 2022	31	15	1	2	30
April 3, 2022	48	9	1	3	22
April 10, 2022	35	9	2	2	37
April 17, 2022	46	11	5	11	47
April 24, 2022	56	20	6	7	58
May 1, 2022	76	19	4	6	60
May 8, 2022	112	21	9	6	88
May 15, 2022	104	28	6	8	106
May 22, 2022	95	30	7	4	110
May 29, 2022	114	26	10	4	122
June 5, 2022	112	19	8	2	108
June 12, 2022	98	28	2	1	105
June 19, 2022	94	13			133



## T6. Race

Week of Admit ..	Race							
	AI/AN	Asian	Black	Multira..	Other	Pacific I..	Refuse..	White
Null	35	19	26	18	155	7	306	1,074
February 9, 2020								1
February 23, 20..					1			1
March 1, 2020					1		1	5
March 8, 2020		2			2		1	10
March 15, 2020				1	17	1	5	40
March 22, 2020	4	6	6	3	31	1	4	78
March 29, 2020	2	11	5	1	23	4	3	83
April 5, 2020	2	5	1		22	1	3	54
April 12, 2020	1	5	7	5	17		1	67
April 19, 2020	2	2	4	4	17	1	2	67
April 26, 2020	1	3	3		20	2	3	59
May 3, 2020		3			13		2	37
May 10, 2020			2		12	1	1	32
May 17, 2020			2	1	14	2		30
May 24, 2020	1		1	1	9	3	2	21
May 31, 2020	3	2	2	2	16	7	3	22
June 7, 2020	2	2	2	2	13	9	3	35
June 14, 2020	2	3	12	2	17	6	7	47
June 21, 2020	1	4	3		26	4	4	63
June 28, 2020	5	6	4	3	28	11	5	45
July 5, 2020	9	7	8	2	40	1	17	77
July 12, 2020	2	2	3		49	2	14	68
July 19, 2020	13	5	2		36	3	12	52
July 26, 2020	5	4	6		39	3	16	61
August 2, 2020	6	3	3	4	45	3	13	65
August 9, 2020	6	5	4	3	38	3	10	75
August 16, 2020	8	5	6		29	5	8	63
August 23, 2020	4	5	4	1	19	4	13	48
August 30, 2020	3	1	3	2	22	3	4	52
September 6, 2..	2	2	4		26	2	7	59
September 13, ..	5	3	3		15	4	4	82
September 20, ..	5	5	7	3	27	1	8	105
September 27, ..	1	2	2	1	23	2	3	71
October 4, 2020	7	5	9	3	25		10	95
October 11, 2020	8	1	8	2	33		13	77
October 18, 2020	2	1	5	3	45		4	71
October 25, 2020	4	6	3	2	37		14	96
November 1, 20..	7	12	11	5	56	4	19	164
November 8, 20..	8	14	11	13	64	4	31	244
November 15, 2..	6	27	13	5	61	7	47	262
November 22, 2..	7	19	17	7	85	5	61	304
November 29, 2..	14	24	18	8	89	2	65	342
December 6, 20..	16	22	13	6	101	4	48	274

## T6. Race

Week of Admit ..	Race							
	AI/AN	Asian	Black	Multira..	Other	Pacific I..	Refuse..	White
December 13, 2..	11	28	14	6	75	4	58	297
December 20, 2..	17	13	12	7	69	2	43	257
December 27, 2..	8	5	12	4	70	3	59	251
January 3, 2021	10	14	11	6	57	7	30	266
January 10, 2021	3	5	10	5	57	5	47	221
January 17, 2021	6	3	9	5	51	3	31	181
January 24, 2021	2	7	5	7	45	2	21	172
January 31, 2021	3	6	6	4	39	3	12	145
February 7, 2021	5	11	4	4	38	2	18	126
February 14, 20..	3	4	4	4	36	1	11	107
February 21, 20..	3	6	7	4	26	1	13	94
February 28, 20..		1	7	5	21	7	7	113
March 7, 2021	4	2	5	5	20	1	12	85
March 14, 2021	3	8	7	3	20		13	98
March 21, 2021	2	5	10	3	18	2	11	81
March 28, 2021	3	8	7	4	14	1	17	96
April 4, 2021	3	4	8	3	12		17	105
April 11, 2021	8	6	14	4	21		15	132
April 18, 2021	5	9	8	9	31	3	26	182
April 25, 2021	6	2	17	4	39	1	36	167
May 2, 2021	7	7	14	5	17	3	16	174
May 9, 2021	4	5	10	9	15	1	31	171
May 16, 2021	5	7	10	1	24	1	17	129
May 23, 2021	3	6	5	5	18	1	23	107
May 30, 2021	4	2	5	3	8	2	14	101
June 6, 2021			4	1	11	1	21	99
June 13, 2021	2		13	2	15	2	8	100
June 20, 2021	6		9	2	10		11	86
June 27, 2021	2	1	3	2	19		11	61
July 4, 2021	2	1	4	2	11		12	57
July 11, 2021	1	1	4	3	11		12	80
July 18, 2021	3	1	2	3	13		16	122
July 25, 2021	10	4	12		19	3	34	185
August 1, 2021	7	6	10	9	27	3	56	289
August 8, 2021	9	1	15	9	52	2	77	390
August 15, 2021	15	11	12	10	33		104	469
August 22, 2021	10	11	16	3	44		134	502
August 29, 2021	11	15	11	6	38	3	135	492
September 5, 2..	10	7	14	5	54	6	108	423
September 12, ..	9	11	17	4	35	1	94	387
September 19, ..	6	7	17	3	41	2	81	339
September 26, ..	6	4	10	6	36	4	70	306
October 3, 2021	4	8	16	6	40	2	46	277
October 10, 2021	8	4	11	6	33		49	243

## T6. Race

Week of Admit ..	Race							
	AI/AN	Asian	Black	Multira..	Other	Pacific I..	Refuse..	White
October 17, 2021	2	5	14	2	29		46	269
October 24, 2021	12	1	9	2	38	1	56	256
October 31, 2021	3	8	11	2	20	2	48	227
November 7, 20..	2	2	5	2	16	2	46	225
November 14, 2..	7	3	6	2	16		50	171
November 21, 2..	4	10	10	2	25	1	41	187
November 28, 2..	4	4	9	1	18		39	198
December 5, 20..	6	2	6	4	21		53	184
December 12, 2..	4	3	3	4	13	1	35	172
December 19, 2..	2	8	3	1	21		33	171
December 26, 2..	5	5	11	3	28	2	49	277
January 2, 2022	7	15	24	7	52	2	57	378
January 9, 2022	7	24	36	6	61	4	61	450
January 16, 2022	10	17	26	9	65	2	72	589
January 23, 2022	14	20	30	5	66	1	111	565
January 30, 2022	20	15	16	2	56	2	92	562
February 6, 2022	11	20	16	2	70		65	428
February 13, 20..	8	9	12	2	31	2	60	358
February 20, 20..	4	7	9		29		55	243
February 27, 20..	4	5	10	2	12	1	26	195
March 6, 2022	3	2	6	1	19		17	131
March 13, 2022		3	3		8		13	104
March 20, 2022	2	2	1		10		11	69
March 27, 2022	1		4		10	1	10	53
April 3, 2022		3	2	1	6		7	64
April 10, 2022	1		4		8		7	65
April 17, 2022	2	3	5		13	1	18	78
April 24, 2022	2	3	3		12	1	20	106
May 1, 2022	3	3	4	2	10		20	123
May 8, 2022	5	4	9	1	13	1	34	169
May 15, 2022	4	11	6	1	17		24	189
May 22, 2022	1	8	9	2	11		21	194
May 29, 2022	3	5	9	1	19	1	37	201
June 5, 2022	3	11	5	1	15		34	180
June 12, 2022	2	6	9		23		22	172
June 19, 2022	3	6	10		7	1	20	193

## T7. Ethnicity

Week of Admit Date	Ethnicity		
	Hispanic	Not His..	Refuse..
Null	186	954	500
February 9, 2020		1	
February 23, 2020	1	1	
March 1, 2020	1	5	1
March 8, 2020	3	11	1
March 15, 2020	18	42	4
March 22, 2020	39	91	3
March 29, 2020	26	100	6
April 5, 2020	23	61	4
April 12, 2020	18	81	4
April 19, 2020	20	79	
April 26, 2020	22	61	8
May 3, 2020	16	38	1
May 10, 2020	15	31	2
May 17, 2020	16	30	3
May 24, 2020	12	21	5
May 31, 2020	18	33	6
June 7, 2020	14	46	8
June 14, 2020	21	68	7
June 21, 2020	33	61	11
June 28, 2020	32	68	7
July 5, 2020	49	93	19
July 12, 2020	52	75	13
July 19, 2020	40	69	14
July 26, 2020	45	74	15
August 2, 2020	50	78	14
August 9, 2020	44	82	18
August 16, 2020	38	79	7
August 23, 2020	26	58	14
August 30, 2020	25	56	9
September 6, 2020	32	59	11
September 13, 2020	13	92	11
September 20, 2020	35	116	10
September 27, 2020	22	72	11
October 4, 2020	25	105	24
October 11, 2020	35	90	17
October 18, 2020	46	73	12
October 25, 2020	42	97	23
November 1, 2020	62	174	42
November 8, 2020	71	243	75
November 15, 2020	76	246	106
November 22, 2020	85	279	141
November 29, 2020	96	331	135
December 6, 2020	103	267	114

## T7. Ethnicity

Week of Admit Date	Ethnicity		
	Hispanic	Not His..	Refuse..
December 13, 2020	82	287	124
December 20, 2020	66	253	101
December 27, 2020	72	242	98
January 3, 2021	52	259	90
January 10, 2021	55	210	88
January 17, 2021	43	182	64
January 24, 2021	44	155	62
January 31, 2021	35	145	38
February 7, 2021	39	135	34
February 14, 2021	31	108	31
February 21, 2021	29	104	21
February 28, 2021	19	114	28
March 7, 2021	25	87	22
March 14, 2021	16	115	21
March 21, 2021	16	95	21
March 28, 2021	17	108	25
April 4, 2021	13	108	31
April 11, 2021	27	127	46
April 18, 2021	38	194	41
April 25, 2021	45	155	72
May 2, 2021	26	178	39
May 9, 2021	21	172	53
May 16, 2021	26	134	34
May 23, 2021	19	111	38
May 30, 2021	8	105	26
June 6, 2021	14	93	30
June 13, 2021	11	100	31
June 20, 2021	10	87	27
June 27, 2021	12	64	23
July 4, 2021	7	58	24
July 11, 2021	10	75	27
July 18, 2021	14	109	37
July 25, 2021	19	179	69
August 1, 2021	26	229	152
August 8, 2021	44	324	187
August 15, 2021	36	385	233
August 22, 2021	34	423	263
August 29, 2021	38	427	246
September 5, 2021	44	380	203
September 12, 2021	34	337	187
September 19, 2021	30	297	169
September 26, 2021	33	232	177
October 3, 2021	31	233	135
October 10, 2021	24	203	127

## T7. Ethnicity

Week of Admit Date	Ethnicity		
	Hispanic	Not His..	Refuse..
October 17, 2021	23	214	130
October 24, 2021	26	218	131
October 31, 2021	20	201	100
November 7, 2021	14	185	101
November 14, 2021	14	153	88
November 21, 2021	18	191	71
November 28, 2021	17	190	66
December 5, 2021	25	176	75
December 12, 2021	8	154	73
December 19, 2021	18	169	52
December 26, 2021	21	275	84
January 2, 2022	44	391	107
January 9, 2022	59	457	133
January 16, 2022	62	578	150
January 23, 2022	58	546	208
January 30, 2022	69	512	184
February 6, 2022	47	416	149
February 13, 2022	27	340	115
February 20, 2022	23	227	97
February 27, 2022	15	189	51
March 6, 2022	19	118	42
March 13, 2022	8	93	30
March 20, 2022	6	70	19
March 27, 2022	6	58	15
April 3, 2022	6	65	12
April 10, 2022	7	70	8
April 17, 2022	9	88	23
April 24, 2022	10	109	28
May 1, 2022	8	125	32
May 8, 2022	11	179	46
May 15, 2022	11	197	44
May 22, 2022	10	204	32
May 29, 2022	19	205	52
June 5, 2022	14	185	50
June 12, 2022	14	178	42
June 19, 2022	8	200	32

## T8. Hospitalization Status

Day of DOD	Hosp		
	Yes	No	Unkno..
Null	1	1	2
March 14, 2020	1	1	
March 17, 2020	1		
March 20, 2020	1		
March 22, 2020	2	1	
March 23, 2020	2		
March 24, 2020	2		
March 25, 2020	1	1	
March 27, 2020	1		
March 28, 2020	1		
March 29, 2020	2	2	
March 30, 2020	1	2	
April 1, 2020	3	1	1
April 2, 2020	1	4	
April 3, 2020		3	
April 4, 2020	1	2	
April 5, 2020	1	3	
April 6, 2020	3	1	
April 7, 2020	4		
April 8, 2020	4		
April 9, 2020		1	
April 10, 2020	3		
April 11, 2020	2	1	
April 12, 2020	4		1
April 13, 2020	1	1	
April 14, 2020	2	2	
April 15, 2020	1	1	
April 16, 2020	3		
April 17, 2020	2		
April 18, 2020	2	2	
April 19, 2020	2		
April 20, 2020	2	1	
April 21, 2020	2		
April 22, 2020	3	2	
April 23, 2020	2		
April 24, 2020	1		
April 25, 2020	4	1	
April 26, 2020	3		
April 27, 2020	2		
April 29, 2020	1		
April 30, 2020	2		
May 1, 2020	3		
May 2, 2020	5		
May 3, 2020	2		

## T8. Hospitalization Status

Day of DOD	Hosp		
	Yes	No	Unkno..
May 4, 2020	3		
May 5, 2020	3	1	
May 6, 2020	3	1	
May 7, 2020	1		
May 8, 2020	4		
May 9, 2020	2	1	
May 10, 2020	2		1
May 11, 2020	2		
May 12, 2020	2		1
May 13, 2020	2		
May 15, 2020			1
May 16, 2020		2	
May 17, 2020		2	
May 18, 2020	1		
May 19, 2020	1		
May 20, 2020	2		
May 22, 2020	1		
May 23, 2020	1		
May 24, 2020	1		
May 25, 2020	1		
May 26, 2020	2		
May 27, 2020	1		
May 28, 2020	1		
May 29, 2020	1	1	
May 30, 2020	1		1
May 31, 2020	1	1	
June 1, 2020	1		
June 2, 2020	1		
June 3, 2020	2	1	
June 4, 2020	1		
June 7, 2020	1		
June 8, 2020	2	1	
June 10, 2020	3	2	
June 11, 2020	2	2	
June 12, 2020		1	
June 13, 2020	1	1	
June 14, 2020	2	1	
June 15, 2020	1	2	
June 16, 2020		2	
June 18, 2020		1	1
June 19, 2020	1		
June 20, 2020	1	1	
June 21, 2020		2	
June 22, 2020	1	1	



## T8. Hospitalization Status

Day of DOD	Hosp		
	Yes	No	Unkno..
June 23, 2020	2	1	
June 24, 2020	1	1	
June 25, 2020	2	1	
June 26, 2020	1		
June 27, 2020	1		
June 28, 2020	3	1	
June 29, 2020	1	3	
June 30, 2020	4		
July 1, 2020	1	1	
July 2, 2020	3	1	
July 3, 2020	1	1	
July 4, 2020	1	1	
July 5, 2020	2		1
July 6, 2020	1	1	
July 7, 2020	2	2	
July 8, 2020	1	2	
July 9, 2020	1	1	
July 10, 2020		1	
July 11, 2020	1	2	
July 12, 2020	2	1	
July 13, 2020	1	2	
July 14, 2020	2		2
July 15, 2020	3	2	
July 16, 2020	3	1	1
July 17, 2020	5	1	
July 18, 2020	3	3	
July 19, 2020	4		
July 20, 2020	3		
July 21, 2020	6		
July 22, 2020	3	1	
July 23, 2020	3	3	1
July 24, 2020	2	1	
July 25, 2020	3		1
July 26, 2020	4	1	
July 27, 2020	2	3	1
July 28, 2020	6	3	1
July 29, 2020	4		
July 30, 2020	3		
July 31, 2020	1	1	
August 1, 2020	6	1	
August 2, 2020	2	1	1
August 3, 2020	2	1	
August 4, 2020		1	4
August 5, 2020	3	3	

## T8. Hospitalization Status

Day of DOD	Hosp		
	Yes	No	Unkno..
August 6, 2020	5		
August 7, 2020	3	2	
August 8, 2020	3	1	1
August 9, 2020	4	4	
August 10, 2020	1	1	1
August 11, 2020	5	1	
August 12, 2020	2	1	
August 13, 2020	3		
August 14, 2020	2	2	
August 15, 2020	8	4	
August 16, 2020	2	2	
August 17, 2020	1	1	
August 18, 2020	2	2	
August 19, 2020	4		
August 20, 2020	1		
August 21, 2020	5	2	
August 22, 2020	5		
August 23, 2020	3	5	
August 24, 2020		2	
August 25, 2020	3	2	
August 26, 2020	4	2	
August 27, 2020	3		
August 28, 2020	6		
August 29, 2020	5	1	
August 30, 2020	1		
August 31, 2020	1	1	
September 1, 2020	2	1	
September 2, 2020	3	2	
September 3, 2020	3	2	
September 4, 2020	2	2	
September 5, 2020	2	3	
September 6, 2020	3	2	
September 7, 2020	1	2	
September 8, 2020	3	2	
September 9, 2020		2	
September 10, 2020	4		
September 11, 2020	4	2	
September 12, 2020	1	2	
September 13, 2020	2	1	
September 14, 2020	2		
September 15, 2020	3		
September 16, 2020			1
September 17, 2020	2	1	
September 18, 2020	5		

## T8. Hospitalization Status

Day of DOD	Hosp		
	Yes	No	Unkno..
September 19, 2020	1		
September 20, 2020	4	2	
September 21, 2020	1		
September 22, 2020	3		
September 23, 2020	3		
September 24, 2020	2	1	
September 25, 2020	1		1
September 26, 2020	2		1
September 27, 2020	2		1
September 28, 2020	1		1
September 29, 2020	1		
September 30, 2020	4	1	1
October 1, 2020	1	2	
October 2, 2020	4		1
October 3, 2020	2		1
October 4, 2020	4	1	
October 5, 2020	5	1	2
October 6, 2020	2	1	2
October 7, 2020	2	1	
October 8, 2020		2	
October 9, 2020	3		
October 10, 2020	1	2	
October 11, 2020	2	2	
October 12, 2020	4	1	
October 13, 2020	5		
October 14, 2020	3	2	
October 15, 2020	3	1	
October 16, 2020	3		
October 17, 2020	9	3	
October 18, 2020	5		
October 19, 2020	4		
October 20, 2020	1	1	1
October 21, 2020	3		1
October 22, 2020	1		1
October 23, 2020	3		1
October 24, 2020	7	1	1
October 25, 2020	5	2	
October 26, 2020	1		
October 27, 2020	1	1	
October 28, 2020	1	2	
October 29, 2020	6	4	
October 30, 2020	7		
October 31, 2020	6		1
November 1, 2020	5	2	1

## T8. Hospitalization Status

Day of DOD	Hosp		
	Yes	No	Unkno..
November 2, 2020	5	1	1
November 3, 2020	4		2
November 4, 2020	4	2	1
November 5, 2020	1	1	
November 6, 2020	1	1	
November 7, 2020	4	2	1
November 8, 2020	8	1	1
November 9, 2020	6	3	1
November 10, 2020	5		
November 11, 2020	5	3	1
November 12, 2020	1	1	1
November 13, 2020	6	5	2
November 14, 2020	4	4	
November 15, 2020	6	5	
November 16, 2020	2	5	4
November 17, 2020	9	4	3
November 18, 2020	7	3	1
November 19, 2020	11	2	1
November 20, 2020	7	5	
November 21, 2020	8	3	2
November 22, 2020	9	7	
November 23, 2020	15	6	1
November 24, 2020	7	3	3
November 25, 2020	15	6	4
November 26, 2020	12	7	1
November 27, 2020	18	4	2
November 28, 2020	11	4	
November 29, 2020	15	6	2
November 30, 2020	10	3	3
December 1, 2020	14	9	2
December 2, 2020	15	5	5
December 3, 2020	15	3	4
December 4, 2020	12	6	2
December 5, 2020	11	4	2
December 6, 2020	15	9	7
December 7, 2020	11	6	1
December 8, 2020	10	6	4
December 9, 2020	22	9	3
December 10, 2020	7	6	2
December 11, 2020	11	3	
December 12, 2020	14	4	5
December 13, 2020	11	9	2
December 14, 2020	4	7	3
December 15, 2020	20	5	6

## T8. Hospitalization Status

Day of DOD	Hosp		
	Yes	No	Unkno..
December 16, 2020	13	3	
December 17, 2020	11	4	4
December 18, 2020	10	8	2
December 19, 2020	6	9	3
December 20, 2020	15	4	6
December 21, 2020	15	7	
December 22, 2020	12	2	
December 23, 2020	9	5	5
December 24, 2020	9	2	1
December 25, 2020	9	7	1
December 26, 2020	10	2	2
December 27, 2020	8	2	3
December 28, 2020	12	4	1
December 29, 2020	8	6	3
December 30, 2020	15	5	3
December 31, 2020	9	4	4
January 1, 2021	15	5	3
January 2, 2021	13	5	6
January 3, 2021	10	3	2
January 4, 2021	11	11	2
January 5, 2021	10	7	2
January 6, 2021	8	4	1
January 7, 2021	9	2	5
January 8, 2021	12	11	3
January 9, 2021	8	4	3
January 10, 2021	8	7	2
January 11, 2021	8	7	3
January 12, 2021	8	3	1
January 13, 2021	7	3	1
January 14, 2021	7	4	1
January 15, 2021	11	3	
January 16, 2021	14	3	
January 17, 2021	12	2	1
January 18, 2021	11	2	1
January 19, 2021	6	4	1
January 20, 2021	12	2	
January 21, 2021	12	3	
January 22, 2021	4	6	3
January 23, 2021	14	3	
January 24, 2021	7	3	1
January 25, 2021	7	5	
January 26, 2021	16	2	1
January 27, 2021	7	4	1
January 28, 2021	10	3	1

## T8. Hospitalization Status

Day of DOD	Hosp		
	Yes	No	Unkno..
January 29, 2021	12	1	2
January 30, 2021	8	4	
January 31, 2021	7	3	3
February 1, 2021	6	2	2
February 2, 2021	13	2	1
February 3, 2021	5	2	1
February 4, 2021	4	4	
February 5, 2021	7	1	1
February 6, 2021	6	2	
February 7, 2021	5	1	
February 8, 2021	5	1	
February 9, 2021	1	2	
February 10, 2021	7	3	1
February 11, 2021	8	1	
February 12, 2021	6	2	1
February 13, 2021	3		
February 14, 2021	8	3	
February 15, 2021	6	1	
February 16, 2021		2	1
February 17, 2021	2	2	1
February 18, 2021	6	1	
February 19, 2021	5	2	
February 20, 2021	2		1
February 21, 2021	4	1	
February 22, 2021	5		
February 23, 2021	9	2	1
February 24, 2021	3		
February 25, 2021	2		
February 26, 2021	3	3	1
February 27, 2021	1	3	
February 28, 2021	8	1	
March 1, 2021	2	2	
March 2, 2021	5	2	
March 3, 2021	5	1	
March 4, 2021	2		
March 5, 2021	5		
March 6, 2021		4	
March 7, 2021	3		
March 8, 2021	6		1
March 9, 2021	2		1
March 10, 2021	2		1
March 11, 2021	2		1
March 12, 2021	1		
March 13, 2021	3		

## T8. Hospitalization Status

Day of DOD	Hosp		
	Yes	No	Unkno..
March 14, 2021	4	1	1
March 15, 2021	6		
March 16, 2021		1	
March 17, 2021	2	1	
March 18, 2021	3	1	
March 19, 2021	5		
March 20, 2021	3		
March 21, 2021	3	4	
March 22, 2021	3		
March 23, 2021	4	1	
March 24, 2021	5		
March 25, 2021	1	2	
March 26, 2021	5		
March 27, 2021	2	1	
March 28, 2021	2	1	
March 29, 2021	4		
March 30, 2021	4	2	1
March 31, 2021	3		
April 2, 2021	2		
April 3, 2021	7	2	
April 4, 2021	1		
April 5, 2021	7		
April 6, 2021	3	1	1
April 7, 2021	4	1	1
April 8, 2021		1	
April 9, 2021	3		
April 10, 2021	1		1
April 11, 2021			1
April 12, 2021	1		
April 13, 2021	3	1	1
April 14, 2021	6		1
April 15, 2021	3		2
April 16, 2021	3		
April 17, 2021		2	1
April 18, 2021	4		
April 19, 2021		2	
April 20, 2021	3	1	
April 21, 2021	2	2	1
April 22, 2021	5	2	
April 23, 2021	4		
April 24, 2021	2		1
April 25, 2021	2		
April 26, 2021	4	3	
April 27, 2021	6	1	1

## T8. Hospitalization Status

Day of DOD	Hosp		
	Yes	No	Unkno..
April 28, 2021	2	1	
April 29, 2021	7	1	1
April 30, 2021	2		
May 1, 2021	6		1
May 2, 2021	4		1
May 3, 2021	4	2	1
May 4, 2021	7		
May 5, 2021	6	2	1
May 6, 2021	6		
May 7, 2021	9		
May 8, 2021	7	1	
May 9, 2021	5	2	
May 10, 2021	8		
May 11, 2021	4	1	3
May 12, 2021	3	4	1
May 13, 2021	6	1	1
May 14, 2021	9		1
May 15, 2021	3	1	1
May 16, 2021	5		
May 17, 2021	5	1	2
May 18, 2021	11	1	1
May 19, 2021	6		1
May 20, 2021	6		2
May 21, 2021	8	2	2
May 22, 2021	4	2	
May 23, 2021	1	3	1
May 24, 2021	3	1	1
May 25, 2021	1		2
May 26, 2021	6	1	1
May 27, 2021	7	1	
May 28, 2021	1	2	2
May 29, 2021	4	1	1
May 30, 2021	2	3	3
May 31, 2021	3	1	
June 1, 2021	4	1	
June 2, 2021	5	3	
June 3, 2021	3		1
June 4, 2021	6		
June 5, 2021	2		
June 6, 2021	5	1	
June 7, 2021	5		
June 8, 2021	3	1	1
June 9, 2021		1	
June 10, 2021	4	1	



## T8. Hospitalization Status

Day of DOD	Hosp		
	Yes	No	Unkno..
June 11, 2021	2		1
June 12, 2021	1	1	2
June 13, 2021	2	2	
June 14, 2021	2	1	1
June 15, 2021	5		1
June 16, 2021	1		
June 17, 2021	4		1
June 18, 2021	7	1	
June 19, 2021	2	1	1
June 20, 2021	2		
June 21, 2021	2		
June 22, 2021	2		
June 23, 2021	3	1	
June 24, 2021	2		1
June 25, 2021	1	3	
June 26, 2021	1		
June 28, 2021	3	1	
June 29, 2021	6		1
June 30, 2021	2		
July 1, 2021	2		
July 2, 2021	1	1	
July 3, 2021	2		
July 4, 2021	2		
July 5, 2021	1	1	
July 6, 2021	6		
July 7, 2021	1		
July 8, 2021	4	2	
July 9, 2021		1	
July 12, 2021	1		
July 13, 2021	3	1	
July 14, 2021	2		
July 15, 2021	2		
July 16, 2021	3	1	
July 17, 2021	2	1	
July 18, 2021	2	1	
July 19, 2021	1		
July 20, 2021	3	1	1
July 21, 2021	1		
July 22, 2021	1		
July 23, 2021	3		1
July 24, 2021	4	1	1
July 25, 2021	4	2	
July 26, 2021		2	1
July 27, 2021	1	1	2

## T8. Hospitalization Status

Day of DOD	Hosp		
	Yes	No	Unkno..
July 28, 2021	2	1	1
July 29, 2021	5	3	
July 30, 2021	3	1	
July 31, 2021	4	2	1
August 1, 2021	3		
August 2, 2021	7		1
August 3, 2021	7	1	
August 4, 2021	7	2	2
August 5, 2021	9		4
August 6, 2021	7	2	
August 7, 2021	5	3	5
August 8, 2021	6	1	1
August 9, 2021	3	3	4
August 10, 2021	13	1	1
August 11, 2021	9	4	4
August 12, 2021	7	2	2
August 13, 2021	8	2	5
August 14, 2021	12	2	2
August 15, 2021	11	2	
August 16, 2021	8	2	2
August 17, 2021	20	4	3
August 18, 2021	12	3	3
August 19, 2021	18	11	5
August 20, 2021	16	4	4
August 21, 2021	15	4	8
August 22, 2021	21	4	4
August 23, 2021	19	7	3
August 24, 2021	17	4	4
August 25, 2021	13	5	6
August 26, 2021	21	5	5
August 27, 2021	20	3	8
August 28, 2021	20	2	7
August 29, 2021	27	3	5
August 30, 2021	23	5	8
August 31, 2021	22		2
September 1, 2021	37	4	5
September 2, 2021	22	4	6
September 3, 2021	27	4	7
September 4, 2021	28	5	8
September 5, 2021	30	3	6
September 6, 2021	27	3	5
September 7, 2021	25	4	8
September 8, 2021	16	7	4
September 9, 2021	24	4	3

## T8. Hospitalization Status

Day of DOD	Hosp		
	Yes	No	Unkno..
September 10, 2021	22	2	8
September 11, 2021	26	4	4
September 12, 2021	23	4	8
September 13, 2021	21	7	2
September 14, 2021	21	2	8
September 15, 2021	14	6	4
September 16, 2021	20	4	8
September 17, 2021	21	6	3
September 18, 2021	24	2	6
September 19, 2021	16	2	5
September 20, 2021	25	4	7
September 21, 2021	16	3	6
September 22, 2021	20	7	3
September 23, 2021	21	6	7
September 24, 2021	28	2	3
September 25, 2021	16	2	6
September 26, 2021	16	3	5
September 27, 2021	12	10	4
September 28, 2021	13	2	9
September 29, 2021	18	2	6
September 30, 2021	11	4	4
October 1, 2021	16	1	6
October 2, 2021	17	5	6
October 3, 2021	23	3	3
October 4, 2021	27	2	4
October 5, 2021	15		3
October 6, 2021	22	2	3
October 7, 2021	14	7	3
October 8, 2021	25	3	3
October 9, 2021	12	2	3
October 10, 2021	7	1	3
October 11, 2021	25	2	6
October 12, 2021	8		2
October 13, 2021	10	3	4
October 14, 2021	14	1	7
October 15, 2021	20	1	1
October 16, 2021	7	1	2
October 17, 2021	12	1	6
October 18, 2021	15	2	7
October 19, 2021	14	3	4
October 20, 2021	17	1	4
October 21, 2021	8	4	4
October 22, 2021	13	4	6
October 23, 2021	17	3	6

## T8. Hospitalization Status

Day of DOD	Hosp		
	Yes	No	Unkno..
October 24, 2021	15	2	2
October 25, 2021	13	4	3
October 26, 2021	13	2	1
October 27, 2021	21	4	7
October 28, 2021	13	3	5
October 29, 2021	10	2	1
October 30, 2021	10	1	3
October 31, 2021	11	3	3
November 1, 2021	12	2	3
November 2, 2021	9	3	3
November 3, 2021	11	1	2
November 4, 2021	13	2	3
November 5, 2021	11		2
November 6, 2021	12	2	1
November 7, 2021	9	1	3
November 8, 2021	3	2	1
November 9, 2021	12		2
November 10, 2021	7	1	5
November 11, 2021	10	1	6
November 12, 2021	5		1
November 13, 2021	13	1	1
November 14, 2021	6	1	2
November 15, 2021	12	1	3
November 16, 2021	11	1	3
November 17, 2021	10		2
November 18, 2021	12	2	2
November 19, 2021	15	1	1
November 20, 2021	8	1	4
November 21, 2021	8	3	4
November 22, 2021	5		4
November 23, 2021	12	2	2
November 24, 2021	8	1	2
November 25, 2021	6	1	4
November 26, 2021	11		2
November 27, 2021	17	2	1
November 28, 2021	9	1	3
November 29, 2021	2	2	1
November 30, 2021	18		5
December 1, 2021	6		4
December 2, 2021	11	1	3
December 3, 2021	6		4
December 4, 2021	4	1	2
December 5, 2021	6	2	1
December 6, 2021	10	3	3

## T8. Hospitalization Status

Day of DOD	Hosp		
	Yes	No	Unkno..
December 7, 2021	7		4
December 8, 2021	9	1	1
December 9, 2021	10	4	3
December 10, 2021	9	2	2
December 11, 2021	5	3	1
December 12, 2021	12		3
December 13, 2021	12	1	3
December 14, 2021	10		
December 15, 2021	6	5	
December 16, 2021	4	1	3
December 17, 2021	3	1	1
December 18, 2021	5	3	2
December 19, 2021	9		1
December 20, 2021	10	1	
December 21, 2021	7		1
December 22, 2021	6	3	2
December 23, 2021	7	3	2
December 24, 2021	9	1	4
December 25, 2021	6		
December 26, 2021	14		2
December 27, 2021	7	2	
December 28, 2021	8		
December 29, 2021	7	1	1
December 30, 2021	10	1	2
December 31, 2021	5	2	3
January 1, 2022	8	1	4
January 2, 2022	10	1	2
January 3, 2022	7		2
January 4, 2022	5		3
January 5, 2022	10		4
January 6, 2022	11	1	1
January 7, 2022	14	2	4
January 8, 2022	9		2
January 9, 2022	8		1
January 10, 2022	10		2
January 11, 2022	12	1	6
January 12, 2022	16	3	9
January 13, 2022	13		4
January 14, 2022	10	1	4
January 15, 2022	6	4	6
January 16, 2022	15	3	5
January 17, 2022	13		6
January 18, 2022	10		8
January 19, 2022	12	1	6

## T8. Hospitalization Status

Day of DOD	Hosp		
	Yes	No	Unkno..
January 20, 2022	15	1	5
January 21, 2022	19	2	5
January 22, 2022	13	1	6
January 23, 2022	13	2	10
January 24, 2022	9	2	4
January 25, 2022	23	3	4
January 26, 2022	21	3	8
January 27, 2022	14		11
January 28, 2022	26	2	10
January 29, 2022	17	2	7
January 30, 2022	13	2	9
January 31, 2022	14	4	10
February 1, 2022	8	4	6
February 2, 2022	16	2	12
February 3, 2022	19	1	7
February 4, 2022	19	4	6
February 5, 2022	22	3	8
February 6, 2022	9		4
February 7, 2022	11	1	5
February 8, 2022	20	1	4
February 9, 2022	26	1	7
February 10, 2022	22	3	18
February 11, 2022	16	1	9
February 12, 2022	14		7
February 13, 2022	21	1	3
February 14, 2022	16	2	2
February 15, 2022	16	1	8
February 16, 2022	18	1	1
February 17, 2022	15	2	6
February 18, 2022	14		3
February 19, 2022	20		3
February 20, 2022	22	2	1
February 21, 2022	11	2	6
February 22, 2022	19		3
February 23, 2022	8	1	1
February 24, 2022	19	1	3
February 25, 2022	17		3
February 26, 2022	12		1
February 27, 2022	12	1	4
February 28, 2022	9	3	3
March 1, 2022	12	2	2
March 2, 2022	9	1	5
March 3, 2022	13	1	3
March 4, 2022	10	1	

## T8. Hospitalization Status

Day of DOD	Hosp		
	Yes	No	Unkno..
March 5, 2022	12		5
March 6, 2022	5		2
March 7, 2022	8		
March 8, 2022	7		4
March 9, 2022	6		1
March 10, 2022	4		3
March 11, 2022	7	1	3
March 12, 2022	4	2	6
March 13, 2022	4		1
March 14, 2022	3		3
March 15, 2022	1		1
March 16, 2022	7	2	1
March 17, 2022	3		3
March 18, 2022	9	1	
March 19, 2022	9		
March 20, 2022	2	1	4
March 21, 2022	4	1	1
March 22, 2022	4	2	
March 23, 2022	1		
March 24, 2022	4		2
March 25, 2022			1
March 26, 2022	1		1
March 27, 2022	1		1
March 28, 2022	5	1	
March 29, 2022	3		1
March 30, 2022	3		
March 31, 2022	1		1
April 1, 2022	2		1
April 2, 2022	2		1
April 3, 2022	1		2
April 4, 2022	1		2
April 5, 2022	1		
April 6, 2022	5		
April 7, 2022	1		1
April 8, 2022	2	1	
April 9, 2022	1		
April 10, 2022	1		1
April 11, 2022	2		1
April 12, 2022	1	1	
April 13, 2022	3		2
April 14, 2022	1	1	
April 15, 2022	2		
April 17, 2022			1
April 18, 2022	4		

## T8. Hospitalization Status

Day of DOD	Hosp		
	Yes	No	Unkno..
April 19, 2022			1
April 20, 2022	2	1	1
April 21, 2022	2		
April 22, 2022	3	1	1
April 23, 2022	2		1
April 24, 2022			3
April 25, 2022	1	1	
April 26, 2022	6		
April 27, 2022			3
April 28, 2022	2		
April 29, 2022	1		2
April 30, 2022	2	1	
May 1, 2022	1		
May 2, 2022	5		
May 3, 2022	2		1
May 4, 2022	3	1	3
May 5, 2022	4		
May 6, 2022	6	1	
May 7, 2022	1		
May 8, 2022	3		2
May 9, 2022	3		
May 10, 2022	1	1	1
May 11, 2022	7		
May 12, 2022	5	1	1
May 13, 2022	2		1
May 14, 2022	2	1	1
May 15, 2022	2	1	
May 16, 2022	2		2
May 17, 2022	3	1	1
May 18, 2022	2	1	
May 19, 2022	1	1	1
May 20, 2022	4		2
May 21, 2022	6		1
May 22, 2022	3		1
May 23, 2022	1	1	
May 24, 2022	2		
May 25, 2022	2		2
May 26, 2022	4		1
May 27, 2022	1	1	
May 28, 2022	3	1	1
May 29, 2022	2		
May 30, 2022	4		4
May 31, 2022	5		3
June 1, 2022	6	1	3



## T8. Hospitalization Status

Day of DOD	Hosp		
	Yes	No	Unkno..
June 2, 2022	7	1	1
June 3, 2022		2	1
June 4, 2022	1		
June 5, 2022	5		1
June 6, 2022	2		
June 7, 2022	2		2
June 8, 2022	3	2	1
June 9, 2022	2	1	
June 10, 2022	1		1
June 11, 2022	4		
June 12, 2022	4	1	1
June 13, 2022	1		1
June 14, 2022	2		2
June 15, 2022	1		
June 16, 2022	2		
June 17, 2022	4		
June 18, 2022	4		
June 19, 2022	1		
June 20, 2022	2		
June 21, 2022	1	1	1
June 22, 2022	3		
June 23, 2022	3		
June 24, 2022	2		

## T9. Underlying Conditions

Week of DOD	Underlying Cond		
	Yes	No	Unkno..
Null	2		2
March 8, 2020	1	1	
March 15, 2020	2		
March 22, 2020	10		1
March 29, 2020	20		3
April 5, 2020	23		
April 12, 2020	22		
April 19, 2020	20		
April 26, 2020	15		1
May 3, 2020	19	1	1
May 10, 2020	12		1
May 17, 2020	8		
May 24, 2020	10		
May 31, 2020	8		
June 7, 2020	16		
June 14, 2020	12		1
June 21, 2020	14		
June 28, 2020	22		
July 5, 2020	14	2	2
July 12, 2020	28	2	2
July 19, 2020	30		1
July 26, 2020	34		3
August 2, 2020	30		3
August 9, 2020	34		5
August 16, 2020	25		2
August 23, 2020	32	1	3
August 30, 2020	24	1	
September 6, 2020	27	1	
September 13, 2020	15	1	2
September 20, 2020	19	1	1
September 27, 2020	22		1
October 4, 2020	28		1
October 11, 2020	37		1
October 18, 2020	29	1	1
October 25, 2020	32	4	1
November 1, 2020	36	1	2
November 8, 2020	49	4	5
November 15, 2020	77	5	6
November 22, 2020	125	2	8
November 29, 2020	132	4	12
December 6, 2020	144	6	5
December 13, 2020	123	4	13
December 20, 2020	114	2	7
December 27, 2020	127	1	6

## T9. Underlying Conditions

Week of DOD	Underlying Cond		
	Yes	No	Unkno..
January 3, 2021	123	2	3
January 10, 2021	94	1	6
January 17, 2021	91	1	7
January 24, 2021	88	6	1
January 31, 2021	63	4	5
February 7, 2021	43	1	3
February 14, 2021	42		1
February 21, 2021	36		2
February 28, 2021	36	1	
March 7, 2021	20	1	2
March 14, 2021	27		1
March 21, 2021	29	1	1
March 28, 2021	26	1	1
April 4, 2021	25		
April 11, 2021	24	1	
April 18, 2021	27	1	1
April 25, 2021	35	1	2
May 2, 2021	47	1	3
May 9, 2021	48	3	3
May 16, 2021	56		3
May 23, 2021	34	3	3
May 30, 2021	32	1	4
June 6, 2021	27		2
June 13, 2021	30	2	
June 20, 2021	13		5
June 27, 2021	16		3
July 4, 2021	16		2
July 11, 2021	16		
July 18, 2021	16	2	3
July 25, 2021	33	1	2
August 1, 2021	57	2	6
August 8, 2021	84	5	3
August 15, 2021	134	2	19
August 22, 2021	186	5	7
August 29, 2021	233	6	13
September 5, 2021	213	4	18
September 12, 2021	202	5	7
September 19, 2021	189	5	11
September 26, 2021	153	5	12
October 3, 2021	164	5	10
October 10, 2021	123	1	1
October 17, 2021	141	1	9
October 24, 2021	127	2	6
October 31, 2021	101	2	6

## T9. Underlying Conditions

Week of DOD	Underlying Cond		
	Yes	No	Unkno..
November 7, 2021	78	1	5
November 14, 2021	90	2	6
November 21, 2021	86	6	3
November 28, 2021	78	1	4
December 5, 2021	76	3	7
December 12, 2021	69	2	4
December 19, 2021	70	1	1
December 26, 2021	73	1	4
January 2, 2022	80	2	6
January 9, 2022	111		5
January 16, 2022	138	1	7
January 23, 2022	182		9
January 30, 2022	178		11
February 6, 2022	169		10
February 13, 2022	141		12
February 20, 2022	127		5
February 27, 2022	104		4
March 6, 2022	63		
March 13, 2022	46		2
March 20, 2022	28		1
March 27, 2022	20		3
April 3, 2022	18		
April 10, 2022	16		
April 17, 2022	20		
April 24, 2022	21		1
May 1, 2022	27		1
May 8, 2022	27		5
May 15, 2022	30		1
May 22, 2022	21		3
May 29, 2022	26		15
June 5, 2022	22		5
June 12, 2022	16		7
June 19, 2022	9		5