

Case Demographics Disease Severity Severity Trends Data current as of 12:01am 8/3/2022

Oregon's COVID-19 Case Rates by Demographic Group

This dashboard shows the case rates per 100,000 people and the total number of reported COVID-19 cases in Oregon broken out by sex, age group, race, and ethnicity. Use the toggle below to see how many COVID-19 cases in each demographic group were ever hospitalized for their illness and how many have died from their illness. Hover over a bar to see the exact number of cases in each category and the percentage of total cases that fall in that category.

Hospitalizations **Deaths**

SEX

	Hospitalized	Not Hospitalized	Unknown	Grand Total	Cases per 100,000
Female	16,193	143,275	278,530	437,998	20,357
Male	17,482	124,496	244,157	386,135	18,256
Non-binary	125	79	204	204	
Refused/Unknown	239	6,387	21,238	27,864	

AGE

9 and younger	528	21,550	46,166	68,244	14,642
10 to 19	604	36,255	67,485	104,344	21,194
20 to 29	2,133	48,979	105,375	156,487	27,837
30 to 39	2,756	46,729	98,642	148,127	24,320
40 to 49	3,344	40,114	79,408	122,866	22,467
50 to 59	4,865	32,479	63,092	100,436	19,543
60 to 69	6,733	23,901	44,190	74,824	14,233
70 to 79	6,782	14,623	25,289	46,694	12,609
80+	6,156	8,986	12,903	28,045	15,570
Null	13	667	1,454	2,134	

RACE

A/AN	646	4,914	6,581	12,141	26,014
Asian	818	5,690	17,851	24,359	12,696
Black	1,049	5,409	11,995	18,453	22,830
Multiracial	393	4,947	6,975	12,315	4,673
Pacific Is.	239	1,787	784	2,810	16,726
White	22,792	149,391	263,871	436,054	12,375
Other	3,842	42,245	49,651	95,738	
Refused/Unknown	4,135	59,900	186,296	250,331	

ETHNICITY

Hispanic	3,846	50,607	51,187	105,640	18,723
Not Hispanic	22,008	153,337	248,889	424,234	11,458
Refused/Unknown	8,060	70,339	243,928	322,327	

More on Open, OHA's hospitalization data source

COVID-19 Quick Facts: Hospitalization..

Below, you can see the percent of COVID-19 cases who have ever been hospitalized for their illness broken out by sex, age group, race, and ethnicity.

SEX

Female	3.70%
Male	4.53%
Refused/Unknown	0.86%

AGE

9 and younger	0.77%
10 to 19	0.58%
20 to 29	1.36%
30 to 39	1.86%
40 to 49	2.72%
50 to 59	4.84%
60 to 69	9.00%
70 to 79	14.52%
80+	21.95%
Null	0.61%

RACE

A/AN	5.32%
Asian	3.36%
Black	5.68%
Multiracial	3.19%
Pacific Is.	8.51%
White	5.23%
Other	4.01%
Refused/Unknown	1.65%

ETHNICITY

Hispanic	3.64%
Not Hispanic	5.19%
Refused/Unknown	2.50%

This dashboard reports data of complete weeks, and is updated weekly on Wednesdays.

*A/AN = American Indian or Alaska Native; Pacific Is. = Native Hawaiian or Other Pacific Islander.

During the course of the case investigation, people are asked to self-report their race, ethnicity, tribal affiliation, country of origin, or ancestry. Many people who consider themselves Hispanic or Latinx, which is an ethnicity, will use one of these or an equivalent term to describe their race, which then gets categorized as "Other" race. Currently, 80.5% of case-patients shown as "Other" race above reported that they are Hispanic or Latinx.

Rates shown on this dashboard are calculated using population estimates from the 2020 Annual Population Report from Portland State University's College of Urban & Public Affairs Population Research Center and 2019 housing and demographic data from the U.S. Census Bureau's American Community Survey (ACS).

Oregon Health Authority The Oregon Health Authority (OHA) is part of the statewide response working to address and reduce the effects of COVID-19 on the lives of Oregonians. Data presented here are from the OHA Public Health Division.

[View All COVID-19 Data Dashboards](#) [OHA COVID-19 Website](#)

Summary Table
Contact Us

Case Count: **856K** | Deaths: **8,174** | Hospitalizations: **33,994** | Positive Tests: **1.1M** | Negative Tests: **11.2M** | Total Tests: **12.3M**

Case Demographics | Disease Severity | Severity Trends | Data current as of 12:01am 8/2/2022

Oregon's COVID-19 Case Rates by Demographic Group

This dashboard shows the case rates per 100,000 people and the total number of reported COVID-19 cases in Oregon broken out by sex, age group, race, and ethnicity. Use the toggle below to see how many COVID-19 cases in each demographic group were ever hospitalized for their illness and how many have died from their illness. Hover over a bar to see the exact number of cases in each category and the percentage of total cases that fall in that category.

Hospitalizations | **Deaths**

SEX

	Deceased	Alive	Grand Total	Cases per 100,000
Female	3,608	434,390	437,998	10,357
Male	4,486	381,649	386,135	18,256
Non-binary		204	204	
Refused/Unknown	71	27,793	27,864	

AGE

Age Group	Deceased	Alive	Grand Total	Cases per 100,000
9 and younger	7	68,237	68,244	14,642
10 to 19	5	104,339	104,344	21,194
20 to 29	41	156,446	156,487	27,837
30 to 39	129	147,998	148,127	24,320
40 to 49	324	122,542	122,866	22,467
50 to 59	747	99,689	100,436	19,543
60 to 69	1,477	73,347	74,824	14,233
70 to 79	2,017	44,677	46,694	12,609
80+	3,418	24,627	28,045	15,570
Null		2,134	2,134	

RACE

Race	Deceased	Alive	Grand Total	Cases per 100,000
A/AN	133	12,008	12,141	26,014
Asian	143	24,216	24,359	12,696
Black	139	18,314	18,453	22,830
Multiracial	85	12,230	12,315	6,673
Pacific Is.	33	2,777	2,810	16,726
White	5,374	430,680	436,054	12,375
Other	524	95,214	95,738	
Refused/Unknown	1,734	248,597	250,331	

ETHNICITY

Ethnicity	Deceased	Alive	Grand Total	Cases per 100,000
Hispanic	436	105,204	105,640	18,723
Not Hispanic	4,979	419,255	424,234	11,458
Refused/Unknown	2,750	319,577	322,327	

More on Open, OHA's hospitalization data source

COVID-19 Quick Facts: Deaths

Below, you can see the percent of COVID-19 cases who have died broken out by sex, age group, race, and ethnicity.

SEX

Female	0.82%
Male	1.16%
Refused/Unknown	0.25%

AGE

9 and younger	0.01%
10 to 19	0.00%
20 to 29	0.03%
30 to 39	0.09%
40 to 49	0.26%
50 to 59	0.74%
60 to 69	1.97%
70 to 79	4.32%
80+	12.19%

RACE

A/AN	1.10%
Asian	0.59%
Black	0.75%
Multiracial	0.69%
Pacific Is.	1.17%
White	1.23%
Other	0.55%
Refused/Unknown	0.69%

ETHNICITY

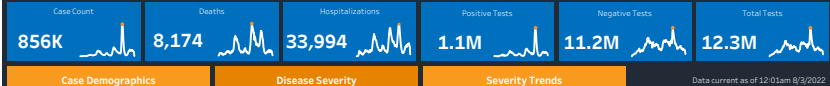
Hispanic	0.41%
Not Hispanic	1.17%
Refused/Unknown	0.85%

This dashboard reports data of complete weeks, and is updated weekly on Wednesdays.

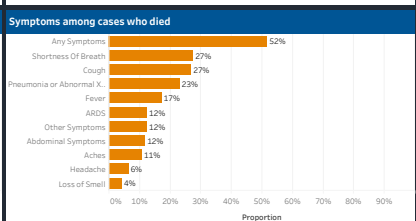
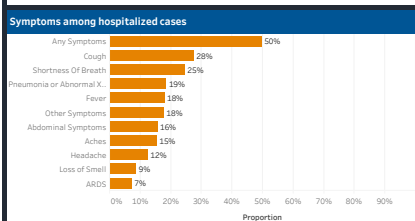
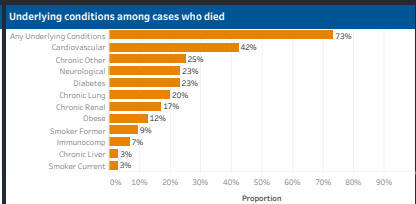
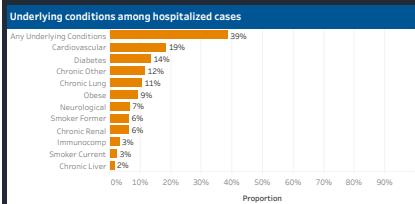
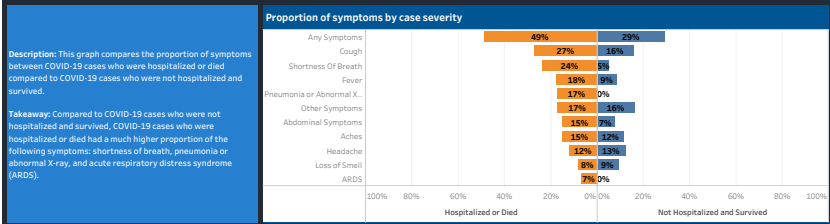
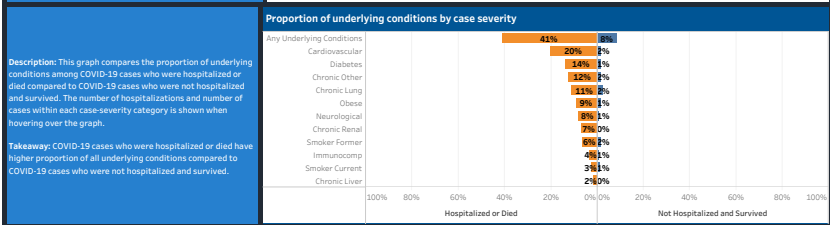
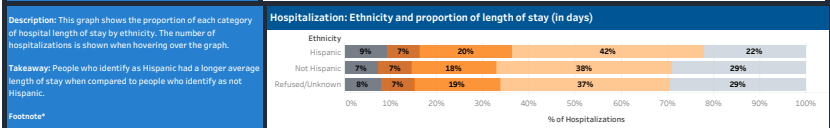
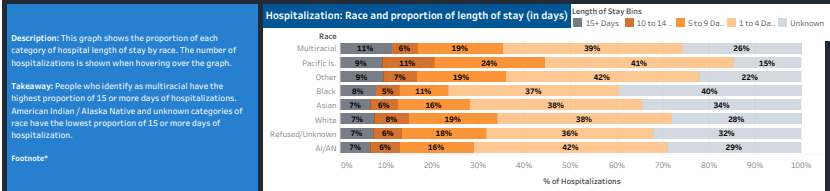
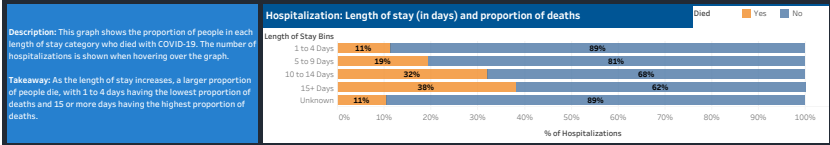
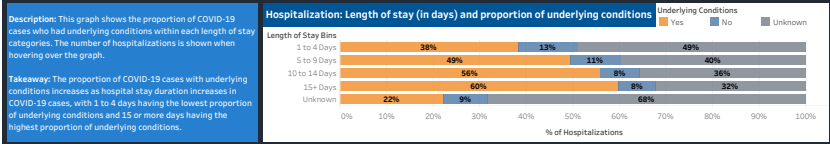
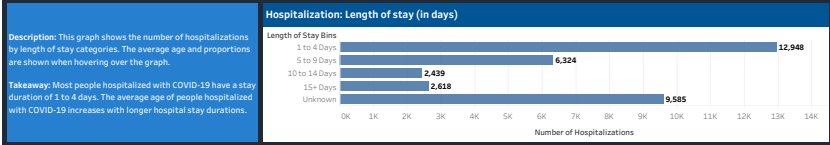
*A/AN = American Indian or Alaska Native; Pacific Is. = Native Hawaiian or Other Pacific Islander.

During the course of the case investigation, people are asked to self-report their race, ethnicity, tribal affiliation, country of origin, or ancestry. Many people who consider themselves Hispanic or Latino, which is an ethnicity, will use one of these or an equivalent term to describe their race, which then gets categorized as "Other" race. Currently, 80.5% of case-patients shown as "Other" race above reported that they are Hispanic or Latino.

Rates shown on this dashboard are calculated using population estimates from the 2020 Annual Population Report from Portland State University's College of Urban & Public Affairs Population Research Center and 2019 housing and demographic data from the U.S. Census Bureau's American Community Survey (ACS).



In this dashboard, we take a closer look at the disease severity of people diagnosed with COVID-19. Below are visualizations that examine the various factors of COVID-19 related hospitalizations and deaths.



*This dashboard reports data of complete weeks, and is updated weekly on Wednesdays.

*Many people who consider themselves Hispanic or Latinx, which is an ethnicity, will use one of these or an equivalent term to describe their race, which then gets categorized as "Other" race. Currently, 80% of case-patients shown as "Other" race reported that they are Hispanic or Latinx.

Oregon Health Authority The Oregon Health Authority (OHA) is part of the statewide response working to address and reduce the effects of COVID-19 on the lives of Oregonians. Data presented here are from the OHA COVID Response and Recovery Unit (CRRU).

View All COVID-19 Data Dashboards OHA COVID-19 Website

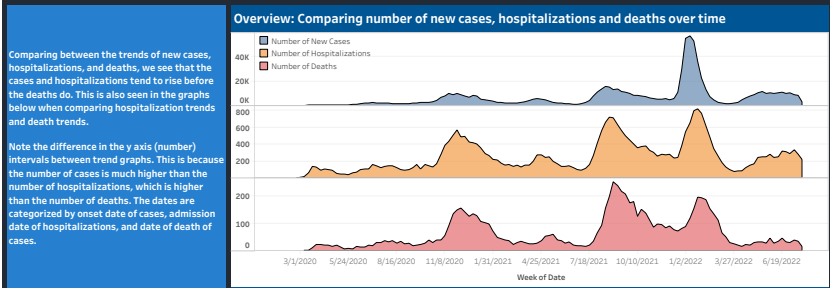
Summary Table Contact Us

Case Count: 856K Deaths: 8,174 Hospitalizations: 33,994 Positive Tests: 1.1M Negative Tests: 11.2M Total Tests: 12.3M

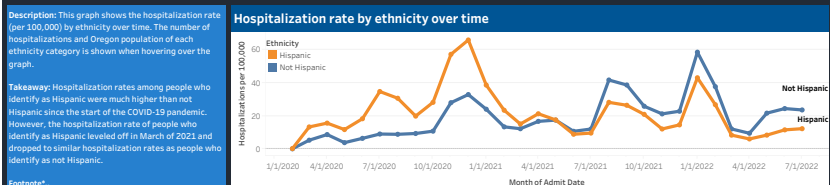
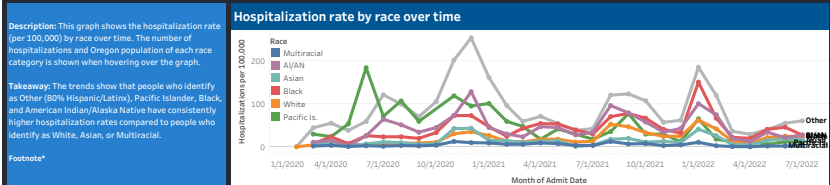
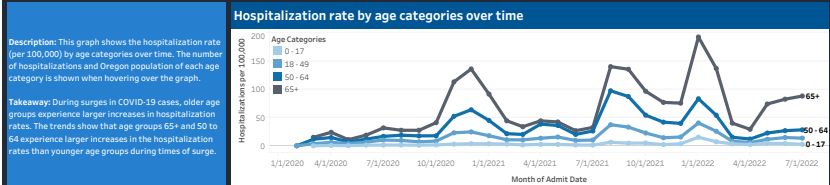
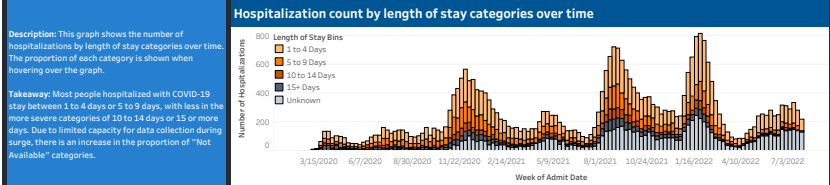
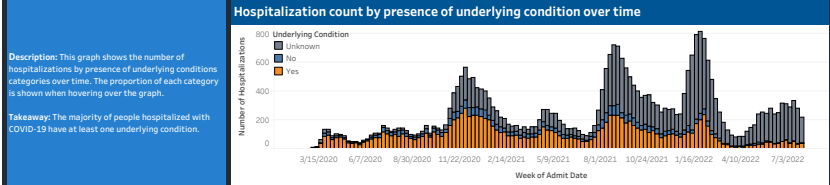
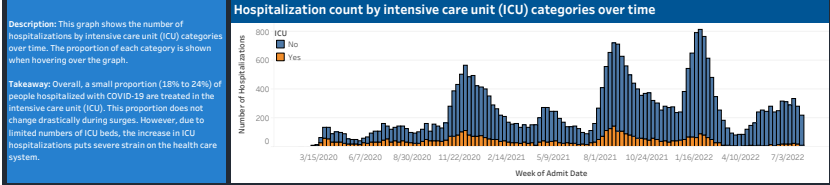
Case Demographics Disease Severity Severity Trends

Data current as of 12:01am 8/3/2022

In this dashboard, we take a look at the trends of hospitalizations and deaths by various factors. Some trends have been converted from counts to rate (per 100,000) for a more accurate comparison of demographics groups that have different population sizes.



Hospitalization Trends Data **Death Trends Data**



This dashboard reports data of complete weeks, and is updated weekly on Wednesdays.

*Many people who consider themselves Hispanic or Latinx, which is an ethnicity, will use one of these or an equivalent term to describe their race, which then gets categorized as "Other" race. Currently, 80% of case-patients shown as "Other" race reported that they are Hispanic or Latinx.

During times of COVID-19 surge, hospitalization data ascertainment is delayed and slowed, which is why the total number of hospitalized people is lower than expected. There are likely more hospitalizations for each racial and ethnic group than displayed. However, these data are backfilled at regular intervals and will more accurately reflect the hospitalization data in the future.

The proportion of unknown racial and ethnic identity has risen over time, which decreases the accuracy of data. Because there is no population count for racial category "Unknown," rate cannot be calculated. The hospitalization count is shown in the Summary Table.

Oregon Health Authority The Oregon Health Authority (OHA) is part of the statewide response working to address and reduce the effects of COVID-19 on the lives of Oregonians. Data presented here are from the OHA COVID Response and Recovery Unit (CRRU).

View All COVID-19 Data Dashboards OHA COVID-19 Website

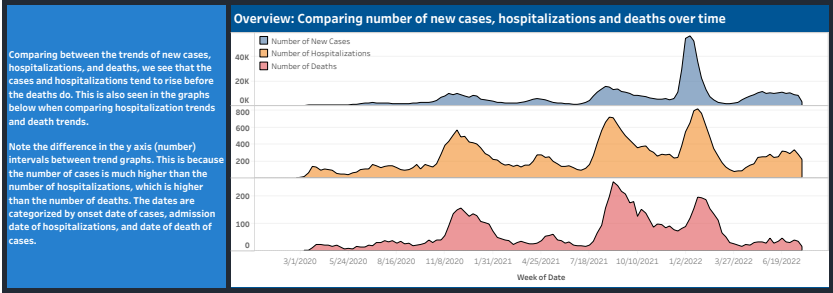
Summary Table Contact Us

Case Count: **856K** Deaths: **8,174** Hospitalizations: **33,994** Positive Tests: **1.1M** Negative Tests: **11.2M** Total Tests: **12.3M**

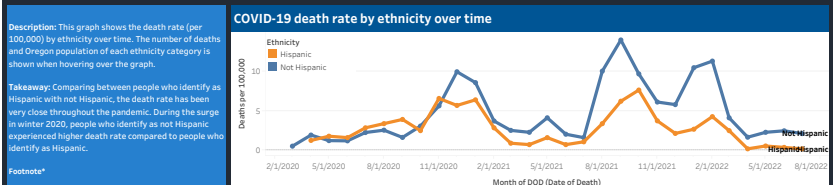
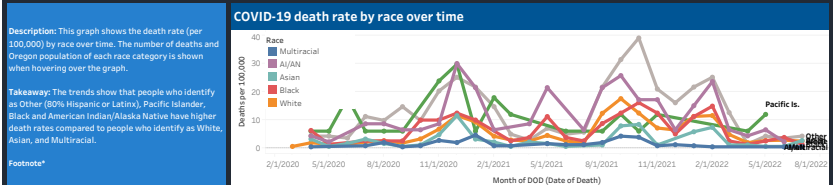
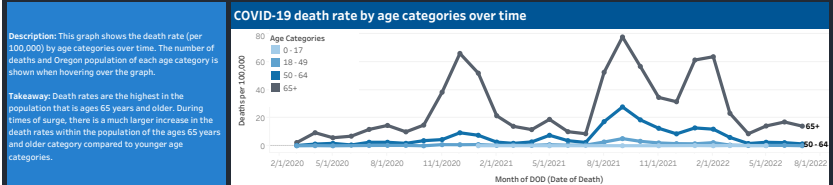
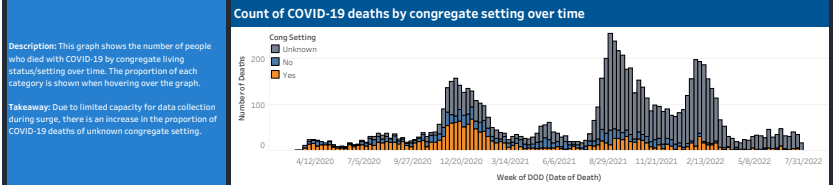
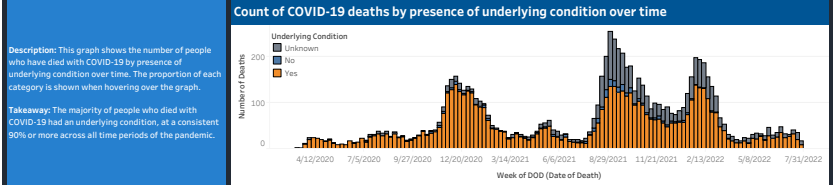
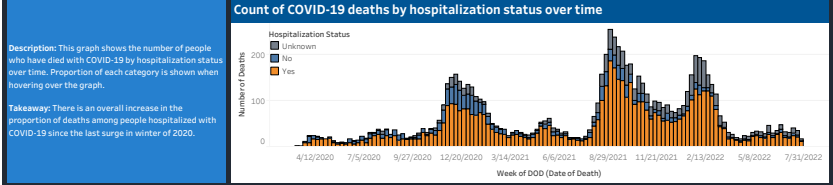
Case Demographics Disease Severity Severity Trends

Data current as of 12:01am 8/2/2022

In this dashboard, we take a look at the trends of hospitalizations and deaths by various factors. Some trends have been converted from counts to rate (per 100,000) for a more accurate comparison of demographics groups that have different population sizes.



Hospitalization Trends Data Death Trends Data



This dashboard reports data of complete weeks, and is updated weekly on Wednesdays.

*Many people who consider themselves Hispanic or Latinx, which is an ethnicity, will use one of these or an equivalent term to describe their race, which then gets categorized as "Other" race. Currently, 80% of case-patients shown as "Other" race reported that they are Hispanic or Latinx.

The proportion of unknown racial and ethnic identity has risen over time, which decreases the accuracy of data. Because there is no population count for racial category "Unknown," rate cannot be calculated. The death count is shown in the Summary Table.

T1. SEX

Sex Categories	Hospitalized	Not Hospitalized	Unknown
Female	16,193	143,275	278,530
Male	17,482	124,496	244,157
Non-binary		125	79
Refused/Unknown	239	6,387	21,238

T10. Population by Age

Age Categories	
9 and younger	466,095
10 to 19	492,325
20 to 29	562,162
30 to 39	609,086
40 to 49	546,870
50 to 59	513,922
60 to 69	525,702
70 to 79	370,334
80+	180,124

T11. Population by Race

Race	
AI/AN	46,670
Asian	191,860
Black	80,827
Multiracial	263,548
Pacific Is.	16,800
White	3,523,635

T12. Population by Ethnicity

Ethnicity	
Hispanic	564,217
Not Hispanic	3,702,403

T2. AGE

Age Categories	Hospitalized	Not Hospitalized	Unknown
9 and younger	528	21,550	46,166
10 to 19	604	36,255	67,485
20 to 29	2,133	48,979	105,375
30 to 39	2,756	46,729	98,642
40 to 49	3,344	40,114	79,408
50 to 59	4,865	32,479	63,092
60 to 69	6,733	23,901	44,190
70 to 79	6,782	14,623	25,289
80+	6,156	8,986	12,903
Null	13	667	1,454

T3. RACE

Race	Hospitalized	Not Hospitalized	Unknown
AI/AN	646	4,914	6,581
Asian	818	5,690	17,851
Black	1,049	5,409	11,995
Multiracial	393	4,947	6,975
Pacific Is.	239	1,787	784
White	22,792	149,391	263,871
Other	3,842	42,245	49,651
Refused/Unknown	4,135	59,900	186,296

T4. ETHNICITY

Ethnicity	Hospitalized	Not Hospitalized	Unknown
Hispanic	3,846	50,607	51,187
Not Hispanic	22,008	153,337	248,889
Refused/Unknown	8,060	70,339	243,928

T5. SEX

Sex Categories	Alive	Deceased
Female	434,390	3,608
Male	381,649	4,486
Non-binary	204	
Refused/Unknown	27,793	71

T6. AGE

Age Categories	Alive	Deceased
9 and younger	68,237	7
10 to 19	104,339	5
20 to 29	156,446	41
30 to 39	147,998	129
40 to 49	122,542	324
50 to 59	99,689	747
60 to 69	73,347	1,477
70 to 79	44,677	2,017
80+	24,627	3,418
Null	2,134	

T7. RACE

Race	Alive	Deceased
AI/AN	12,008	133
Asian	24,216	143
Black	18,314	139
Multiracial	12,230	85
Pacific Is.	2,777	33
White	430,680	5,374
Other	95,214	524
Refused/Unknown	248,597	1,734

T8. ETHNICITY

Ethnicity	Alive	Deceased
Hispanic	105,204	436
Not Hispanic	419,255	4,979
Refused/Unknown	319,577	2,750

T9. Population by Sex

Sex Categories

Female	2,151,558
--------	-----------

Male	2,115,062
------	-----------

Non-binary	
------------	--

T1. Hospitalization Length of Stay

Length of Stay Bins	Number of Hospitalizations	Avg. Age
1 to 4 Days	12,948	62
5 to 9 Days	6,324	66
10 to 14 Days	2,439	67
15+ Days	2,618	66
Unknown	9,585	66

**T10.
Popu-
lation
of
Cases:
Died**

8,165

T10.1

Died: Symptoms and Underlying Conditions

Symptoms/Underlying Conditions	
Abdominal Symptoms No	1,144
Abdominal Symptoms Unknown	6,792
Abdominal Symptoms Yes	955
Aches No	719
Aches Unknown	6,567
Aches Yes	879
Any Symptoms No	527
Any Symptoms Unknown	3,412
Any Symptoms Yes	4,226
Ards No	1,028
Ards Unknown	6,124
Ards Yes	1,013
Cough No	546
Cough Unknown	5,434
Cough Yes	2,185
Fever No	864
Fever Unknown	5,904
Fever Yes	1,397
Headache No	892
Headache Unknown	6,764
Headache Yes	509
Loss of Smell No	1,095
Loss of Smell Unknown	6,726
Loss of Smell Yes	344
Other Symptoms No	1,240
Other Symptoms Unknown	6,410
Other Symptoms Yes	1,012
Pneumonia or Abnormal X-Ray No	1,110
Pneumonia or Abnormal X-Ray Unknown	5,300
Pneumonia or Abnormal X-Ray Yes	1,884
Shortness of Breath No	732
Shortness of Breath Unknown	5,196
Shortness Of Breath Yes	2,237
UC Cardiovascular No	2,140
UC Cardiovascular Unknown	2,574
UC Cardiovascular Yes	3,451
UC Chronic Liver No	4,989
UC Chronic Liver Unknown	2,936
UC Chronic Liver Yes	240
UC Chronic Lung No	3,781
UC Chronic Lung Unknown	2,760
UC Chronic Lung Yes	1,624

T10.1

Died: Symptoms and Underlying Conditions

Symptoms/Underlying Conditions	
UC Chronic Other No	3,171
UC Chronic Other Unknown	2,956
UC Chronic Other Yes	2,038
UC Chronic Renal No	3,906
UC Chronic Renal Unknown	2,870
UC Chronic Renal Yes	1,389
UC Diabetes No	3,489
UC Diabetes Unknown	2,803
UC Diabetes Yes	1,873
UC Immunocomp No	4,735
UC Immunocomp Unknown	2,887
UC Immunocomp Yes	543
UC Neurological No	3,311
UC Neurological Unknown	2,956
UC Neurological Yes	1,898
UC Obese No	4,279
UC Obese Unknown	2,867
UC Obese Yes	1,019
UC Smoker Current No	4,992
UC Smoker Current Unknown	2,946
UC Smoker Current Yes	227
UC Smoker Former No	4,476
UC Smoker Former Unknown	2,919
UC Smoker Former Yes	770
UC Status No	270
UC Status Unknown	1,914
UC Status Yes	5,981

T2. Hospitalization Length of Stay by Underlying Conditions

Length of Stay ..	Underlying Cond		
	Yes	No	Unknown
1 to 4 Days	4,970	1,652	6,326
5 to 9 Days	3,128	686	2,510
10 to 14 Days	1,362	207	870
15+ Days	1,564	210	844
Unknown	2,134	910	6,541

T3. Hospitalization Length of Stay by Died

Length of Stay ..	Died	
	Yes	No
1 to 4 Days	1,478	11,470
5 to 9 Days	1,229	5,095
10 to 14 Days	784	1,655
15+ Days	998	1,620
Unknown	1,015	8,570

T4. Hospitalization Race by Length of Stay

Race	1 to 4 Days	5 to 9 Days	10 to 14 Days	15+ Days	Unkno..
Multiracial	153	73	22	44	101
Pacific Is.	98	57	27	22	35
Other	1,615	735	285	361	846
Black	387	111	55	81	415
Asian	307	127	49	54	281
White	8,616	4,361	1,710	1,708	6,397
AI/AN	272	103	41	43	187
Refused/Unknown	1,500	757	250	305	1,323

T5. Hospitalization Ethnicity by Length of Stay

Ethnicity	Length of Stay Bins				Unkno..
	1 to 4 Days	5 to 9 Days	10 to 14 Days	15+ Days	
Hispanic	1,599	766	273	358	850
Not Hispanic	8,380	4,055	1,580	1,623	6,370
Refused/Unknown	2,969	1,503	586	637	2,365

T6. Population of Cases: Hospitalized or Died vs Not

Hospitalized/Died	Not Hospitalized/Died
36,575	815,629

T7. Hospitalized or Died vs Not: Underlying Conditions

Symptoms/Underlying Conditions	Hospitalized/Died	Not Hospitalized/Died
UC Cardiovascular No	8,713	157,126
UC Cardiovascular Unknown	20,530	645,579
UC Cardiovascular Yes	7,332	12,924
UC Chronic Liver No	14,570	164,855
UC Chronic Liver Unknown	21,424	649,487
UC Chronic Liver Yes	581	1,287
UC Chronic Lung No	11,675	157,252
UC Chronic Lung Unknown	20,836	640,044
UC Chronic Lung Yes	4,064	18,333
UC Chronic Other No	10,554	152,661
UC Chronic Other Unknown	21,469	649,603
UC Chronic Other Yes	4,552	13,365
UC Chronic Renal No	12,699	164,013
UC Chronic Renal Unknown	21,307	649,361
UC Chronic Renal Yes	2,569	2,255
UC Diabetes No	10,805	158,276
UC Diabetes Unknown	20,705	645,264
UC Diabetes Yes	5,065	12,089
UC Immunocomp No	14,024	163,309
UC Immunocomp Unknown	21,264	648,048
UC Immunocomp Yes	1,287	4,272
UC Neurological No	12,023	161,087
UC Neurological Unknown	21,477	649,744
UC Neurological Yes	3,075	4,798
UC Obese No	12,165	158,118
UC Obese Unknown	21,029	645,450
UC Obese Yes	3,381	12,061
UC Smoker Current No	14,326	161,854
UC Smoker Current Unknown	21,333	644,806
UC Smoker Current Yes	916	8,969
UC Smoker Former No	13,017	158,234
UC Smoker Former Unknown	21,190	643,463
UC Smoker Former Yes	2,368	13,932
UC Status No	3,741	134,420
UC Status Unknown	17,788	613,367
UC Status Yes	15,046	67,842

T8. Hospitalized or Died vs Not: Symptoms

Symptoms/Underlying Conditions	Hospitalized/Died vs No	
	Hospitalized/Died	Not Hospitalized/Died
Abdominal Symptoms No	6,166	117,702
Abdominal Symptoms Unknown	28,899	680,917
Abdominal Symptoms Yes	5,469	60,799
Aches No	3,371	61,372
Aches Unknown	27,776	660,028
Aches Yes	5,428	94,229
Any Symptoms No	2,652	31,620
Any Symptoms Unknown	16,061	543,519
Any Symptoms Yes	17,862	240,490
Ards No	5,908	112,700
Ards Unknown	28,170	702,812
Ards Yes	2,497	117
Cough No	2,584	55,094
Cough Unknown	24,134	632,843
Cough Yes	9,857	127,692
Fever No	4,413	97,299
Fever Unknown	25,741	648,208
Fever Yes	6,421	70,122
Headache No	3,795	53,452
Headache Unknown	28,455	659,446
Headache Yes	4,325	102,731
Loss of Smell No	5,484	89,516
Loss of Smell Unknown	28,033	651,177
Loss of Smell Yes	3,058	74,936
Other Symptoms No	6,729	116,207
Other Symptoms Unknown	27,171	645,124
Other Symptoms Yes	6,295	133,353
Pneumonia or Abnormal X-Ray No	6,196	141,206
Pneumonia or Abnormal X-Ray Unk..	24,704	672,635
Pneumonia or Abnormal X-Ray Yes	6,342	3,209
Shortness of Breath No	4,058	119,792
Shortness of Breath Unknown	23,823	654,413
Shortness Of Breath Yes	8,694	41,424

**T9.
Popu-
lation
of
Cases:
Hospi-
talized**

33,914

T9.1

Hospitalized: Symptoms and Underlying Conditions

Symptoms/Underlying Conditions	
Abdominal Symptoms No	5,824
Abdominal Symptoms Unknown	26,609
Abdominal Symptoms Yes	5,316
Aches No	3,130
Aches Unknown	25,543
Aches Yes	5,241
Any Symptoms No	2,360
Any Symptoms Unknown	14,647
Any Symptoms Yes	16,907
Ards No	5,554
Ards Unknown	25,878
Ards Yes	2,482
Cough No	2,383
Cough Unknown	22,172
Cough Yes	9,359
Fever No	4,131
Fever Unknown	23,691
Fever Yes	6,092
Headache No	3,510
Headache Unknown	26,182
Headache Yes	4,222
Loss of Smell No	5,134
Loss of Smell Unknown	25,798
Loss of Smell Yes	2,982
Other Symptoms No	6,365
Other Symptoms Unknown	24,992
Other Symptoms Yes	6,044
Pneumonia or Abnormal X-Ray No	5,755
Pneumonia or Abnormal X-Ray Un..	22,531
Pneumonia or Abnormal X-Ray Yes	6,281
Shortness of Breath No	3,749
Shortness of Breath Unknown	21,766
Shortness Of Breath Yes	8,399
UC Cardiovascular No	7,961
UC Cardiovascular Unknown	19,644
UC Cardiovascular Yes	6,309
UC Chronic Liver No	12,966
UC Chronic Liver Unknown	20,415
UC Chronic Liver Yes	533
UC Chronic Lung No	10,407
UC Chronic Lung Unknown	19,880
UC Chronic Lung Yes	3,627

T9.1

Hospitalized: Symptoms and Underlying Conditions

Symptoms/Underlying Conditions	
UC Chronic Other No	9,501
UC Chronic Other Unknown	20,455
UC Chronic Other Yes	3,958
UC Chronic Renal No	11,412
UC Chronic Renal Unknown	20,318
UC Chronic Renal Yes	2,184
UC Diabetes No	9,596
UC Diabetes Unknown	19,735
UC Diabetes Yes	4,583
UC Immunocomp No	12,477
UC Immunocomp Unknown	20,275
UC Immunocomp Yes	1,162
UC Neurological No	11,203
UC Neurological Unknown	20,463
UC Neurological Yes	2,248
UC Obese No	10,691
UC Obese Unknown	20,039
UC Obese Yes	3,184
UC Smoker Current No	12,718
UC Smoker Current Unknown	20,322
UC Smoker Current Yes	874
UC Smoker Former No	11,537
UC Smoker Former Unknown	20,181
UC Smoker Former Yes	2,196
UC Status No	3,665
UC Status Unknown	17,091
UC Status Yes	13,158

T5. Age Categories

Week of Admit Date	Age Categories				
	Null	0 - 17	18 - 49	50 - 64	65+
Null	8	101	546	353	733
February 9, 2020			1		
February 23, 2020			1	1	
March 1, 2020				1	6
March 8, 2020			3	4	8
March 15, 2020			17	16	31
March 22, 2020		1	32	47	53
March 29, 2020		2	27	44	59
April 5, 2020		1	21	28	38
April 12, 2020		2	34	25	42
April 19, 2020		2	24	24	49
April 26, 2020			30	21	40
May 3, 2020		1	12	19	23
May 10, 2020		1	13	10	24
May 17, 2020		1	19	12	17
May 24, 2020			18	8	12
May 31, 2020		2	21	14	20
June 7, 2020		1	21	21	25
June 14, 2020		2	26	21	46
June 21, 2020		5	33	22	46
June 28, 2020		1	39	29	36
July 5, 2020		3	59	29	70
July 12, 2020		4	36	42	58
July 19, 2020		2	40	25	55
July 26, 2020		3	39	27	64
August 2, 2020		2	50	46	46
August 9, 2020		5	45	29	63
August 16, 2020		5	31	33	55
August 23, 2020		1	27	30	38
August 30, 2020		1	32	20	40
September 6, 2020		2	29	29	41
September 13, 2020		4	23	34	59
September 20, 2020		2	46	44	67
September 27, 2020		2	24	23	59
October 4, 2020		6	32	35	84
October 11, 2020		2	40	40	60
October 18, 2020		4	37	18	72
October 25, 2020		2	36	39	87
November 1, 2020		5	75	73	125
November 8, 2020	1	7	102	85	193
November 15, 2020		5	106	98	221
November 22, 2020		6	106	115	275
November 29, 2020		8	117	123	317
December 6, 2020		11	107	120	246

T5. Age Categories

Week of Admit Date	Age Categories				
	Null	0 - 17	18 - 49	50 - 64	65+
December 13, 2020		5	98	127	263
December 20, 2020		5	92	99	224
December 27, 2020		7	98	95	212
January 3, 2021		5	102	99	195
January 10, 2021		9	72	89	183
January 17, 2021		8	59	69	153
January 24, 2021		8	53	61	139
January 31, 2021		10	56	45	107
February 7, 2021		6	60	47	95
February 14, 2021		9	36	37	88
February 21, 2021		4	43	37	70
February 28, 2021		3	43	39	76
March 7, 2021		3	42	35	54
March 14, 2021		2	48	33	70
March 21, 2021		5	39	34	54
March 28, 2021		6	42	45	57
April 4, 2021		4	48	51	49
April 11, 2021		3	53	66	78
April 18, 2021		7	63	85	118
April 25, 2021		5	82	84	101
May 2, 2021		7	78	72	86
May 9, 2021		4	79	74	89
May 16, 2021		6	54	58	76
May 23, 2021		5	45	54	64
May 30, 2021		3	38	49	49
June 6, 2021		1	41	43	52
June 13, 2021		1	45	34	62
June 20, 2021		7	40	34	43
June 27, 2021		2	35	24	38
July 4, 2021		2	26	29	32
July 11, 2021		2	35	28	47
July 18, 2021		4	43	52	61
July 25, 2021		3	70	85	109
August 1, 2021		11	107	112	177
August 8, 2021		11	156	161	227
August 15, 2021		13	168	180	293
August 22, 2021		14	165	224	317
August 29, 2021		10	185	193	323
September 5, 2021		15	167	176	269
September 12, 2021		9	138	170	241
September 19, 2021		5	124	129	238
September 26, 2021		11	107	120	204
October 3, 2021	1	9	95	105	189
October 10, 2021		4	90	97	163

T5. Age Categories

Week of Admit Date	Age Categories				
	Null	0 - 17	18 - 49	50 - 64	65+
October 17, 2021		11	85	100	171
October 24, 2021		12	95	85	183
October 31, 2021		8	66	94	153
November 7, 2021		4	59	69	168
November 14, 2021		2	51	70	132
November 21, 2021	1	6	67	80	126
November 28, 2021		6	64	62	141
December 5, 2021		4	60	79	133
December 12, 2021		4	50	66	115
December 19, 2021		8	54	60	117
December 26, 2021		15	94	80	191
January 2, 2022	1	26	138	103	274
January 9, 2022		30	179	141	299
January 16, 2022		35	166	180	409
January 23, 2022		25	194	171	422
January 30, 2022	1	30	156	151	426
February 6, 2022		18	147	136	311
February 13, 2022		13	114	103	252
February 20, 2022		12	75	65	195
February 27, 2022		15	58	41	141
March 6, 2022		11	44	26	99
March 13, 2022		5	31	25	69
March 20, 2022		1	23	23	48
March 27, 2022		3	25	24	27
April 3, 2022		2	28	12	41
April 10, 2022		5	20	22	38
April 17, 2022		7	26	20	67
April 24, 2022		6	25	33	84
May 1, 2022		6	36	34	89
May 8, 2022		11	47	38	142
May 15, 2022		9	49	44	150
May 22, 2022		6	48	43	149
May 29, 2022		11	67	45	155
June 5, 2022		7	57	43	133
June 12, 2022		4	65	50	131
June 19, 2022		11	66	51	186
June 26, 2022		13	59	56	182
July 3, 2022		6	60	52	171
July 10, 2022		6	72	55	199
July 17, 2022		6	47	62	165
July 24, 2022		2	51	35	128

T1. New Cases vs Hospitalizations vs Deaths

Week of Date	Number of New Cases	Number of Deaths	Number of Hospitalizations
Null		4	1,741
January 26, 2020	2		
February 9, 2020	3		1
February 16, 2020	7		
February 23, 2020	26		2
March 1, 2020	83		7
March 8, 2020	222	2	15
March 15, 2020	434	2	64
March 22, 2020	456	11	133
March 29, 2020	437	23	132
April 5, 2020	341	23	88
April 12, 2020	356	22	103
April 19, 2020	380	20	99
April 26, 2020	413	16	91
May 3, 2020	421	21	55
May 10, 2020	354	13	48
May 17, 2020	300	8	49
May 24, 2020	407	10	38
May 31, 2020	797	8	57
June 7, 2020	1,262	16	68
June 14, 2020	1,375	13	95
June 21, 2020	1,839	14	106
June 28, 2020	2,041	22	105
July 5, 2020	2,484	18	161
July 12, 2020	2,240	31	140
July 19, 2020	2,144	31	122
July 26, 2020	2,117	37	133
August 2, 2020	1,932	33	144
August 9, 2020	1,763	38	142
August 16, 2020	1,645	27	124
August 23, 2020	1,416	36	96
August 30, 2020	1,395	25	93
September 6, 2020	1,430	28	101
September 13, 2020	1,829	18	120
September 20, 2020	1,976	21	159
September 27, 2020	2,383	24	108
October 4, 2020	2,436	29	157
October 11, 2020	2,376	39	142
October 18, 2020	3,074	31	131
October 25, 2020	4,308	39	164
November 1, 2020	6,652	40	278
November 8, 2020	7,895	57	388
November 15, 2020	9,747	90	430
November 22, 2020	8,951	136	502
November 29, 2020	9,676	149	565
December 6, 2020	8,664	157	484
December 13, 2020	8,027	142	493
December 20, 2020	6,811	126	420
December 27, 2020	8,538	135	412
January 3, 2021	8,038	129	401
January 10, 2021	5,460	108	353
January 17, 2021	4,642	102	289
January 24, 2021	4,037	97	261
January 31, 2021	3,434	72	218
February 7, 2021	2,747	50	208
February 14, 2021	2,646	44	170
February 21, 2021	2,209	39	154
February 28, 2021	1,891	37	161
March 7, 2021	1,986	24	134
March 14, 2021	2,149	31	153
March 21, 2021	2,533	35	132
March 28, 2021	3,225	30	150
April 4, 2021	4,159	26	152

T1. New Cases vs Hospitalizations vs Deaths

Week of Date	Number of New Cases	Number of Deaths	Number of Hospitalizations
April 11, 2021	5,042	25	200
April 18, 2021	5,732	29	273
April 25, 2021	5,299	38	272
May 2, 2021	4,474	53	243
May 9, 2021	3,740	55	246
May 16, 2021	2,828	61	194
May 23, 2021	2,164	40	168
May 30, 2021	1,849	38	139
June 6, 2021	1,627	29	137
June 13, 2021	1,561	32	142
June 20, 2021	1,227	20	124
June 27, 2021	1,242	19	99
July 4, 2021	1,587	19	89
July 11, 2021	2,593	16	112
July 18, 2021	4,247	22	160
July 25, 2021	7,640	36	267
August 1, 2021	10,876	65	407
August 8, 2021	13,551	94	555
August 15, 2021	15,713	157	654
August 22, 2021	14,977	199	720
August 29, 2021	12,830	253	711
September 5, 2021	13,566	237	627
September 12, 2021	11,386	216	558
September 19, 2021	11,052	207	496
September 26, 2021	9,776	176	442
October 3, 2021	8,412	179	399
October 10, 2021	8,129	125	354
October 17, 2021	7,982	152	367
October 24, 2021	7,122	137	375
October 31, 2021	6,295	113	321
November 7, 2021	5,837	86	300
November 14, 2021	5,119	98	255
November 21, 2021	5,107	96	280
November 28, 2021	5,748	84	273
December 5, 2021	4,861	90	276
December 12, 2021	5,611	76	235
December 19, 2021	10,975	73	239
December 26, 2021	29,184	82	380
January 2, 2022	54,507	89	542
January 9, 2022	56,566	119	649
January 16, 2022	52,676	155	790
January 23, 2022	36,205	197	812
January 30, 2022	22,320	193	764
February 6, 2022	13,238	186	612
February 13, 2022	7,103	155	482
February 20, 2022	4,475	135	347
February 27, 2022	2,748	113	255
March 6, 2022	1,974	66	180
March 13, 2022	1,479	52	130
March 20, 2022	1,578	30	95
March 27, 2022	1,962	26	79
April 3, 2022	2,773	20	83
April 10, 2022	4,441	17	85
April 17, 2022	6,259	23	120
April 24, 2022	8,006	22	148
May 1, 2022	9,069	30	165
May 8, 2022	10,555	33	238
May 15, 2022	11,690	32	252
May 22, 2022	9,971	28	246
May 29, 2022	10,524	46	278
June 5, 2022	9,688	29	240
June 12, 2022	10,438	34	250
June 19, 2022	10,900	47	314

T1. New Cases vs Hospitalizations vs Deaths

Week of Date	Number of New Cases	Number of Deaths	Number of Hospitalizations
June 26, 2022	9,786	32	310
July 3, 2022	10,487	30	289
July 10, 2022	8,916	40	332
July 17, 2022	8,524	34	280
July 24, 2022	3,363	16	216

T10. Congregate Setting

Week of DOD	Cong Setting		
	Yes	No	Unkno..
Null	1		3
March 8, 2020		2	
March 15, 2020		2	
March 22, 2020	6	5	
March 29, 2020	14	6	3
April 5, 2020	15	7	1
April 12, 2020	10	11	1
April 19, 2020	13	7	
April 26, 2020	12	4	
May 3, 2020	12	8	1
May 10, 2020	7	3	3
May 17, 2020	6	2	
May 24, 2020	5	3	2
May 31, 2020	4	3	1
June 7, 2020	12	3	1
June 14, 2020	9	2	2
June 21, 2020	11	2	1
June 28, 2020	13	6	3
July 5, 2020	10	6	2
July 12, 2020	14	12	5
July 19, 2020	11	13	7
July 26, 2020	18	13	6
August 2, 2020	16	9	8
August 9, 2020	20	11	7
August 16, 2020	18	8	1
August 23, 2020	18	14	4
August 30, 2020	14	7	4
September 6, 2020	20	5	3
September 13, 2020	11	4	3
September 20, 2020	9	7	5
September 27, 2020	16	7	1
October 4, 2020	20	6	3
October 11, 2020	22	13	4
October 18, 2020	8	11	12
October 25, 2020	18	15	6
November 1, 2020	18	15	7
November 8, 2020	22	14	21
November 15, 2020	30	20	40
November 22, 2020	54	29	53
November 29, 2020	59	18	72
December 6, 2020	61	14	82
December 13, 2020	64	24	54
December 20, 2020	51	25	50
December 27, 2020	57	22	56

T10. Congregate Setting

Week of DOD	Cong Setting		
	Yes	No	Unkno..
January 3, 2021	68	26	35
January 10, 2021	47	17	44
January 17, 2021	40	21	41
January 24, 2021	42	23	32
January 31, 2021	30	18	24
February 7, 2021	21	9	20
February 14, 2021	16	10	18
February 21, 2021	19	6	14
February 28, 2021	17	13	7
March 7, 2021	7	10	7
March 14, 2021	11	7	13
March 21, 2021	15	11	9
March 28, 2021	8	16	6
April 4, 2021	4	10	12
April 11, 2021	5	7	13
April 18, 2021	5	9	15
April 25, 2021	4	14	20
May 2, 2021	6	14	33
May 9, 2021	6	22	27
May 16, 2021	6	17	38
May 23, 2021	5	11	24
May 30, 2021	9	10	19
June 6, 2021	4	5	20
June 13, 2021	3	16	13
June 20, 2021	4	8	8
June 27, 2021	10	4	5
July 4, 2021	5	7	7
July 11, 2021		5	11
July 18, 2021	1	9	12
July 25, 2021	11	10	15
August 1, 2021	10	11	44
August 8, 2021	13	12	69
August 15, 2021	21	25	111
August 22, 2021	17	20	162
August 29, 2021	12	33	208
September 5, 2021	26	21	190
September 12, 2021	27	17	172
September 19, 2021	23	16	168
September 26, 2021	30	15	131
October 3, 2021	19	16	144
October 10, 2021	18	7	100
October 17, 2021	25	15	112
October 24, 2021	22	13	102
October 31, 2021	16	14	83

T10. Congregate Setting

Week of DOD	Cong Setting		
	Yes	No	Unkno..
November 7, 2021	9	11	66
November 14, 2021	6	18	74
November 21, 2021	13	13	70
November 28, 2021	4	10	70
December 5, 2021	14	12	64
December 12, 2021	10	14	52
December 19, 2021	3	11	59
December 26, 2021	10	6	66
January 2, 2022	2	5	82
January 9, 2022	9	6	104
January 16, 2022	16	5	134
January 23, 2022	10		187
January 30, 2022	30	8	155
February 6, 2022	16	3	167
February 13, 2022	13	4	138
February 20, 2022	13	2	120
February 27, 2022	17	4	92
March 6, 2022	7		59
March 13, 2022	3	4	45
March 20, 2022	8	1	21
March 27, 2022	1	1	24
April 3, 2022	3	4	13
April 10, 2022	1	2	14
April 17, 2022	1	2	20
April 24, 2022	1		21
May 1, 2022	5		25
May 8, 2022	3		30
May 15, 2022	1	2	29
May 22, 2022	3	3	22
May 29, 2022	6		40
June 5, 2022	4		25
June 12, 2022	3	3	28
June 19, 2022	10		37
June 26, 2022	3	1	28
July 3, 2022	1		29
July 10, 2022	4		36
July 17, 2022	4	1	29
July 24, 2022			16

T11. Age Categories

Day of DOD	Age Categories			
	0 - 17	18 - 49	50 - 64	65+
Null			2	2
March 14, 2020			1	1
March 17, 2020				1
March 20, 2020				1
March 22, 2020				3
March 23, 2020			1	1
March 24, 2020				2
March 25, 2020				2
March 27, 2020				1
March 28, 2020				1
March 29, 2020				4
March 30, 2020		1		2
April 1, 2020			2	3
April 2, 2020			1	4
April 3, 2020			1	2
April 4, 2020				3
April 5, 2020				4
April 6, 2020				4
April 7, 2020				4
April 8, 2020		1		3
April 9, 2020				1
April 10, 2020				3
April 11, 2020				3
April 12, 2020				5
April 13, 2020				2
April 14, 2020			1	3
April 15, 2020				2
April 16, 2020			1	2
April 17, 2020		1		1
April 18, 2020		1	2	1
April 19, 2020				2
April 20, 2020				3
April 21, 2020				2
April 22, 2020				5
April 23, 2020			1	1
April 24, 2020			1	
April 25, 2020				5
April 26, 2020				3
April 27, 2020				2
April 29, 2020				1
April 30, 2020				2
May 1, 2020			1	2
May 2, 2020				5
May 3, 2020				2

T11. Age Categories

Day of DOD	Age Categories			
	0 - 17	18 - 49	50 - 64	65+
May 4, 2020			1	2
May 5, 2020			1	3
May 6, 2020			2	2
May 7, 2020				1
May 8, 2020			1	3
May 9, 2020			1	2
May 10, 2020				3
May 11, 2020				2
May 12, 2020			1	2
May 13, 2020				2
May 15, 2020			1	
May 16, 2020				2
May 17, 2020				2
May 18, 2020				1
May 19, 2020				1
May 20, 2020			1	1
May 22, 2020				1
May 23, 2020				1
May 24, 2020				1
May 25, 2020				1
May 26, 2020				2
May 27, 2020				1
May 28, 2020				1
May 29, 2020			2	
May 30, 2020			2	
May 31, 2020		1		1
June 1, 2020				1
June 2, 2020				1
June 3, 2020			1	2
June 4, 2020			1	
June 7, 2020				1
June 8, 2020				3
June 10, 2020				5
June 11, 2020				4
June 12, 2020				1
June 13, 2020				2
June 14, 2020				3
June 15, 2020				3
June 16, 2020				2
June 18, 2020			1	1
June 19, 2020				1
June 20, 2020				2
June 21, 2020				2
June 22, 2020				2

T11. Age Categories

Day of DOD	Age Categories			
	0 - 17	18 - 49	50 - 64	65+
June 23, 2020			1	2
June 24, 2020				2
June 25, 2020				3
June 26, 2020				1
June 27, 2020				1
June 28, 2020			1	3
June 29, 2020				4
June 30, 2020				4
July 1, 2020				2
July 2, 2020			1	3
July 3, 2020				2
July 4, 2020				2
July 5, 2020			1	2
July 6, 2020			1	1
July 7, 2020		1		3
July 8, 2020			2	1
July 9, 2020				2
July 10, 2020				1
July 11, 2020		1		2
July 12, 2020			1	2
July 13, 2020			1	2
July 14, 2020		1	1	2
July 15, 2020			2	3
July 16, 2020			1	4
July 17, 2020		1		4
July 18, 2020			3	3
July 19, 2020				4
July 20, 2020				3
July 21, 2020			1	5
July 22, 2020		1		3
July 23, 2020			1	6
July 24, 2020			1	2
July 25, 2020				4
July 26, 2020				5
July 27, 2020				6
July 28, 2020			1	9
July 29, 2020			2	2
July 30, 2020				3
July 31, 2020				2
August 1, 2020			1	6
August 2, 2020				4
August 3, 2020			1	2
August 4, 2020			1	4
August 5, 2020				6

T11. Age Categories

Day of DOD	Age Categories			
	0 - 17	18 - 49	50 - 64	65+
August 6, 2020		1	1	3
August 7, 2020			1	4
August 8, 2020				5
August 9, 2020			2	6
August 10, 2020				3
August 11, 2020				6
August 12, 2020			1	2
August 13, 2020				3
August 14, 2020			1	3
August 15, 2020		1	2	8
August 16, 2020				4
August 17, 2020				2
August 18, 2020			1	3
August 19, 2020			1	3
August 20, 2020				1
August 21, 2020			1	6
August 22, 2020		1	2	2
August 23, 2020		1	2	5
August 24, 2020				2
August 25, 2020			1	4
August 26, 2020		1	1	4
August 27, 2020				3
August 28, 2020				6
August 29, 2020		1		5
August 30, 2020				1
August 31, 2020				2
September 1, 2020				3
September 2, 2020		1	1	3
September 3, 2020			2	3
September 4, 2020		1		3
September 5, 2020				5
September 6, 2020			1	4
September 7, 2020			1	2
September 8, 2020			1	4
September 9, 2020				2
September 10, 2020			1	3
September 11, 2020			2	4
September 12, 2020				3
September 13, 2020			1	2
September 14, 2020				2
September 15, 2020				3
September 16, 2020				1
September 17, 2020				3
September 18, 2020			1	4

T11. Age Categories

Day of DOD	Age Categories			
	0 - 17	18 - 49	50 - 64	65+
September 19, 2020				1
September 20, 2020		1	2	3
September 21, 2020		1		
September 22, 2020				3
September 23, 2020				3
September 24, 2020				3
September 25, 2020		1		1
September 26, 2020				3
September 27, 2020				3
September 28, 2020			1	1
September 29, 2020				1
September 30, 2020		1		5
October 1, 2020			2	2
October 2, 2020			1	4
October 3, 2020				3
October 4, 2020			2	3
October 5, 2020				8
October 6, 2020			1	4
October 7, 2020				3
October 8, 2020				2
October 9, 2020				3
October 10, 2020				3
October 11, 2020				4
October 12, 2020				5
October 13, 2020			1	4
October 14, 2020			2	3
October 15, 2020				4
October 16, 2020			1	2
October 17, 2020			4	9
October 18, 2020			1	4
October 19, 2020			1	3
October 20, 2020				3
October 21, 2020			1	3
October 22, 2020			1	1
October 23, 2020				4
October 24, 2020			3	6
October 25, 2020			2	5
October 26, 2020			1	2
October 27, 2020				2
October 28, 2020				3
October 29, 2020			1	9
October 30, 2020		1	2	4
October 31, 2020			2	5
November 1, 2020		1		7

T11. Age Categories

Day of DOD	Age Categories			
	0 - 17	18 - 49	50 - 64	65+
November 2, 2020			1	6
November 3, 2020				6
November 4, 2020			2	5
November 5, 2020				2
November 6, 2020		1	1	
November 7, 2020		1		7
November 8, 2020			2	8
November 9, 2020		1	1	8
November 10, 2020			1	4
November 11, 2020			1	8
November 12, 2020				2
November 13, 2020		1	2	10
November 14, 2020			2	6
November 15, 2020		2	1	8
November 16, 2020			1	10
November 17, 2020		1	1	14
November 18, 2020		1		11
November 19, 2020				15
November 20, 2020		1	1	10
November 21, 2020			1	12
November 22, 2020		1	2	14
November 23, 2020			4	18
November 24, 2020				13
November 25, 2020		1	2	22
November 26, 2020			2	18
November 27, 2020		2	2	20
November 28, 2020			2	13
November 29, 2020		1	2	19
November 30, 2020		1	1	14
December 1, 2020		1	1	23
December 2, 2020			1	24
December 3, 2020			2	20
December 4, 2020		1	5	14
December 5, 2020			4	15
December 6, 2020		2	4	25
December 7, 2020		1	3	16
December 8, 2020			1	19
December 9, 2020			4	30
December 10, 2020				15
December 11, 2020			1	13
December 12, 2020			4	19
December 13, 2020		1		22
December 14, 2020		1	3	10
December 15, 2020			5	26

T11. Age Categories

Day of DOD	Age Categories			
	0 - 17	18 - 49	50 - 64	65+
December 16, 2020		2	2	13
December 17, 2020			2	17
December 18, 2020		1	3	16
December 19, 2020			2	16
December 20, 2020			2	23
December 21, 2020		1	3	18
December 22, 2020			2	12
December 23, 2020			6	14
December 24, 2020			2	11
December 25, 2020		1	2	15
December 26, 2020			2	12
December 27, 2020			3	10
December 28, 2020				17
December 29, 2020		1	1	15
December 30, 2020		2	2	19
December 31, 2020			1	15
January 1, 2021		1		23
January 2, 2021		1	3	21
January 3, 2021		1	2	12
January 4, 2021		2	2	20
January 5, 2021			2	17
January 6, 2021			3	10
January 7, 2021			1	15
January 8, 2021		1	2	24
January 9, 2021		1	3	11
January 10, 2021		1	2	15
January 11, 2021			2	17
January 12, 2021			1	12
January 13, 2021		1		11
January 14, 2021			3	10
January 15, 2021			1	14
January 16, 2021		1	4	13
January 17, 2021	1		2	13
January 18, 2021		1	2	11
January 19, 2021		1	2	8
January 20, 2021		1	2	12
January 21, 2021			3	13
January 22, 2021			1	12
January 23, 2021		2	1	14
January 24, 2021			1	10
January 25, 2021		1	3	9
January 26, 2021			2	18
January 27, 2021		1		11
January 28, 2021			3	11

T11. Age Categories

Day of DOD	Age Categories			
	0 - 17	18 - 49	50 - 64	65+
January 29, 2021			3	12
January 30, 2021			3	9
January 31, 2021				12
February 1, 2021			4	6
February 2, 2021				17
February 3, 2021				8
February 4, 2021				8
February 5, 2021			1	8
February 6, 2021		1		7
February 7, 2021			1	6
February 8, 2021		3		4
February 9, 2021				3
February 10, 2021		1	2	8
February 11, 2021			1	9
February 12, 2021			1	8
February 13, 2021			1	2
February 14, 2021				11
February 15, 2021			2	5
February 16, 2021				3
February 17, 2021				5
February 18, 2021			1	6
February 19, 2021		2	2	4
February 20, 2021				3
February 21, 2021				5
February 22, 2021			1	5
February 23, 2021			2	10
February 24, 2021				3
February 25, 2021				2
February 26, 2021				7
February 27, 2021			1	3
February 28, 2021			1	8
March 1, 2021				4
March 2, 2021		1		6
March 3, 2021			1	5
March 4, 2021				2
March 5, 2021				5
March 6, 2021				4
March 7, 2021			1	2
March 8, 2021		1		6
March 9, 2021		1	1	1
March 10, 2021		1		3
March 11, 2021		1		2
March 12, 2021				1
March 13, 2021				3

T11. Age Categories

Day of DOD	Age Categories			
	0 - 17	18 - 49	50 - 64	65+
March 14, 2021			1	5
March 15, 2021		1	1	4
March 16, 2021				2
March 17, 2021			2	1
March 18, 2021				4
March 19, 2021			1	5
March 20, 2021		1		3
March 21, 2021			1	6
March 22, 2021			1	2
March 23, 2021		1	1	4
March 24, 2021				6
March 25, 2021				4
March 26, 2021				5
March 27, 2021				4
March 28, 2021			1	2
March 29, 2021			1	3
March 30, 2021		1	1	6
March 31, 2021				3
April 2, 2021				3
April 3, 2021		1	2	6
April 4, 2021				1
April 5, 2021			2	5
April 6, 2021			2	3
April 7, 2021		1	2	3
April 8, 2021				1
April 9, 2021			1	2
April 10, 2021			2	1
April 11, 2021				1
April 12, 2021				1
April 13, 2021			1	4
April 14, 2021			2	5
April 15, 2021		1		4
April 16, 2021		1	1	1
April 17, 2021			1	2
April 18, 2021		1		3
April 19, 2021				2
April 20, 2021			1	3
April 21, 2021				5
April 22, 2021			2	5
April 23, 2021				4
April 24, 2021			1	2
April 25, 2021			1	1
April 26, 2021			1	6
April 27, 2021		1		7

T11. Age Categories

Day of DOD	Age Categories			
	0 - 17	18 - 49	50 - 64	65+
April 28, 2021				3
April 29, 2021		1		8
April 30, 2021				2
May 1, 2021		3	1	3
May 2, 2021			2	4
May 3, 2021			1	6
May 4, 2021			2	5
May 5, 2021			2	7
May 6, 2021			1	6
May 7, 2021			3	6
May 8, 2021		1		7
May 9, 2021			3	4
May 10, 2021		1	1	6
May 11, 2021		1	2	5
May 12, 2021			1	7
May 13, 2021		1	3	4
May 14, 2021			3	8
May 15, 2021				5
May 16, 2021			5	
May 17, 2021		2	1	5
May 18, 2021		1	3	9
May 19, 2021			2	5
May 20, 2021		1	2	5
May 21, 2021			3	11
May 22, 2021	1		2	3
May 23, 2021			1	4
May 24, 2021		1	2	2
May 25, 2021			2	1
May 26, 2021			2	6
May 27, 2021			4	4
May 28, 2021		1	2	2
May 29, 2021				6
May 30, 2021		2	1	5
May 31, 2021			2	2
June 1, 2021				6
June 2, 2021		1	1	6
June 3, 2021		1		3
June 4, 2021			1	5
June 5, 2021				2
June 6, 2021			2	4
June 7, 2021			2	3
June 8, 2021				5
June 9, 2021				1
June 10, 2021			4	1

T11. Age Categories

Day of DOD	Age Categories			
	0 - 17	18 - 49	50 - 64	65+
June 11, 2021		1	1	1
June 12, 2021			1	3
June 13, 2021			1	3
June 14, 2021			1	3
June 15, 2021		1	1	4
June 16, 2021		1		
June 17, 2021			1	4
June 18, 2021			3	5
June 19, 2021		1	2	1
June 20, 2021			1	1
June 21, 2021		1		1
June 22, 2021			1	2
June 23, 2021			2	2
June 24, 2021			1	2
June 25, 2021		1		4
June 26, 2021				1
June 28, 2021		1		3
June 29, 2021			3	4
June 30, 2021				2
July 1, 2021			1	1
July 2, 2021				2
July 3, 2021		1		1
July 4, 2021		1		1
July 5, 2021			1	1
July 6, 2021			2	4
July 7, 2021				1
July 8, 2021			1	6
July 9, 2021		1		
July 12, 2021				1
July 13, 2021			2	2
July 14, 2021				2
July 15, 2021				2
July 16, 2021		2	1	1
July 17, 2021				3
July 18, 2021			2	1
July 19, 2021			1	
July 20, 2021			1	4
July 21, 2021				1
July 22, 2021		1	1	
July 23, 2021		1		3
July 24, 2021		1	2	3
July 25, 2021		1		5
July 26, 2021				3
July 27, 2021			1	3

T11. Age Categories

Day of DOD	Age Categories			
	0 - 17	18 - 49	50 - 64	65+
July 28, 2021				4
July 29, 2021			3	5
July 30, 2021		1		3
July 31, 2021				7
August 1, 2021				3
August 2, 2021		1		7
August 3, 2021		2		6
August 4, 2021		2	3	6
August 5, 2021		1	2	10
August 6, 2021			2	7
August 7, 2021		2	5	6
August 8, 2021		1	2	5
August 9, 2021		1	1	8
August 10, 2021		3	4	8
August 11, 2021		1	5	12
August 12, 2021		1	2	9
August 13, 2021		1	4	10
August 14, 2021		3	1	12
August 15, 2021			2	11
August 16, 2021		2	1	9
August 17, 2021			8	20
August 18, 2021		1	3	14
August 19, 2021		5	7	23
August 20, 2021			6	18
August 21, 2021		1	4	22
August 22, 2021		3	3	23
August 23, 2021		2	5	22
August 24, 2021		1	7	17
August 25, 2021		1	6	17
August 26, 2021		2	10	20
August 27, 2021		3	9	19
August 28, 2021		3	7	19
August 29, 2021		4	9	22
August 30, 2021		2	8	26
August 31, 2021		1	9	14
September 1, 2021		5	13	28
September 2, 2021		3	6	23
September 3, 2021		5	12	22
September 4, 2021		1	10	30
September 5, 2021		5	8	26
September 6, 2021	1	3	5	26
September 7, 2021		5	7	25
September 8, 2021		2	6	19
September 9, 2021		3	5	24

T11. Age Categories

Day of DOD	Age Categories			
	0 - 17	18 - 49	50 - 64	65+
September 10, 2021		2	5	26
September 11, 2021		6	6	22
September 12, 2021		3	12	21
September 13, 2021		3	8	19
September 14, 2021		2	8	21
September 15, 2021			5	19
September 16, 2021		6	7	19
September 17, 2021		3	7	21
September 18, 2021			7	25
September 19, 2021		3	5	16
September 20, 2021		3	8	25
September 21, 2021		2	6	17
September 22, 2021		3	11	16
September 23, 2021		4	8	22
September 24, 2021		3	9	21
September 25, 2021		6	6	13
September 26, 2021		3	5	17
September 27, 2021		3	6	17
September 28, 2021		3	6	15
September 29, 2021		4	5	18
September 30, 2021			5	16
October 1, 2021		2	6	15
October 2, 2021		2	5	23
October 3, 2021		3	4	22
October 4, 2021		3	7	23
October 5, 2021			6	12
October 6, 2021		2	6	19
October 7, 2021		5	4	15
October 8, 2021		1	8	22
October 9, 2021		1	4	12
October 10, 2021		2	2	7
October 11, 2021		1	8	24
October 12, 2021		1	2	7
October 13, 2021		2	4	11
October 14, 2021		1	6	15
October 15, 2021			6	16
October 16, 2021		1	1	8
October 17, 2021		2	3	14
October 18, 2021		3	4	18
October 19, 2021		1	3	17
October 20, 2021		2	9	11
October 21, 2021		1	2	13
October 22, 2021		2	3	18
October 23, 2021		2	6	18

T11. Age Categories

Day of DOD	Age Categories			
	0 - 17	18 - 49	50 - 64	65+
October 24, 2021			5	14
October 25, 2021		4	4	12
October 26, 2021		2	4	11
October 27, 2021		3	5	24
October 28, 2021		4	5	12
October 29, 2021			2	11
October 30, 2021		4	4	7
October 31, 2021		2	7	8
November 1, 2021		1	8	9
November 2, 2021		1	4	11
November 3, 2021		2	5	7
November 4, 2021		2	3	15
November 5, 2021		1	2	10
November 6, 2021		2	2	11
November 7, 2021			2	11
November 8, 2021		2		4
November 9, 2021		1	4	9
November 10, 2021			4	9
November 11, 2021		1	6	11
November 12, 2021			2	4
November 13, 2021		4	4	8
November 14, 2021	1	1	1	6
November 15, 2021		2	6	8
November 16, 2021		1	1	13
November 17, 2021		3	3	6
November 18, 2021		1	2	13
November 19, 2021		1	6	10
November 20, 2021		2	2	9
November 21, 2021			3	13
November 22, 2021		1	3	5
November 23, 2021			7	9
November 24, 2021		1	2	8
November 25, 2021		1	1	9
November 26, 2021			3	10
November 27, 2021		2	4	14
November 28, 2021			4	9
November 29, 2021				5
November 30, 2021		5	4	14
December 1, 2021		1	1	8
December 2, 2021			4	11
December 3, 2021		1	2	7
December 4, 2021		1	1	6
December 5, 2021			1	8
December 6, 2021			3	14

T11. Age Categories

Day of DOD	Age Categories			
	0 - 17	18 - 49	50 - 64	65+
December 7, 2021		4	2	5
December 8, 2021			3	9
December 9, 2021		3	4	11
December 10, 2021			3	10
December 11, 2021				10
December 12, 2021		1	4	10
December 13, 2021		1	2	13
December 14, 2021			2	8
December 15, 2021			2	10
December 16, 2021		1	1	6
December 17, 2021				5
December 18, 2021		1		9
December 19, 2021			2	8
December 20, 2021		1	2	8
December 21, 2021		1	2	6
December 22, 2021		2	1	8
December 23, 2021		1	4	7
December 24, 2021		5	3	6
December 25, 2021		1	1	4
December 26, 2021		1	3	12
December 27, 2021		1	1	8
December 28, 2021		1	1	6
December 29, 2021			4	6
December 30, 2021			3	10
December 31, 2021		1	5	6
January 1, 2022	1	2	2	8
January 2, 2022			2	11
January 3, 2022		1	4	4
January 4, 2022			1	8
January 5, 2022		2	3	9
January 6, 2022		1	1	11
January 7, 2022		1	2	17
January 8, 2022			2	9
January 9, 2022		1	1	7
January 10, 2022			3	9
January 11, 2022		2	2	15
January 12, 2022			2	27
January 13, 2022		1	2	15
January 14, 2022		1	3	11
January 15, 2022			4	13
January 16, 2022			5	20
January 17, 2022		1	5	15
January 18, 2022		1	2	15
January 19, 2022			5	15

T11. Age Categories

Day of DOD	Age Categories			
	0 - 17	18 - 49	50 - 64	65+
January 20, 2022		1	4	17
January 21, 2022			3	26
January 22, 2022		1	2	17
January 23, 2022			3	23
January 24, 2022			2	14
January 25, 2022	1	2	6	21
January 26, 2022			5	27
January 27, 2022		5	5	17
January 28, 2022			5	34
January 29, 2022			3	24
January 30, 2022		1	6	17
January 31, 2022		3	5	20
February 1, 2022		1	6	12
February 2, 2022		2	5	24
February 3, 2022		2	3	23
February 4, 2022		2	3	24
February 5, 2022		2	6	26
February 6, 2022		2	2	11
February 7, 2022		1	2	14
February 8, 2022		1	7	19
February 9, 2022		3	5	26
February 10, 2022		1	7	36
February 11, 2022		1	2	24
February 12, 2022			3	19
February 13, 2022	1	2	3	19
February 14, 2022		1	5	14
February 15, 2022		2	4	19
February 16, 2022		1	1	18
February 17, 2022		1	3	19
February 18, 2022		2		16
February 19, 2022		1	3	20
February 20, 2022		4	4	17
February 21, 2022			1	19
February 22, 2022		3	3	17
February 23, 2022			1	10
February 24, 2022		2	4	17
February 25, 2022		3	3	14
February 26, 2022			1	12
February 27, 2022		2	3	12
February 28, 2022			3	14
March 1, 2022			4	12
March 2, 2022	1		1	14
March 3, 2022			5	13
March 4, 2022		1	5	6

T11. Age Categories

Day of DOD	Age Categories			
	0 - 17	18 - 49	50 - 64	65+
March 5, 2022		1	2	14
March 6, 2022		1	1	7
March 7, 2022		1	1	6
March 8, 2022			1	10
March 9, 2022		1	1	5
March 10, 2022		1	2	5
March 11, 2022			4	7
March 12, 2022		1		11
March 13, 2022			1	4
March 14, 2022			2	5
March 15, 2022				3
March 16, 2022			4	7
March 17, 2022	1	1	1	4
March 18, 2022			2	8
March 19, 2022			1	8
March 20, 2022				7
March 21, 2022				6
March 22, 2022		1	1	4
March 23, 2022			1	1
March 24, 2022			1	5
March 25, 2022				1
March 26, 2022		1	1	
March 27, 2022			2	1
March 28, 2022			1	5
March 29, 2022				4
March 30, 2022			1	2
March 31, 2022			1	3
April 1, 2022				3
April 2, 2022				3
April 3, 2022		2		1
April 4, 2022				3
April 5, 2022				1
April 6, 2022				5
April 7, 2022				4
April 8, 2022				3
April 9, 2022			1	
April 10, 2022				2
April 11, 2022			1	2
April 12, 2022			2	1
April 13, 2022			2	3
April 14, 2022				2
April 15, 2022				2
April 17, 2022				3
April 18, 2022			1	4

T11. Age Categories

Day of DOD	Age Categories			
	0 - 17	18 - 49	50 - 64	65+
April 19, 2022				1
April 20, 2022			1	3
April 21, 2022				2
April 22, 2022		1		4
April 23, 2022			1	2
April 24, 2022				3
April 25, 2022		2		
April 26, 2022			3	3
April 27, 2022				3
April 28, 2022			1	1
April 29, 2022				3
April 30, 2022				3
May 1, 2022				1
May 2, 2022		1	1	3
May 3, 2022				4
May 4, 2022		1		7
May 5, 2022			1	3
May 6, 2022			1	6
May 7, 2022				1
May 8, 2022			1	4
May 9, 2022				3
May 10, 2022				4
May 11, 2022			2	5
May 12, 2022			2	5
May 13, 2022			2	1
May 14, 2022				4
May 15, 2022				4
May 16, 2022		2		2
May 17, 2022				5
May 18, 2022				3
May 19, 2022	1			2
May 20, 2022			1	5
May 21, 2022		1	1	5
May 22, 2022			1	3
May 23, 2022			1	2
May 24, 2022				3
May 25, 2022			1	3
May 26, 2022		1	1	4
May 27, 2022				3
May 28, 2022				5
May 29, 2022			1	1
May 30, 2022			2	7
May 31, 2022			1	7
June 1, 2022			1	10

T11. Age Categories

Day of DOD	Age Categories			
	0 - 17	18 - 49	50 - 64	65+
June 2, 2022		1	2	6
June 3, 2022		1		3
June 4, 2022				3
June 5, 2022				6
June 6, 2022				3
June 7, 2022			1	3
June 8, 2022				6
June 9, 2022			1	2
June 10, 2022				3
June 11, 2022				4
June 12, 2022			2	5
June 13, 2022				4
June 14, 2022		1	1	4
June 15, 2022				2
June 16, 2022			1	2
June 17, 2022			1	5
June 18, 2022				6
June 19, 2022		1	1	10
June 20, 2022				5
June 21, 2022			1	5
June 22, 2022			1	7
June 23, 2022		1	1	4
June 24, 2022			1	7
June 25, 2022				2
June 26, 2022				1
June 27, 2022		1		4
June 28, 2022			1	3
June 29, 2022			1	7
June 30, 2022			1	6
July 1, 2022			1	2
July 2, 2022				4
July 3, 2022			2	4
July 4, 2022				2
July 5, 2022				4
July 6, 2022		1		4
July 7, 2022			1	6
July 8, 2022				4
July 9, 2022			1	1
July 10, 2022			1	2
July 11, 2022		1		10
July 12, 2022				7
July 13, 2022			1	8
July 14, 2022				3
July 15, 2022				4

T11. Age Categories

Day of DOD	Age Categories			
	0 - 17	18 - 49	50 - 64	65+
July 16, 2022				3
July 17, 2022				8
July 18, 2022			1	4
July 19, 2022				8
July 20, 2022			1	8
July 21, 2022				2
July 22, 2022				2
July 24, 2022				4
July 25, 2022				2
July 26, 2022			1	3
July 27, 2022				1
July 28, 2022			1	1
July 30, 2022				3

T12. Race

Week of DOD	Race							
	AI/AN	Asian	Black	Multira..	Other	Pacific I..	Refuse..	White
Null							1	3
March 8, 2020								2
March 15, 2020								2
March 22, 2020							2	9
March 29, 2020	1		1		1		4	16
April 5, 2020		3	2		1			17
April 12, 2020			2	1	3		2	14
April 19, 2020	1	3			1	1		14
April 26, 2020								16
May 3, 2020	1	1			4		1	14
May 10, 2020			1		1		3	8
May 17, 2020								8
May 24, 2020					1		1	8
May 31, 2020					1	1	2	4
June 7, 2020		1			2	2	1	10
June 14, 2020		1			2		3	7
June 21, 2020		1				1	1	11
June 28, 2020					1	1		20
July 5, 2020		1			3		1	13
July 12, 2020	1	1		1	4		5	19
July 19, 2020	2	2	1	1	5		6	14
July 26, 2020	1	2	1		3		8	22
August 2, 2020	1	2		2	2		7	19
August 9, 2020	2	1		1	4		6	24
August 16, 2020			1		2	1	3	20
August 23, 2020	1		1	2	6		5	21
August 30, 2020		1	2		5	1	5	11
September 6, 2..	2			1	6		4	15
September 13, ..	1				2		2	13
September 20, ..					6		1	14
September 27, ..					3			21
October 4, 2020							2	27
October 11, 2020		1		1	5		4	28
October 18, 2020		1	5		3		2	20
October 25, 2020	3		3	1	5		1	26
November 1, 20..				1	6	1	7	25
November 8, 20..	1	2	2	1	2	1	11	37
November 15, 2..		3		1	9	2	12	63
November 22, 2..	3	4	4	2	9		23	91
November 29, 2..	1	6	3	3	8	2	34	92
December 6, 20..	1	5	5		11	3	30	102
December 13, 2..	5	3	1	1	10		26	96
December 20, 2..	2	4	3	2	4		31	80
December 27, 2..	7	5	1	2	6		30	84

T12. Race

Week of DOD	Race							
	AI/AN	Asian	Black	Multira..	Other	Pacific I..	Refuse..	White
January 3, 2021	2	2		1	6		25	93
January 10, 2021	3	1	3	3	2	1	25	70
January 17, 2021	2	2	2	3	12		17	64
January 24, 2021	1		2	4	11		20	59
January 31, 2021	3				6	1	10	52
February 7, 2021		1			6		5	38
February 14, 20..		1		2	5	1	8	27
February 21, 20..		2			2		3	32
February 28, 20..					2	2	3	30
March 7, 2021			1		1	1	3	18
March 14, 2021		1	1		4		4	21
March 21, 2021				1	1		10	23
March 28, 2021	2			1	2		4	21
April 4, 2021	2				1		2	21
April 11, 2021		1			2		4	18
April 18, 2021		2					5	22
April 25, 2021		2	4				13	19
May 2, 2021	3	1	3	1	4		6	35
May 9, 2021	1		2		1		7	44
May 16, 2021	3		1	2	2		11	42
May 23, 2021	2	1	1		2		6	28
May 30, 2021	1		1	3	1		9	23
June 6, 2021			2		2		3	22
June 13, 2021		1			3	1	4	23
June 20, 2021				1	1		5	13
June 27, 2021			1		1		2	15
July 4, 2021	2		1		1		4	11
July 11, 2021			1	1	2		1	11
July 18, 2021					2		6	14
July 25, 2021	1			2	3		9	21
August 1, 2021	3				5		13	44
August 8, 2021			3	1	5	1	23	61
August 15, 2021	4	1		1	8		31	112
August 22, 2021	3	1	3	3	8		40	141
August 29, 2021	3	2	2	2	9		54	181
September 5, 2..	2	3	2	4	9		62	155
September 12, ..	2	3	1	2	11	2	46	149
September 19, ..	2	7	5	1	13		49	130
September 26, ..	3	1	2	3	12		38	117
October 3, 2021	2	6	2	1	14	1	30	123
October 10, 2021	2	1	2	5	8		27	80
October 17, 2021	4	6	4	1	11		31	95
October 24, 2021		2	3	1	19		26	86
October 31, 2021	2	1	1	2	3		32	72

T12. Race

Week of DOD	Race							
	AI/AN	Asian	Black	Multira..	Other	Pacific I..	Refuse..	White
November 7, 20..	1	1	3		5	1	23	52
November 14, 2..	2		2		5		26	63
November 21, 2..			5		11	1	24	55
November 28, 2..	3			1	10		21	49
December 5, 20..	1		2	1	5		26	55
December 12, 2..	2				6		20	48
December 19, 2..			1	2	6		19	45
December 26, 2..			1		2		27	52
January 2, 2022	1	1	2	1	6		18	60
January 9, 2022		2	1		5		29	82
January 16, 2022	3	3	4	1	9		43	92
January 23, 2022	3	5	2		11		54	122
January 30, 2022	3	4	4	1	7		59	115
February 6, 2022	1	3	4		6		55	117
February 13, 20..	1	6	1		10		40	97
February 20, 20..	6	1	1		12		28	87
February 27, 20..	1		3		10		25	74
March 6, 2022	2	1			4		17	42
March 13, 2022		1	1		3		12	35
March 20, 2022					1		6	23
March 27, 2022		1			2		4	19
April 3, 2022					1		3	16
April 10, 2022	1						3	13
April 17, 2022	1	1	1				3	17
April 24, 2022						1	6	15
May 1, 2022					2	1	11	16
May 8, 2022	1		2		2		7	21
May 15, 2022	1	1			1	1	5	23
May 22, 2022	1						8	19
May 29, 2022		1	1		2		15	27
June 5, 2022			1		1		9	18
June 12, 2022	1			1	2		10	20
June 19, 2022							16	31
June 26, 2022			1		1		10	20
July 3, 2022		3	1		1		7	18
July 10, 2022		2			1		12	25
July 17, 2022					3		7	24
July 24, 2022				1	1		3	11

T13. Ethnicity

Week of DOD	Ethnicity		
	Hispanic	Not His..	Refuse..
Null			4
March 8, 2020		2	
March 15, 2020		2	
March 22, 2020		10	1
March 29, 2020	2	15	6
April 5, 2020	1	20	2
April 12, 2020	3	16	3
April 19, 2020	1	17	2
April 26, 2020		15	1
May 3, 2020	5	15	1
May 10, 2020	1	10	2
May 17, 2020	1	7	
May 24, 2020	3	5	2
May 31, 2020	1	5	2
June 7, 2020	2	12	2
June 14, 2020	2	8	3
June 21, 2020	2	11	1
June 28, 2020	3	18	1
July 5, 2020	3	14	1
July 12, 2020	4	22	5
July 19, 2020	5	17	9
July 26, 2020	4	24	9
August 2, 2020	3	20	10
August 9, 2020	5	26	7
August 16, 2020	3	23	1
August 23, 2020	7	19	10
August 30, 2020	5	15	5
September 6, 2020	6	15	7
September 13, 2020	3	12	3
September 20, 2020	6	12	3
September 27, 2020	3	20	1
October 4, 2020		23	6
October 11, 2020	4	27	8
October 18, 2020	4	22	5
October 25, 2020	5	30	4
November 1, 2020	7	26	7
November 8, 2020	4	38	15
November 15, 2020	9	55	26
November 22, 2020	11	73	52
November 29, 2020	11	83	55
December 6, 2020	9	85	63
December 13, 2020	10	82	50
December 20, 2020	4	79	43
December 27, 2020	5	84	46

T13. Ethnicity

Week of DOD	Ethnicity		
	Hispanic	Not His..	Refuse..
January 3, 2021	10	83	36
January 10, 2021	3	71	34
January 17, 2021	13	64	25
January 24, 2021	9	61	27
January 31, 2021	5	46	21
February 7, 2021	3	34	13
February 14, 2021	5	30	9
February 21, 2021	1	30	8
February 28, 2021	2	28	7
March 7, 2021	1	15	8
March 14, 2021	2	23	6
March 21, 2021	2	22	11
March 28, 2021	1	20	9
April 4, 2021	1	20	5
April 11, 2021	2	13	10
April 18, 2021		20	9
April 25, 2021		27	11
May 2, 2021	1	34	18
May 9, 2021	1	38	16
May 16, 2021	4	37	20
May 23, 2021	1	31	8
May 30, 2021	2	25	11
June 6, 2021		18	11
June 13, 2021	2	20	10
June 20, 2021	1	11	8
June 27, 2021	1	12	6
July 4, 2021	3	13	3
July 11, 2021	1	11	4
July 18, 2021	2	12	8
July 25, 2021		19	17
August 1, 2021	1	41	23
August 8, 2021	1	48	45
August 15, 2021	6	97	54
August 22, 2021	8	121	70
August 29, 2021	7	147	99
September 5, 2021	11	137	89
September 12, 2021	6	122	88
September 19, 2021	5	116	86
September 26, 2021	13	92	71
October 3, 2021	12	100	67
October 10, 2021	7	72	46
October 17, 2021	7	76	69
October 24, 2021	13	65	59
October 31, 2021	5	56	52

T13. Ethnicity

Week of DOD	Ethnicity		
	Hispanic	Not His..	Refuse..
November 7, 2021	4	50	32
November 14, 2021	3	57	38
November 21, 2021	5	52	39
November 28, 2021	5	49	30
December 5, 2021	3	57	30
December 12, 2021	3	47	26
December 19, 2021	2	41	30
December 26, 2021	3	48	31
January 2, 2022	4	54	31
January 9, 2022	1	76	42
January 16, 2022	3	98	54
January 23, 2022	6	126	65
January 30, 2022	5	119	69
February 6, 2022	2	118	66
February 13, 2022	10	103	42
February 20, 2022	8	84	43
February 27, 2022	8	71	34
March 6, 2022	4	42	20
March 13, 2022	1	32	19
March 20, 2022		16	14
March 27, 2022	1	18	7
April 3, 2022		15	5
April 10, 2022		13	4
April 17, 2022	1	12	10
April 24, 2022		16	6
May 1, 2022	1	16	13
May 8, 2022		20	13
May 15, 2022	1	23	8
May 22, 2022	1	14	13
May 29, 2022	2	27	17
June 5, 2022		16	13
June 12, 2022		21	13
June 19, 2022		27	20
June 26, 2022		17	15
July 3, 2022		19	11
July 10, 2022		25	15
July 17, 2022		20	14
July 24, 2022	1	8	7

T2. Intensive Care Unit(ICU)

Week of Admit Date	ICU	
	No	Yes
Null	1,610	131
February 9, 2020	1	
February 23, 2020	1	1
March 1, 2020	4	3
March 8, 2020	11	4
March 15, 2020	37	27
March 22, 2020	75	58
March 29, 2020	78	54
April 5, 2020	59	29
April 12, 2020	74	29
April 19, 2020	68	31
April 26, 2020	71	20
May 3, 2020	37	18
May 10, 2020	30	18
May 17, 2020	32	17
May 24, 2020	26	12
May 31, 2020	31	26
June 7, 2020	45	23
June 14, 2020	64	31
June 21, 2020	73	33
June 28, 2020	72	33
July 5, 2020	117	44
July 12, 2020	88	52
July 19, 2020	91	31
July 26, 2020	93	40
August 2, 2020	112	32
August 9, 2020	103	39
August 16, 2020	92	32
August 23, 2020	71	25
August 30, 2020	70	23
September 6, 2020	77	24
September 13, 2020	84	36
September 20, 2020	109	50
September 27, 2020	68	40
October 4, 2020	116	41
October 11, 2020	102	40
October 18, 2020	97	34
October 25, 2020	121	43
November 1, 2020	207	71
November 8, 2020	317	71
November 15, 2020	351	79
November 22, 2020	400	102
November 29, 2020	455	110
December 6, 2020	404	80

T2. Intensive Care Unit(ICU)

Week of Admit Date	ICU	
	No	Yes
December 13, 2020	422	71
December 20, 2020	350	70
December 27, 2020	337	75
January 3, 2021	340	61
January 10, 2021	300	53
January 17, 2021	242	47
January 24, 2021	211	50
January 31, 2021	183	35
February 7, 2021	170	38
February 14, 2021	137	33
February 21, 2021	126	28
February 28, 2021	134	27
March 7, 2021	114	20
March 14, 2021	123	30
March 21, 2021	109	23
March 28, 2021	123	27
April 4, 2021	141	11
April 11, 2021	171	29
April 18, 2021	234	39
April 25, 2021	239	33
May 2, 2021	207	36
May 9, 2021	204	42
May 16, 2021	167	27
May 23, 2021	144	24
May 30, 2021	114	25
June 6, 2021	116	21
June 13, 2021	120	22
June 20, 2021	110	14
June 27, 2021	81	18
July 4, 2021	76	13
July 11, 2021	84	28
July 18, 2021	130	30
July 25, 2021	219	48
August 1, 2021	336	71
August 8, 2021	446	109
August 15, 2021	530	124
August 22, 2021	576	144
August 29, 2021	606	105
September 5, 2021	522	105
September 12, 2021	469	89
September 19, 2021	416	80
September 26, 2021	373	69
October 3, 2021	341	58
October 10, 2021	295	59

T2. Intensive Care Unit(ICU)

Week of Admit Date	ICU	
	No	Yes
October 17, 2021	314	53
October 24, 2021	329	46
October 31, 2021	262	59
November 7, 2021	253	47
November 14, 2021	220	35
November 21, 2021	241	39
November 28, 2021	240	33
December 5, 2021	238	38
December 12, 2021	197	38
December 19, 2021	195	44
December 26, 2021	331	49
January 2, 2022	476	66
January 9, 2022	584	65
January 16, 2022	727	63
January 23, 2022	722	90
January 30, 2022	684	80
February 6, 2022	551	61
February 13, 2022	433	49
February 20, 2022	320	27
February 27, 2022	227	28
March 6, 2022	170	10
March 13, 2022	119	11
March 20, 2022	89	6
March 27, 2022	76	3
April 3, 2022	81	2
April 10, 2022	81	4
April 17, 2022	114	6
April 24, 2022	137	11
May 1, 2022	160	5
May 8, 2022	228	10
May 15, 2022	247	5
May 22, 2022	243	3
May 29, 2022	263	15
June 5, 2022	234	6
June 12, 2022	236	14
June 19, 2022	297	17
June 26, 2022	292	18
July 3, 2022	271	18
July 10, 2022	312	20
July 17, 2022	263	17
July 24, 2022	207	9

T3. Underlying Conditions

Week of Admit Date	ICU	
	No	Yes
Null	1,610	131
February 9, 2020	1	
February 23, 2020	1	1
March 1, 2020	4	3
March 8, 2020	11	4
March 15, 2020	37	27
March 22, 2020	75	58
March 29, 2020	78	54
April 5, 2020	59	29
April 12, 2020	74	29
April 19, 2020	68	31
April 26, 2020	71	20
May 3, 2020	37	18
May 10, 2020	30	18
May 17, 2020	32	17
May 24, 2020	26	12
May 31, 2020	31	26
June 7, 2020	45	23
June 14, 2020	64	31
June 21, 2020	73	33
June 28, 2020	72	33
July 5, 2020	117	44
July 12, 2020	88	52
July 19, 2020	91	31
July 26, 2020	93	40
August 2, 2020	112	32
August 9, 2020	103	39
August 16, 2020	92	32
August 23, 2020	71	25
August 30, 2020	70	23
September 6, 2020	77	24
September 13, 2020	84	36
September 20, 2020	109	50
September 27, 2020	68	40
October 4, 2020	116	41
October 11, 2020	102	40
October 18, 2020	97	34
October 25, 2020	121	43
November 1, 2020	207	71
November 8, 2020	317	71
November 15, 2020	351	79
November 22, 2020	400	102
November 29, 2020	455	110
December 6, 2020	404	80

T3. Underlying Conditions

Week of Admit Date	ICU	
	No	Yes
December 13, 2020	422	71
December 20, 2020	350	70
December 27, 2020	337	75
January 3, 2021	340	61
January 10, 2021	300	53
January 17, 2021	242	47
January 24, 2021	211	50
January 31, 2021	183	35
February 7, 2021	170	38
February 14, 2021	137	33
February 21, 2021	126	28
February 28, 2021	134	27
March 7, 2021	114	20
March 14, 2021	123	30
March 21, 2021	109	23
March 28, 2021	123	27
April 4, 2021	141	11
April 11, 2021	171	29
April 18, 2021	234	39
April 25, 2021	239	33
May 2, 2021	207	36
May 9, 2021	204	42
May 16, 2021	167	27
May 23, 2021	144	24
May 30, 2021	114	25
June 6, 2021	116	21
June 13, 2021	120	22
June 20, 2021	110	14
June 27, 2021	81	18
July 4, 2021	76	13
July 11, 2021	84	28
July 18, 2021	130	30
July 25, 2021	219	48
August 1, 2021	336	71
August 8, 2021	446	109
August 15, 2021	530	124
August 22, 2021	576	144
August 29, 2021	606	105
September 5, 2021	522	105
September 12, 2021	469	89
September 19, 2021	416	80
September 26, 2021	373	69
October 3, 2021	341	58
October 10, 2021	295	59

T3. Underlying Conditions

Week of Admit Date	ICU	
	No	Yes
October 17, 2021	314	53
October 24, 2021	329	46
October 31, 2021	262	59
November 7, 2021	253	47
November 14, 2021	220	35
November 21, 2021	241	39
November 28, 2021	240	33
December 5, 2021	238	38
December 12, 2021	197	38
December 19, 2021	195	44
December 26, 2021	331	49
January 2, 2022	476	66
January 9, 2022	584	65
January 16, 2022	727	63
January 23, 2022	722	90
January 30, 2022	684	80
February 6, 2022	551	61
February 13, 2022	433	49
February 20, 2022	320	27
February 27, 2022	227	28
March 6, 2022	170	10
March 13, 2022	119	11
March 20, 2022	89	6
March 27, 2022	76	3
April 3, 2022	81	2
April 10, 2022	81	4
April 17, 2022	114	6
April 24, 2022	137	11
May 1, 2022	160	5
May 8, 2022	228	10
May 15, 2022	247	5
May 22, 2022	243	3
May 29, 2022	263	15
June 5, 2022	234	6
June 12, 2022	236	14
June 19, 2022	297	17
June 26, 2022	292	18
July 3, 2022	271	18
July 10, 2022	312	20
July 17, 2022	263	17
July 24, 2022	207	9

T4. Length of Stay

Week of Admit Date	Length of Stay Bins				Unkno..
	1 to 4 D..	5 to 9 D..	10 to 1..	15+ Days	
Null					1,741
February 9, 2020				1	
February 23, 2020		1		1	
March 1, 2020	2	2	1	1	1
March 8, 2020	2	6	1	4	2
March 15, 2020	27	15	8	13	1
March 22, 2020	48	32	16	35	2
March 29, 2020	51	31	16	33	1
April 5, 2020	41	12	17	13	5
April 12, 2020	42	16	11	24	10
April 19, 2020	46	30	9	11	3
April 26, 2020	47	19	6	9	10
May 3, 2020	26	13	3	7	6
May 10, 2020	21	14	3	5	5
May 17, 2020	22	14	7	4	2
May 24, 2020	16	13	2	4	3
May 31, 2020	28	17	1	9	2
June 7, 2020	26	22	9	6	5
June 14, 2020	46	26	7	11	5
June 21, 2020	47	30	6	18	5
June 28, 2020	46	23	15	17	4
July 5, 2020	75	51	19	10	6
July 12, 2020	57	44	20	14	5
July 19, 2020	62	33	11	15	1
July 26, 2020	64	30	14	22	3
August 2, 2020	76	40	12	13	3
August 9, 2020	68	45	12	16	1
August 16, 2020	63	43	6	11	1
August 23, 2020	46	28	9	10	3
August 30, 2020	45	25	12	9	2
September 6, 2020	52	25	12	8	4
September 13, 2020	51	33	16	17	3
September 20, 2020	79	52	7	18	3
September 27, 2020	46	38	9	10	5
October 4, 2020	71	52	14	17	3
October 11, 2020	77	41	8	12	4
October 18, 2020	59	35	12	23	2
October 25, 2020	76	47	21	14	6
November 1, 2020	119	69	35	39	16
November 8, 2020	156	122	33	38	39
November 15, 2020	203	98	52	41	36
November 22, 2020	206	139	54	38	65
November 29, 2020	229	146	58	60	72
December 6, 2020	183	107	50	44	100

T4. Length of Stay

Week of Admit Date	Length of Stay Bins				Unkno..
	1 to 4 D..	5 to 9 D..	10 to 1..	15+ Days	
December 13, 2020	209	124	37	46	77
December 20, 2020	178	101	35	42	64
December 27, 2020	161	111	29	42	69
January 3, 2021	190	77	30	39	65
January 10, 2021	173	83	25	32	40
January 17, 2021	123	55	31	28	52
January 24, 2021	113	66	21	27	34
January 31, 2021	98	50	18	14	38
February 7, 2021	85	57	13	15	38
February 14, 2021	79	36	18	12	25
February 21, 2021	69	40	11	12	22
February 28, 2021	78	41	10	9	23
March 7, 2021	53	30	10	8	33
March 14, 2021	81	32	8	5	27
March 21, 2021	54	30	10	8	30
March 28, 2021	69	28	6	12	35
April 4, 2021	64	33	1	6	48
April 11, 2021	70	48	10	16	56
April 18, 2021	105	54	24	22	68
April 25, 2021	86	56	21	24	85
May 2, 2021	76	46	26	13	82
May 9, 2021	74	51	21	18	82
May 16, 2021	85	38	11	16	44
May 23, 2021	50	25	11	15	67
May 30, 2021	69	24	6	11	29
June 6, 2021	46	31	11	11	38
June 13, 2021	53	30	12	10	37
June 20, 2021	59	18	8	7	32
June 27, 2021	39	23	7	7	23
July 4, 2021	38	12	6	6	27
July 11, 2021	41	20	10	16	25
July 18, 2021	68	32	11	19	30
July 25, 2021	94	67	18	33	55
August 1, 2021	130	86	41	47	103
August 8, 2021	191	116	47	66	135
August 15, 2021	212	154	75	75	138
August 22, 2021	273	159	69	71	148
August 29, 2021	248	165	70	67	161
September 5, 2021	225	119	62	54	167
September 12, 2021	196	112	55	52	143
September 19, 2021	170	82	53	43	148
September 26, 2021	152	88	39	36	127
October 3, 2021	124	72	32	38	133
October 10, 2021	135	70	20	32	97

T4. Length of Stay

Week of Admit Date	Length of Stay Bins				Unkno..
	1 to 4 D..	5 to 9 D..	10 to 1..	15+ Days	
October 17, 2021	127	67	36	29	108
October 24, 2021	137	64	23	21	130
October 31, 2021	95	66	26	33	101
November 7, 2021	117	58	25	24	76
November 14, 2021	87	45	13	25	85
November 21, 2021	100	47	22	24	87
November 28, 2021	97	49	13	26	88
December 5, 2021	86	55	25	19	91
December 12, 2021	81	42	18	24	70
December 19, 2021	89	37	16	27	70
December 26, 2021	142	52	26	28	132
January 2, 2022	209	82	32	43	176
January 9, 2022	271	99	29	39	211
January 16, 2022	332	108	59	48	243
January 23, 2022	333	134	60	61	224
January 30, 2022	351	116	44	55	198
February 6, 2022	290	82	43	31	166
February 13, 2022	231	77	29	20	125
February 20, 2022	174	58	21	9	85
February 27, 2022	100	46	20	18	71
March 6, 2022	74	29	8	7	62
March 13, 2022	60	20	9	5	36
March 20, 2022	34	16	5	7	33
March 27, 2022	31	15	1	2	30
April 3, 2022	48	9	1	3	22
April 10, 2022	35	9	2	2	37
April 17, 2022	46	11	5	11	47
April 24, 2022	56	20	6	7	59
May 1, 2022	76	19	4	6	60
May 8, 2022	113	21	10	7	87
May 15, 2022	106	28	6	9	103
May 22, 2022	96	31	7	8	104
May 29, 2022	117	26	11	8	116
June 5, 2022	98	24	9	5	104
June 12, 2022	107	33	5	4	101
June 19, 2022	115	36	9	6	148
June 26, 2022	118	31	18	4	139
July 3, 2022	107	27	10	2	143
July 10, 2022	143	27	9	4	149
July 17, 2022	106	30	1		143
July 24, 2022	80	7			129

T6. Race

Week of Admit ..	Race							
	AI/AN	Asian	Black	Multira..	Other	Pacific I..	Refuse..	White
Null	37	18	27	18	153	7	330	1,151
February 9, 2020								1
February 23, 20..					1			1
March 1, 2020					1		1	5
March 8, 2020		2			2		1	10
March 15, 2020				1	17	1	5	40
March 22, 2020	4	6	6	3	31	1	4	78
March 29, 2020	2	11	5	1	23	4	3	83
April 5, 2020	2	5	1		22	1	3	54
April 12, 2020	1	5	7	5	17		1	67
April 19, 2020	2	2	4	4	17	1	2	67
April 26, 2020	1	3	3		20	2	3	59
May 3, 2020		3			13		2	37
May 10, 2020			2		12	1	1	32
May 17, 2020			2	1	14	2		30
May 24, 2020	1		1	1	9	3	2	21
May 31, 2020	3	2	2	2	16	7	3	22
June 7, 2020	2	2	2	2	13	9	3	35
June 14, 2020	2	3	12	2	17	6	7	46
June 21, 2020	1	4	3		26	4	4	64
June 28, 2020	5	5	4	3	28	11	5	44
July 5, 2020	9	8	7	2	40	1	17	77
July 12, 2020	2	2	3		49	2	14	68
July 19, 2020	13	5	2		36	3	11	52
July 26, 2020	5	4	6		38	3	16	61
August 2, 2020	6	3	3	4	46	3	13	66
August 9, 2020	6	5	4	3	38	3	9	74
August 16, 2020	8	5	6		29	5	9	62
August 23, 2020	4	5	3	1	18	4	13	48
August 30, 2020	3	1	4	2	24	3	4	52
September 6, 2..	1	2	4		26	2	7	59
September 13, ..	6	3	3		17	4	4	83
September 20, ..	5	5	7	3	28	1	8	102
September 27, ..	1	2	2	1	23	2	3	74
October 4, 2020	7	5	9	3	25		10	98
October 11, 2020	8	1	8	2	34		12	77
October 18, 2020	2	1	5	3	45		6	69
October 25, 2020	4	6	3	2	38		14	97
November 1, 20..	7	12	11	5	56	4	19	164
November 8, 20..	8	14	11	12	64	4	31	244
November 15, 2..	6	27	13	5	61	7	46	265
November 22, 2..	7	19	17	7	85	5	61	301
November 29, 2..	14	25	18	8	89	2	65	344
December 6, 20..	16	22	13	6	101	4	48	274

T6. Race

Week of Admit ..	Race							
	AI/AN	Asian	Black	Multira..	Other	Pacific I..	Refuse..	White
December 13, 2..	11	28	14	6	75	5	57	297
December 20, 2..	17	13	12	7	69	2	43	257
December 27, 2..	8	5	11	4	70	3	60	251
January 3, 2021	10	14	11	6	57	7	30	266
January 10, 2021	3	5	10	5	57	5	47	221
January 17, 2021	6	3	9	5	51	3	31	181
January 24, 2021	2	7	5	7	45	2	21	172
January 31, 2021	3	6	6	4	39	3	12	145
February 7, 2021	5	11	4	4	38	2	18	126
February 14, 20..	3	4	4	4	36	1	11	107
February 21, 20..	3	6	7	4	26	1	13	94
February 28, 20..		1	7	5	21	7	7	113
March 7, 2021	4	2	5	5	20	1	12	85
March 14, 2021	3	8	7	3	20		14	98
March 21, 2021	2	5	10	3	18	2	11	81
March 28, 2021	3	8	7	4	14	1	17	96
April 4, 2021	3	4	8	3	12		17	105
April 11, 2021	8	6	14	4	21		15	132
April 18, 2021	5	9	8	9	31	3	25	183
April 25, 2021	6	2	17	4	39	1	36	167
May 2, 2021	7	7	14	5	17	3	16	174
May 9, 2021	4	5	10	9	15	1	31	171
May 16, 2021	5	7	10	1	24	1	17	129
May 23, 2021	3	6	5	5	17	1	24	107
May 30, 2021	4	2	5	3	8	2	14	101
June 6, 2021			4	1	11	1	21	99
June 13, 2021	2		13	2	15	2	8	100
June 20, 2021	6		9	2	10		11	86
June 27, 2021	2	1	3	2	19		11	61
July 4, 2021	2	1	4	2	11		12	57
July 11, 2021	1	1	4	3	11		12	80
July 18, 2021	3	1	2	3	13		16	122
July 25, 2021	10	4	12		19	3	34	185
August 1, 2021	7	6	10	9	28	3	56	288
August 8, 2021	9	2	15	9	52	2	76	390
August 15, 2021	15	11	12	10	33		104	469
August 22, 2021	10	11	16	3	44		135	501
August 29, 2021	11	15	11	6	38	3	136	491
September 5, 2..	10	7	14	5	54	6	108	423
September 12, ..	9	11	17	4	35	1	94	387
September 19, ..	6	7	17	3	41	2	81	339
September 26, ..	6	4	10	6	36	4	69	307
October 3, 2021	4	8	16	6	40	2	46	277
October 10, 2021	8	4	11	6	33		49	243

T6. Race

Week of Admit ..	Race							
	AI/AN	Asian	Black	Multira..	Other	Pacific I..	Refuse..	White
October 17, 2021	2	5	14	2	29		46	269
October 24, 2021	12	1	9	2	38	1	56	256
October 31, 2021	3	8	11	2	20	2	48	227
November 7, 20..	2	2	5	2	16	2	46	225
November 14, 2..	7	3	6	2	16		50	171
November 21, 2..	4	10	10	2	25	1	42	186
November 28, 2..	4	4	9	1	18		39	198
December 5, 20..	6	2	6	4	21		53	184
December 12, 2..	4	3	3	4	13	1	35	172
December 19, 2..	2	8	3	1	21		33	171
December 26, 2..	5	5	11	3	28	2	48	278
January 2, 2022	7	15	24	7	52	2	57	378
January 9, 2022	7	24	36	6	61	4	61	450
January 16, 2022	10	17	26	9	65	2	72	589
January 23, 2022	14	20	30	5	66	1	113	563
January 30, 2022	20	15	16	2	56	2	92	561
February 6, 2022	11	20	16	2	70		66	427
February 13, 20..	8	9	12	2	31	2	60	358
February 20, 20..	4	7	9		29		55	243
February 27, 20..	4	5	10	2	12	1	26	195
March 6, 2022	3	2	6	1	19		18	131
March 13, 2022		3	3		8		13	103
March 20, 2022	2	2	1		10		11	69
March 27, 2022	1		4		10	1	10	53
April 3, 2022		3	2	1	6		7	64
April 10, 2022	1		4		8		7	65
April 17, 2022	2	3	5		13	1	18	78
April 24, 2022	2	3	3		12	1	21	106
May 1, 2022	3	3	4	2	10		20	123
May 8, 2022	5	4	9		13	1	34	172
May 15, 2022	4	11	6	1	17		24	189
May 22, 2022	1	8	10	2	11		20	194
May 29, 2022	3	5	9	1	19	1	37	203
June 5, 2022	2	11	5	2	14		33	173
June 12, 2022	2	7	9	1	24		23	184
June 19, 2022	3	10	11		15	1	31	243
June 26, 2022	4	9	11	2	20		40	224
July 3, 2022	2	4	4	2	22		43	212
July 10, 2022	6	12	6	2	19	1	51	235
July 17, 2022	2	10	1	3	23	1	38	202
July 24, 2022	2	4	7		17		40	146

T7. Ethnicity

Week of Admit Date	Ethnicity		
	Hispanic	Not His..	Refuse..
Null	188	1,023	530
February 9, 2020		1	
February 23, 2020	1	1	
March 1, 2020	1	5	1
March 8, 2020	3	11	1
March 15, 2020	18	42	4
March 22, 2020	39	91	3
March 29, 2020	26	100	6
April 5, 2020	23	61	4
April 12, 2020	18	81	4
April 19, 2020	20	79	
April 26, 2020	22	61	8
May 3, 2020	16	38	1
May 10, 2020	15	31	2
May 17, 2020	16	30	3
May 24, 2020	12	21	5
May 31, 2020	18	33	6
June 7, 2020	14	46	8
June 14, 2020	21	67	7
June 21, 2020	33	62	11
June 28, 2020	32	66	7
July 5, 2020	49	93	19
July 12, 2020	52	75	13
July 19, 2020	40	68	14
July 26, 2020	44	74	15
August 2, 2020	51	79	14
August 9, 2020	44	82	16
August 16, 2020	38	78	8
August 23, 2020	24	58	14
August 30, 2020	28	56	9
September 6, 2020	32	59	10
September 13, 2020	14	93	13
September 20, 2020	36	113	10
September 27, 2020	23	74	11
October 4, 2020	25	108	24
October 11, 2020	36	88	18
October 18, 2020	46	74	11
October 25, 2020	43	97	24
November 1, 2020	62	173	43
November 8, 2020	71	242	75
November 15, 2020	76	248	106
November 22, 2020	85	276	141
November 29, 2020	96	334	135
December 6, 2020	103	266	115

T7. Ethnicity

Week of Admit Date	Ethnicity		
	Hispanic	Not His..	Refuse..
December 13, 2020	82	287	124
December 20, 2020	66	254	100
December 27, 2020	72	242	98
January 3, 2021	52	259	90
January 10, 2021	55	210	88
January 17, 2021	43	182	64
January 24, 2021	44	155	62
January 31, 2021	35	145	38
February 7, 2021	39	135	34
February 14, 2021	31	108	31
February 21, 2021	29	104	21
February 28, 2021	19	115	27
March 7, 2021	25	87	22
March 14, 2021	16	115	22
March 21, 2021	16	95	21
March 28, 2021	17	108	25
April 4, 2021	13	108	31
April 11, 2021	27	127	46
April 18, 2021	38	195	40
April 25, 2021	45	155	72
May 2, 2021	26	178	39
May 9, 2021	21	172	53
May 16, 2021	26	134	34
May 23, 2021	18	111	39
May 30, 2021	8	105	26
June 6, 2021	14	93	30
June 13, 2021	11	100	31
June 20, 2021	10	87	27
June 27, 2021	12	64	23
July 4, 2021	7	58	24
July 11, 2021	10	75	27
July 18, 2021	14	109	37
July 25, 2021	19	179	69
August 1, 2021	26	230	151
August 8, 2021	44	325	186
August 15, 2021	36	385	233
August 22, 2021	33	423	264
August 29, 2021	38	426	247
September 5, 2021	44	380	203
September 12, 2021	34	337	187
September 19, 2021	30	297	169
September 26, 2021	33	232	177
October 3, 2021	31	233	135
October 10, 2021	24	203	127

T7. Ethnicity

Week of Admit Date	Ethnicity		
	Hispanic	Not His..	Refuse..
October 17, 2021	23	214	130
October 24, 2021	26	218	131
October 31, 2021	20	201	100
November 7, 2021	14	185	101
November 14, 2021	14	153	88
November 21, 2021	18	190	72
November 28, 2021	17	190	66
December 5, 2021	25	176	75
December 12, 2021	8	154	73
December 19, 2021	18	169	52
December 26, 2021	21	275	84
January 2, 2022	44	391	107
January 9, 2022	59	458	132
January 16, 2022	62	578	150
January 23, 2022	57	545	210
January 30, 2022	69	511	184
February 6, 2022	47	416	149
February 13, 2022	27	340	115
February 20, 2022	23	227	97
February 27, 2022	15	189	51
March 6, 2022	19	118	43
March 13, 2022	8	92	30
March 20, 2022	6	70	19
March 27, 2022	6	58	15
April 3, 2022	6	65	12
April 10, 2022	7	70	8
April 17, 2022	9	88	23
April 24, 2022	10	109	29
May 1, 2022	8	125	32
May 8, 2022	11	181	46
May 15, 2022	11	197	44
May 22, 2022	10	205	31
May 29, 2022	19	206	53
June 5, 2022	12	181	47
June 12, 2022	14	189	47
June 19, 2022	15	249	50
June 26, 2022	18	239	53
July 3, 2022	17	211	61
July 10, 2022	14	240	78
July 17, 2022	17	210	53
July 24, 2022	15	145	56

T8. Hospitalization Status

Day of DOD	Hosp		
	Yes	No	Unkno..
Null	2	2	
March 14, 2020	1	1	
March 17, 2020	1		
March 20, 2020	1		
March 22, 2020	2	1	
March 23, 2020	2		
March 24, 2020	2		
March 25, 2020	1	1	
March 27, 2020	1		
March 28, 2020	1		
March 29, 2020	2	2	
March 30, 2020	1	2	
April 1, 2020	3	1	1
April 2, 2020	1	4	
April 3, 2020		3	
April 4, 2020	1	2	
April 5, 2020	1	3	
April 6, 2020	3	1	
April 7, 2020	4		
April 8, 2020	4		
April 9, 2020		1	
April 10, 2020	3		
April 11, 2020	2	1	
April 12, 2020	4		1
April 13, 2020	1	1	
April 14, 2020	2	2	
April 15, 2020	1	1	
April 16, 2020	3		
April 17, 2020	2		
April 18, 2020	2	2	
April 19, 2020	2		
April 20, 2020	2	1	
April 21, 2020	2		
April 22, 2020	3	2	
April 23, 2020	2		
April 24, 2020	1		
April 25, 2020	4	1	
April 26, 2020	3		
April 27, 2020	2		
April 29, 2020	1		
April 30, 2020	2		
May 1, 2020	3		
May 2, 2020	5		
May 3, 2020	2		

T8. Hospitalization Status

Day of DOD	Hosp		
	Yes	No	Unkno..
May 4, 2020	3		
May 5, 2020	3	1	
May 6, 2020	3	1	
May 7, 2020	1		
May 8, 2020	4		
May 9, 2020	2	1	
May 10, 2020	2		1
May 11, 2020	2		
May 12, 2020	2		1
May 13, 2020	2		
May 15, 2020			1
May 16, 2020		2	
May 17, 2020		2	
May 18, 2020	1		
May 19, 2020	1		
May 20, 2020	2		
May 22, 2020	1		
May 23, 2020	1		
May 24, 2020	1		
May 25, 2020	1		
May 26, 2020	2		
May 27, 2020	1		
May 28, 2020	1		
May 29, 2020	1	1	
May 30, 2020	1		1
May 31, 2020	1	1	
June 1, 2020	1		
June 2, 2020	1		
June 3, 2020	2	1	
June 4, 2020	1		
June 7, 2020	1		
June 8, 2020	2	1	
June 10, 2020	3	2	
June 11, 2020	2	2	
June 12, 2020		1	
June 13, 2020	1	1	
June 14, 2020	2	1	
June 15, 2020	1	2	
June 16, 2020		2	
June 18, 2020		1	1
June 19, 2020	1		
June 20, 2020	1	1	
June 21, 2020		2	
June 22, 2020	1	1	

T8. Hospitalization Status

Day of DOD	Hosp		
	Yes	No	Unkno..
June 23, 2020	2	1	
June 24, 2020	1	1	
June 25, 2020	2	1	
June 26, 2020	1		
June 27, 2020	1		
June 28, 2020	3	1	
June 29, 2020	1	3	
June 30, 2020	4		
July 1, 2020	1	1	
July 2, 2020	3	1	
July 3, 2020	1	1	
July 4, 2020	1	1	
July 5, 2020	2		1
July 6, 2020	1	1	
July 7, 2020	2	2	
July 8, 2020	1	2	
July 9, 2020	1	1	
July 10, 2020		1	
July 11, 2020	1	2	
July 12, 2020	2	1	
July 13, 2020	1	2	
July 14, 2020	2		2
July 15, 2020	3	2	
July 16, 2020	3	1	1
July 17, 2020	4	1	
July 18, 2020	3	3	
July 19, 2020	4		
July 20, 2020	3		
July 21, 2020	6		
July 22, 2020	3	1	
July 23, 2020	3	3	1
July 24, 2020	2	1	
July 25, 2020	3		1
July 26, 2020	4	1	
July 27, 2020	2	3	1
July 28, 2020	6	3	1
July 29, 2020	4		
July 30, 2020	3		
July 31, 2020	1	1	
August 1, 2020	6	1	
August 2, 2020	2	1	1
August 3, 2020	2	1	
August 4, 2020		1	4
August 5, 2020	3	3	

T8. Hospitalization Status

Day of DOD	Hosp		
	Yes	No	Unkno..
August 6, 2020	5		
August 7, 2020	3	2	
August 8, 2020	3	1	1
August 9, 2020	4	4	
August 10, 2020	1	1	1
August 11, 2020	5	1	
August 12, 2020	2	1	
August 13, 2020	3		
August 14, 2020	2	2	
August 15, 2020	7	4	
August 16, 2020	2	2	
August 17, 2020	1	1	
August 18, 2020	2	2	
August 19, 2020	4		
August 20, 2020	1		
August 21, 2020	5	2	
August 22, 2020	5		
August 23, 2020	3	5	
August 24, 2020		2	
August 25, 2020	3	2	
August 26, 2020	4	2	
August 27, 2020	3		
August 28, 2020	6		
August 29, 2020	5	1	
August 30, 2020	1		
August 31, 2020	1	1	
September 1, 2020	2	1	
September 2, 2020	3	2	
September 3, 2020	3	2	
September 4, 2020	2	2	
September 5, 2020	2	3	
September 6, 2020	3	2	
September 7, 2020	1	2	
September 8, 2020	3	2	
September 9, 2020		2	
September 10, 2020	4		
September 11, 2020	4	2	
September 12, 2020	1	2	
September 13, 2020	2	1	
September 14, 2020	2		
September 15, 2020	3		
September 16, 2020			1
September 17, 2020	2	1	
September 18, 2020	5		

T8. Hospitalization Status

Day of DOD	Hosp		
	Yes	No	Unkno..
September 19, 2020	1		
September 20, 2020	4	2	
September 21, 2020	1		
September 22, 2020	3		
September 23, 2020	3		
September 24, 2020	2	1	
September 25, 2020	1		1
September 26, 2020	2		1
September 27, 2020	2		1
September 28, 2020	1		1
September 29, 2020	1		
September 30, 2020	4	1	1
October 1, 2020	2	2	
October 2, 2020	4		1
October 3, 2020	2		1
October 4, 2020	4	1	
October 5, 2020	5	1	2
October 6, 2020	2	1	2
October 7, 2020	2	1	
October 8, 2020		2	
October 9, 2020	3		
October 10, 2020	1	2	
October 11, 2020	2	2	
October 12, 2020	4	1	
October 13, 2020	5		
October 14, 2020	3	2	
October 15, 2020	3	1	
October 16, 2020	3		
October 17, 2020	10	3	
October 18, 2020	5		
October 19, 2020	4		
October 20, 2020	1	1	1
October 21, 2020	3		1
October 22, 2020	1		1
October 23, 2020	3		1
October 24, 2020	7	1	1
October 25, 2020	5	2	
October 26, 2020	3		
October 27, 2020	1	1	
October 28, 2020	1	2	
October 29, 2020	6	4	
October 30, 2020	7		
October 31, 2020	6		1
November 1, 2020	5	2	1

T8. Hospitalization Status

Day of DOD	Hosp		
	Yes	No	Unkno..
November 2, 2020	5	1	1
November 3, 2020	4		2
November 4, 2020	4	2	1
November 5, 2020	1	1	
November 6, 2020	1	1	
November 7, 2020	5	2	1
November 8, 2020	8	1	1
November 9, 2020	6	3	1
November 10, 2020	5		
November 11, 2020	5	3	1
November 12, 2020		1	1
November 13, 2020	6	5	2
November 14, 2020	4	4	
November 15, 2020	6	5	
November 16, 2020	2	5	4
November 17, 2020	9	4	3
November 18, 2020	7	4	1
November 19, 2020	12	2	1
November 20, 2020	7	5	
November 21, 2020	8	3	2
November 22, 2020	10	7	
November 23, 2020	15	6	1
November 24, 2020	7	3	3
November 25, 2020	15	6	4
November 26, 2020	12	7	1
November 27, 2020	18	4	2
November 28, 2020	11	4	
November 29, 2020	14	6	2
November 30, 2020	10	3	3
December 1, 2020	14	9	2
December 2, 2020	15	5	5
December 3, 2020	15	3	4
December 4, 2020	12	6	2
December 5, 2020	13	4	2
December 6, 2020	15	9	7
December 7, 2020	12	7	1
December 8, 2020	10	6	4
December 9, 2020	22	9	3
December 10, 2020	7	6	2
December 11, 2020	11	3	
December 12, 2020	14	4	5
December 13, 2020	12	9	2
December 14, 2020	4	7	3
December 15, 2020	20	5	6

T8. Hospitalization Status

Day of DOD	Hosp		
	Yes	No	Unkno..
December 16, 2020	14	3	
December 17, 2020	11	4	4
December 18, 2020	10	8	2
December 19, 2020	6	9	3
December 20, 2020	15	4	6
December 21, 2020	15	7	
December 22, 2020	12	2	
December 23, 2020	10	5	5
December 24, 2020	10	2	1
December 25, 2020	10	7	1
December 26, 2020	10	2	2
December 27, 2020	8	2	3
December 28, 2020	12	4	1
December 29, 2020	8	6	3
December 30, 2020	15	5	3
December 31, 2020	9	4	3
January 1, 2021	16	5	3
January 2, 2021	14	5	6
January 3, 2021	10	3	2
January 4, 2021	11	11	2
January 5, 2021	10	7	2
January 6, 2021	8	4	1
January 7, 2021	9	2	5
January 8, 2021	13	11	3
January 9, 2021	8	4	3
January 10, 2021	9	7	2
January 11, 2021	9	7	3
January 12, 2021	8	3	2
January 13, 2021	7	3	2
January 14, 2021	8	4	1
January 15, 2021	12	3	
January 16, 2021	15	3	
January 17, 2021	13	2	1
January 18, 2021	11	2	1
January 19, 2021	6	4	1
January 20, 2021	13	2	
January 21, 2021	13	3	
January 22, 2021	4	6	3
January 23, 2021	14	3	
January 24, 2021	7	3	1
January 25, 2021	8	5	
January 26, 2021	17	2	1
January 27, 2021	7	4	1
January 28, 2021	10	3	1

T8. Hospitalization Status

Day of DOD	Hosp		
	Yes	No	Unkno..
January 29, 2021	12	1	2
January 30, 2021	8	4	
January 31, 2021	7	3	2
February 1, 2021	6	2	2
February 2, 2021	14	2	1
February 3, 2021	5	2	1
February 4, 2021	4	4	
February 5, 2021	7	1	1
February 6, 2021	6	2	
February 7, 2021	6	1	
February 8, 2021	6	1	
February 9, 2021	1	2	
February 10, 2021	7	3	1
February 11, 2021	9	1	
February 12, 2021	6	2	1
February 13, 2021	3		
February 14, 2021	8	3	
February 15, 2021	6	1	
February 16, 2021		2	1
February 17, 2021	2	2	1
February 18, 2021	6	1	
February 19, 2021	6	2	
February 20, 2021	2		1
February 21, 2021	4	1	
February 22, 2021	6		
February 23, 2021	9	2	1
February 24, 2021	3		
February 25, 2021	2		
February 26, 2021	3	3	1
February 27, 2021	1	3	
February 28, 2021	8	1	
March 1, 2021	2	2	
March 2, 2021	5	2	
March 3, 2021	5	1	
March 4, 2021	2		
March 5, 2021	5		
March 6, 2021		4	
March 7, 2021	3		
March 8, 2021	6		1
March 9, 2021	2		1
March 10, 2021	3		1
March 11, 2021	2		1
March 12, 2021	1		
March 13, 2021	3		

T8. Hospitalization Status

Day of DOD	Hosp		
	Yes	No	Unkno..
March 14, 2021	4	1	1
March 15, 2021	6		
March 16, 2021		2	
March 17, 2021	2	1	
March 18, 2021	3	1	
March 19, 2021	6		
March 20, 2021	4		
March 21, 2021	3	4	
March 22, 2021	3		
March 23, 2021	5	1	
March 24, 2021	6		
March 25, 2021	3	1	
March 26, 2021	5		
March 27, 2021	2	2	
March 28, 2021	2	1	
March 29, 2021	4		
March 30, 2021	4	2	2
March 31, 2021	3		
April 2, 2021	2	1	
April 3, 2021	7	2	
April 4, 2021	1		
April 5, 2021	7		
April 6, 2021	3	1	1
April 7, 2021	4	1	1
April 8, 2021		1	
April 9, 2021	3		
April 10, 2021	1	1	1
April 11, 2021			1
April 12, 2021	1		
April 13, 2021	3	1	1
April 14, 2021	6		1
April 15, 2021	3		2
April 16, 2021	3		
April 17, 2021		2	1
April 18, 2021	4		
April 19, 2021		2	
April 20, 2021	3	1	
April 21, 2021	2	2	1
April 22, 2021	5	2	
April 23, 2021	4		
April 24, 2021	2		1
April 25, 2021	2		
April 26, 2021	4	3	
April 27, 2021	6	1	1

T8. Hospitalization Status

Day of DOD	Hosp		
	Yes	No	Unkno..
April 28, 2021	2	1	
April 29, 2021	7	1	1
April 30, 2021	2		
May 1, 2021	6		1
May 2, 2021	5		1
May 3, 2021	4	2	1
May 4, 2021	7		
May 5, 2021	6	2	1
May 6, 2021	7		
May 7, 2021	9		
May 8, 2021	7	1	
May 9, 2021	5	2	
May 10, 2021	8		
May 11, 2021	4	1	3
May 12, 2021	3	4	1
May 13, 2021	6	1	1
May 14, 2021	10		1
May 15, 2021	3	1	1
May 16, 2021	5		
May 17, 2021	5	1	2
May 18, 2021	11	1	1
May 19, 2021	6		1
May 20, 2021	6		2
May 21, 2021	9	3	2
May 22, 2021	4	2	
May 23, 2021	1	3	1
May 24, 2021	3	1	1
May 25, 2021	1		2
May 26, 2021	6	1	1
May 27, 2021	7	1	
May 28, 2021	1	2	2
May 29, 2021	4	1	1
May 30, 2021	2	3	3
May 31, 2021	3	1	
June 1, 2021	4	1	1
June 2, 2021	5	3	
June 3, 2021	3		1
June 4, 2021	6		
June 5, 2021	2		
June 6, 2021	5	1	
June 7, 2021	5		
June 8, 2021	3	1	1
June 9, 2021		1	
June 10, 2021	4	1	

T8. Hospitalization Status

Day of DOD	Hosp		
	Yes	No	Unkno..
June 11, 2021	2		1
June 12, 2021	1	1	2
June 13, 2021	2	2	
June 14, 2021	2	1	1
June 15, 2021	5		1
June 16, 2021	1		
June 17, 2021	4		1
June 18, 2021	7	1	
June 19, 2021	2	1	1
June 20, 2021	2		
June 21, 2021	2		
June 22, 2021	3		
June 23, 2021	3	1	
June 24, 2021	2		1
June 25, 2021	2	3	
June 26, 2021	1		
June 28, 2021	3	1	
June 29, 2021	6		1
June 30, 2021	2		
July 1, 2021	2		
July 2, 2021	1	1	
July 3, 2021	2		
July 4, 2021	2		
July 5, 2021	1	1	
July 6, 2021	6		
July 7, 2021	1		
July 8, 2021	4	2	1
July 9, 2021		1	
July 12, 2021	1		
July 13, 2021	3	1	
July 14, 2021	2		
July 15, 2021	2		
July 16, 2021	3	1	
July 17, 2021	2	1	
July 18, 2021	2	1	
July 19, 2021	1		
July 20, 2021	3	1	1
July 21, 2021	1		
July 22, 2021	1		1
July 23, 2021	3		1
July 24, 2021	4	1	1
July 25, 2021	4	2	
July 26, 2021		2	1
July 27, 2021	1	1	2

T8. Hospitalization Status

Day of DOD	Hosp		
	Yes	No	Unkno..
July 28, 2021	2	1	1
July 29, 2021	5	3	
July 30, 2021	3	1	
July 31, 2021	4	2	1
August 1, 2021	3		
August 2, 2021	7		1
August 3, 2021	7	1	
August 4, 2021	7	2	2
August 5, 2021	9		4
August 6, 2021	7	2	
August 7, 2021	5	3	5
August 8, 2021	6	1	1
August 9, 2021	3	3	4
August 10, 2021	13	1	1
August 11, 2021	9	4	5
August 12, 2021	7	3	2
August 13, 2021	8	2	5
August 14, 2021	12	2	2
August 15, 2021	11	2	
August 16, 2021	8	2	2
August 17, 2021	20	4	4
August 18, 2021	12	3	3
August 19, 2021	18	11	6
August 20, 2021	16	4	4
August 21, 2021	15	4	8
August 22, 2021	21	4	4
August 23, 2021	19	7	3
August 24, 2021	17	4	4
August 25, 2021	13	5	6
August 26, 2021	21	6	5
August 27, 2021	20	3	8
August 28, 2021	20	2	7
August 29, 2021	27	3	5
August 30, 2021	23	5	8
August 31, 2021	22		2
September 1, 2021	37	4	5
September 2, 2021	22	4	6
September 3, 2021	27	4	8
September 4, 2021	28	5	8
September 5, 2021	30	3	6
September 6, 2021	27	3	5
September 7, 2021	25	4	8
September 8, 2021	16	7	4
September 9, 2021	25	4	3

T8. Hospitalization Status

Day of DOD	Hosp		
	Yes	No	Unkno..
September 10, 2021	22	2	9
September 11, 2021	26	4	4
September 12, 2021	24	4	8
September 13, 2021	21	7	2
September 14, 2021	21	2	8
September 15, 2021	14	6	4
September 16, 2021	20	4	8
September 17, 2021	21	6	4
September 18, 2021	24	2	6
September 19, 2021	16	2	6
September 20, 2021	25	4	7
September 21, 2021	16	3	6
September 22, 2021	20	7	3
September 23, 2021	21	6	7
September 24, 2021	28	2	3
September 25, 2021	17	2	6
September 26, 2021	16	3	6
September 27, 2021	12	10	4
September 28, 2021	13	2	9
September 29, 2021	19	2	6
September 30, 2021	11	4	6
October 1, 2021	16	1	6
October 2, 2021	19	5	6
October 3, 2021	23	3	3
October 4, 2021	27	2	4
October 5, 2021	15		3
October 6, 2021	22	2	3
October 7, 2021	14	7	3
October 8, 2021	25	3	3
October 9, 2021	12	2	3
October 10, 2021	7	1	3
October 11, 2021	25	2	6
October 12, 2021	8		2
October 13, 2021	10	3	4
October 14, 2021	14	1	7
October 15, 2021	20	1	1
October 16, 2021	7	1	2
October 17, 2021	12	1	6
October 18, 2021	16	2	7
October 19, 2021	14	3	4
October 20, 2021	17	1	4
October 21, 2021	8	4	4
October 22, 2021	13	4	6
October 23, 2021	17	3	6

T8. Hospitalization Status

Day of DOD	Hosp		
	Yes	No	Unkno..
October 24, 2021	15	2	2
October 25, 2021	13	4	3
October 26, 2021	14	2	1
October 27, 2021	21	4	7
October 28, 2021	13	3	5
October 29, 2021	10	2	1
October 30, 2021	11	1	3
October 31, 2021	11	3	3
November 1, 2021	12	3	3
November 2, 2021	9	4	3
November 3, 2021	11	1	2
November 4, 2021	13	3	4
November 5, 2021	11		2
November 6, 2021	12	2	1
November 7, 2021	9	1	3
November 8, 2021	3	2	1
November 9, 2021	12		2
November 10, 2021	7	1	5
November 11, 2021	11	1	6
November 12, 2021	5		1
November 13, 2021	13	1	2
November 14, 2021	6	1	2
November 15, 2021	12	1	3
November 16, 2021	11	1	3
November 17, 2021	10		2
November 18, 2021	12	2	2
November 19, 2021	15	1	1
November 20, 2021	8	1	4
November 21, 2021	9	3	4
November 22, 2021	5		4
November 23, 2021	12	2	2
November 24, 2021	8	1	2
November 25, 2021	6	1	4
November 26, 2021	11		2
November 27, 2021	17	2	1
November 28, 2021	9	1	3
November 29, 2021	2	2	1
November 30, 2021	18		5
December 1, 2021	6		4
December 2, 2021	11	1	3
December 3, 2021	6		4
December 4, 2021	4	1	3
December 5, 2021	6	2	1
December 6, 2021	10	3	4

T8. Hospitalization Status

Day of DOD	Hosp		
	Yes	No	Unkno..
December 7, 2021	7		4
December 8, 2021	10	1	1
December 9, 2021	10	4	4
December 10, 2021	9	2	2
December 11, 2021	5	3	2
December 12, 2021	12		3
December 13, 2021	12	1	3
December 14, 2021	10		
December 15, 2021	6	5	1
December 16, 2021	4	1	3
December 17, 2021	3	1	1
December 18, 2021	5	3	2
December 19, 2021	9		1
December 20, 2021	10	1	
December 21, 2021	7		2
December 22, 2021	6	3	2
December 23, 2021	7	3	2
December 24, 2021	9	1	4
December 25, 2021	6		
December 26, 2021	14		2
December 27, 2021	8	2	
December 28, 2021	8		
December 29, 2021	7	1	2
December 30, 2021	10	1	2
December 31, 2021	5	3	4
January 1, 2022	8	1	4
January 2, 2022	10	1	2
January 3, 2022	7		2
January 4, 2022	5		4
January 5, 2022	10		4
January 6, 2022	11	1	1
January 7, 2022	14	2	4
January 8, 2022	9		2
January 9, 2022	8		1
January 10, 2022	10		2
January 11, 2022	12	1	6
January 12, 2022	17	3	9
January 13, 2022	13		5
January 14, 2022	10	1	4
January 15, 2022	7	5	5
January 16, 2022	16	3	6
January 17, 2022	14		7
January 18, 2022	10		8
January 19, 2022	12	2	6

T8. Hospitalization Status

Day of DOD	Hosp		
	Yes	No	Unkno..
January 20, 2022	16	1	5
January 21, 2022	20	3	6
January 22, 2022	13	1	6
January 23, 2022	14	2	10
January 24, 2022	9	2	5
January 25, 2022	23	3	4
January 26, 2022	21	3	8
January 27, 2022	15		12
January 28, 2022	26	2	11
January 29, 2022	17	2	8
January 30, 2022	13	2	9
January 31, 2022	14	4	10
February 1, 2022	8	4	7
February 2, 2022	16	3	12
February 3, 2022	20	1	7
February 4, 2022	19	4	6
February 5, 2022	22	3	9
February 6, 2022	10		5
February 7, 2022	11	1	5
February 8, 2022	21	1	5
February 9, 2022	26	1	7
February 10, 2022	23	3	18
February 11, 2022	16	1	10
February 12, 2022	14		8
February 13, 2022	21	1	3
February 14, 2022	16	2	2
February 15, 2022	16	1	8
February 16, 2022	18	1	1
February 17, 2022	15	2	6
February 18, 2022	14	1	3
February 19, 2022	20		4
February 20, 2022	22	2	1
February 21, 2022	12	2	6
February 22, 2022	19		4
February 23, 2022	9	1	1
February 24, 2022	19	1	3
February 25, 2022	17		3
February 26, 2022	12		1
February 27, 2022	12	1	4
February 28, 2022	10	3	4
March 1, 2022	12	2	2
March 2, 2022	9	1	6
March 3, 2022	14	1	3
March 4, 2022	11	1	

T8. Hospitalization Status

Day of DOD	Hosp		
	Yes	No	Unkno..
March 5, 2022	12		5
March 6, 2022	7		2
March 7, 2022	8		
March 8, 2022	7		4
March 9, 2022	6		1
March 10, 2022	4		4
March 11, 2022	7	1	3
March 12, 2022	4	2	6
March 13, 2022	4		1
March 14, 2022	3		4
March 15, 2022	2		1
March 16, 2022	8	2	1
March 17, 2022	4		3
March 18, 2022	9	1	
March 19, 2022	9		
March 20, 2022	2	1	4
March 21, 2022	4	1	1
March 22, 2022	4	2	
March 23, 2022	2		
March 24, 2022	4		2
March 25, 2022			1
March 26, 2022	1		1
March 27, 2022	2		1
March 28, 2022	5	1	
March 29, 2022	3		1
March 30, 2022	3		
March 31, 2022	2		2
April 1, 2022	2		1
April 2, 2022	2		1
April 3, 2022	1		2
April 4, 2022	1		2
April 5, 2022	1		
April 6, 2022	5		
April 7, 2022	3		1
April 8, 2022	2	1	
April 9, 2022	1		
April 10, 2022	1		1
April 11, 2022	2		1
April 12, 2022	1	1	1
April 13, 2022	3		2
April 14, 2022	1	1	
April 15, 2022	2		
April 17, 2022			3
April 18, 2022	5		

T8. Hospitalization Status

Day of DOD	Hosp		
	Yes	No	Unkno..
April 19, 2022			1
April 20, 2022	2	1	1
April 21, 2022	2		
April 22, 2022	3	1	1
April 23, 2022	2		1
April 24, 2022			3
April 25, 2022	1	1	
April 26, 2022	6		
April 27, 2022			3
April 28, 2022	2		
April 29, 2022	2		1
April 30, 2022	2	1	
May 1, 2022	1		
May 2, 2022	5		
May 3, 2022	2		2
May 4, 2022	3	1	4
May 5, 2022	4		
May 6, 2022	6	1	
May 7, 2022	1		
May 8, 2022	3		2
May 9, 2022	3		
May 10, 2022	2	1	1
May 11, 2022	7		
May 12, 2022	5	1	1
May 13, 2022	2		1
May 14, 2022	2	1	1
May 15, 2022	2	1	1
May 16, 2022	2		2
May 17, 2022	3	1	1
May 18, 2022	2	1	
May 19, 2022	1	1	1
May 20, 2022	4		2
May 21, 2022	6		1
May 22, 2022	3		1
May 23, 2022	1	1	1
May 24, 2022	3		
May 25, 2022	2		2
May 26, 2022	4		2
May 27, 2022	2	1	
May 28, 2022	3	1	1
May 29, 2022	2		
May 30, 2022	4		5
May 31, 2022	5		3
June 1, 2022	7	1	3

T8. Hospitalization Status

Day of DOD	Hosp		
	Yes	No	Unkno..
June 2, 2022	7	1	1
June 3, 2022		2	2
June 4, 2022	2		1
June 5, 2022	5		1
June 6, 2022	2		1
June 7, 2022	2		2
June 8, 2022	3	2	1
June 9, 2022	2	1	
June 10, 2022	2		1
June 11, 2022	4		
June 12, 2022	4	1	2
June 13, 2022	3		1
June 14, 2022	3		3
June 15, 2022	2		
June 16, 2022	3		
June 17, 2022	5	1	
June 18, 2022	6		
June 19, 2022	6	3	3
June 20, 2022	5		
June 21, 2022	3	2	1
June 22, 2022	5	1	2
June 23, 2022	6		
June 24, 2022	5		3
June 25, 2022	1	1	
June 26, 2022	1		
June 27, 2022	2	2	1
June 28, 2022	3		1
June 29, 2022	3	1	4
June 30, 2022	4	1	2
July 1, 2022	3		
July 2, 2022	3		1
July 3, 2022	3	2	1
July 4, 2022	2		
July 5, 2022	3		1
July 6, 2022	5		
July 7, 2022	3	1	3
July 8, 2022	2		2
July 9, 2022			2
July 10, 2022	1	1	1
July 11, 2022	9	1	1
July 12, 2022	3	1	3
July 13, 2022	5	2	2
July 14, 2022	2		1
July 15, 2022	2		2

T8. Hospitalization Status

Day of DOD	Hosp		
	Yes	No	Unkno..
July 16, 2022	2		1
July 17, 2022	5	2	1
July 18, 2022	3	1	1
July 19, 2022	5	1	2
July 20, 2022	6		3
July 21, 2022	1		1
July 22, 2022	1		1
July 24, 2022	3		1
July 25, 2022	2		
July 26, 2022	2	1	1
July 27, 2022			1
July 28, 2022	2		
July 30, 2022	3		

T9. Underlying Conditions

Week of DOD	Underlying Cond		
	Yes	No	Unkno..
Null	1		3
March 8, 2020	1	1	
March 15, 2020	2		
March 22, 2020	10		1
March 29, 2020	20		3
April 5, 2020	23		
April 12, 2020	22		
April 19, 2020	20		
April 26, 2020	15		1
May 3, 2020	19	1	1
May 10, 2020	12		1
May 17, 2020	8		
May 24, 2020	10		
May 31, 2020	8		
June 7, 2020	16		
June 14, 2020	12		1
June 21, 2020	14		
June 28, 2020	22		
July 5, 2020	14	2	2
July 12, 2020	25	2	4
July 19, 2020	28		3
July 26, 2020	32		5
August 2, 2020	28		5
August 9, 2020	32		6
August 16, 2020	25		2
August 23, 2020	32	1	3
August 30, 2020	24	1	
September 6, 2020	26	1	1
September 13, 2020	15	1	2
September 20, 2020	18	1	2
September 27, 2020	23		1
October 4, 2020	28		1
October 11, 2020	38		1
October 18, 2020	29	1	1
October 25, 2020	33	4	2
November 1, 2020	37	1	2
November 8, 2020	46	4	7
November 15, 2020	76	5	9
November 22, 2020	121	2	13
November 29, 2020	127	4	18
December 6, 2020	139	6	12
December 13, 2020	123	4	15
December 20, 2020	117	2	7
December 27, 2020	125	1	9

T9. Underlying Conditions

Week of DOD	Underlying Cond		
	Yes	No	Unkno..
January 3, 2021	121	2	6
January 10, 2021	95	1	12
January 17, 2021	90	1	11
January 24, 2021	88	6	3
January 31, 2021	61	4	7
February 7, 2021	43	1	6
February 14, 2021	41		3
February 21, 2021	37		2
February 28, 2021	36	1	
March 7, 2021	21	1	2
March 14, 2021	24		7
March 21, 2021	32	1	2
March 28, 2021	26	1	3
April 4, 2021	23	1	2
April 11, 2021	19	1	5
April 18, 2021	24	1	4
April 25, 2021	32	2	4
May 2, 2021	43	1	9
May 9, 2021	44	3	8
May 16, 2021	49		12
May 23, 2021	26	4	10
May 30, 2021	25	1	12
June 6, 2021	19	1	9
June 13, 2021	25	5	2
June 20, 2021	15		5
June 27, 2021	14		5
July 4, 2021	13	1	5
July 11, 2021	13	1	2
July 18, 2021	11	4	7
July 25, 2021	29	2	5
August 1, 2021	37	7	21
August 8, 2021	55	10	29
August 15, 2021	84	6	67
August 22, 2021	111	17	71
August 29, 2021	134	15	104
September 5, 2021	135	12	90
September 12, 2021	122	11	83
September 19, 2021	125	13	69
September 26, 2021	114	6	56
October 3, 2021	120	11	48
October 10, 2021	94	3	28
October 17, 2021	102	6	44
October 24, 2021	94	4	39
October 31, 2021	73	5	35

T9. Underlying Conditions

Week of DOD	Underlying Cond		
	Yes	No	Unkno..
November 7, 2021	64	2	20
November 14, 2021	62	4	32
November 21, 2021	64	6	26
November 28, 2021	56	4	24
December 5, 2021	47	4	39
December 12, 2021	56	3	17
December 19, 2021	55	3	15
December 26, 2021	57	2	23
January 2, 2022	57	4	28
January 9, 2022	74	4	41
January 16, 2022	105	3	47
January 23, 2022	138	1	58
January 30, 2022	131	2	60
February 6, 2022	131	1	54
February 13, 2022	108		47
February 20, 2022	79	3	53
February 27, 2022	77	2	34
March 6, 2022	47		19
March 13, 2022	39		13
March 20, 2022	21	1	8
March 27, 2022	17		9
April 3, 2022	13		7
April 10, 2022	12		5
April 17, 2022	17		6
April 24, 2022	12	1	9
May 1, 2022	22		8
May 8, 2022	21		12
May 15, 2022	27	1	4
May 22, 2022	18	1	9
May 29, 2022	28		18
June 5, 2022	22		7
June 12, 2022	25		9
June 19, 2022	35		12
June 26, 2022	24		8
July 3, 2022	26		4
July 10, 2022	32		8
July 17, 2022	19		15
July 24, 2022	8		8