



[Economic Data](#) [Fast Facts Dashboard](#)

Oregon Employment Change Since Peak



(February 2020 to July 2022)

No data to display

Oregon Employment Percent Change Since Peak

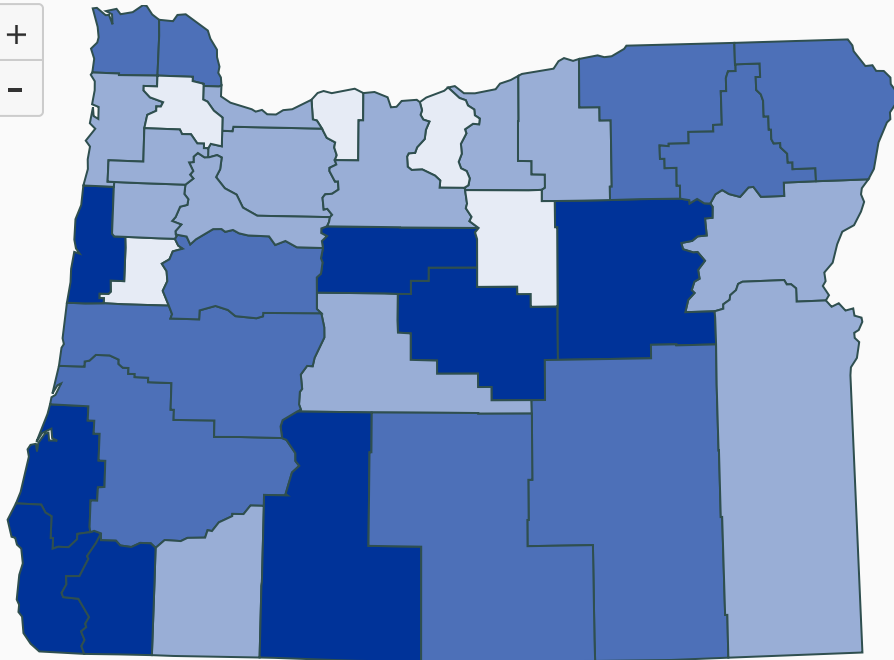


(February 2020 to July 2022)

No data to display

Oregon Employment Department, Current Employment Statistics

Seasonally Adjusted Unemployment Rate, June 2022



Unemployment Rates (%)

- 3.1 or less
- 3.2 - 3.8
- 3.9 - 4.5
- 4.6 - 5.2

Oregon Employment Department, Local Area Unemployment Statistics

Unemployed Persons, Oregon Statewide



July 2012 to July 2022, Not Seasonally Adjusted

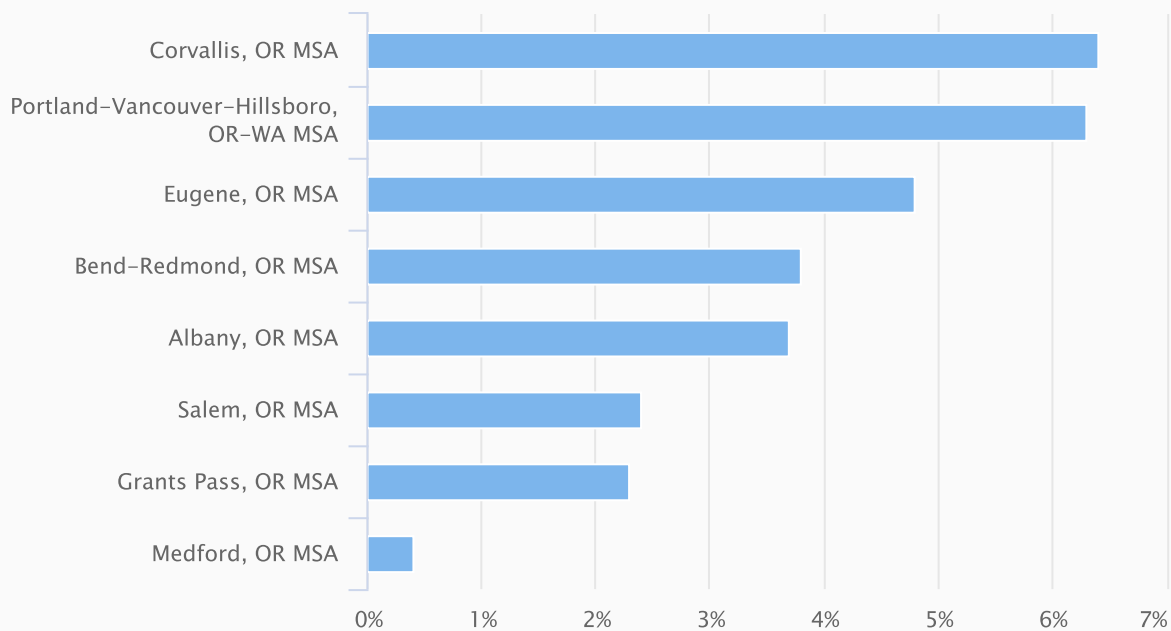


Oregon Employment Department, Local Area Unemployment Statistics

Employment Change in Oregon's Metro Areas



June 2021 to June 2022, Seasonally Adjusted

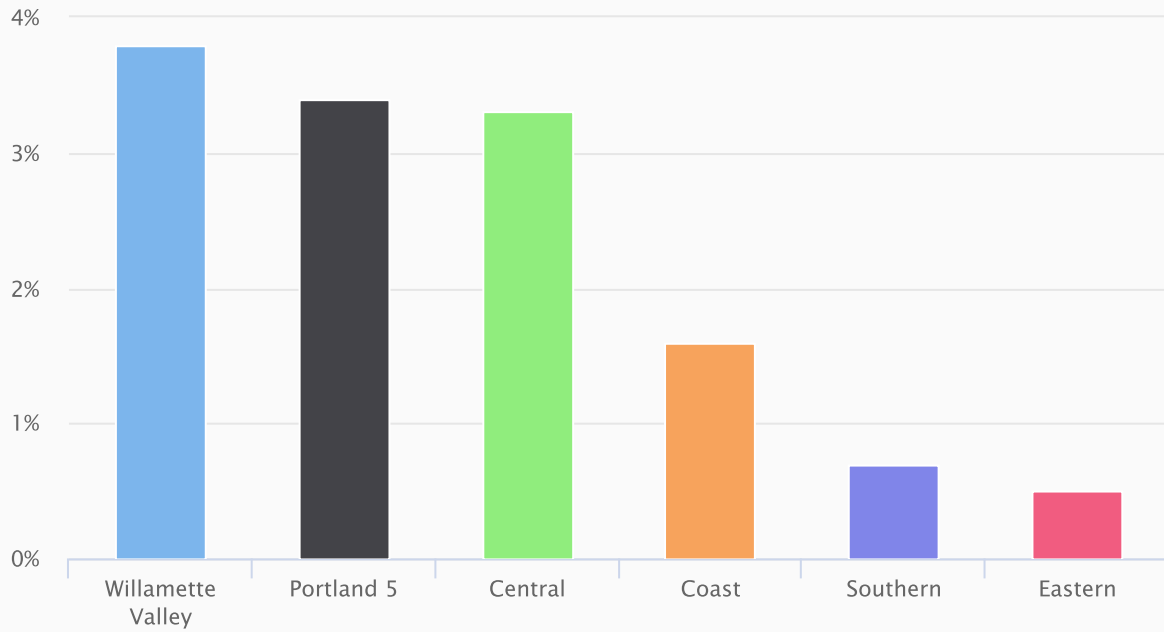


Oregon Employment Department, Current Employment Statistics

Over-the-Year Employment Change by Region



June 2021 to June 2022, Seasonally Adjusted Nonfarm Employment



Oregon Employment Department, Current Employment Statistics

QualityInfo

- [Jobs & Careers](#)
- [Economic Data](#)
- [Business & Industry](#)
- [Training & Education](#)
- [Local Areas](#)
- [Publications](#)
- [Performance Measures](#)
- [Press Release](#)

Workforce & Economic Research

- [About Us](#)
- [Contact Us](#)

Follow Us

- [Blog](#)
- [Twitter](#)

Subscribe

To sign up for email notifications please enter your email address.

OREGON EMPLOYMENT DEPARTMENT

