

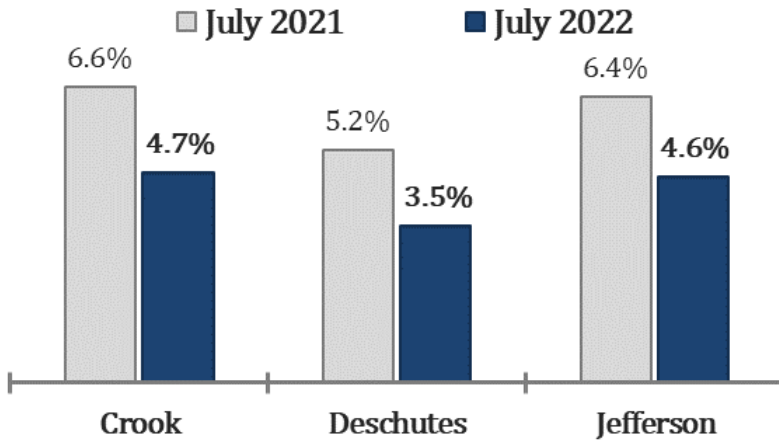


# Central Oregon Economic Indicators

(July 2022 data)

## August 2022 Edition

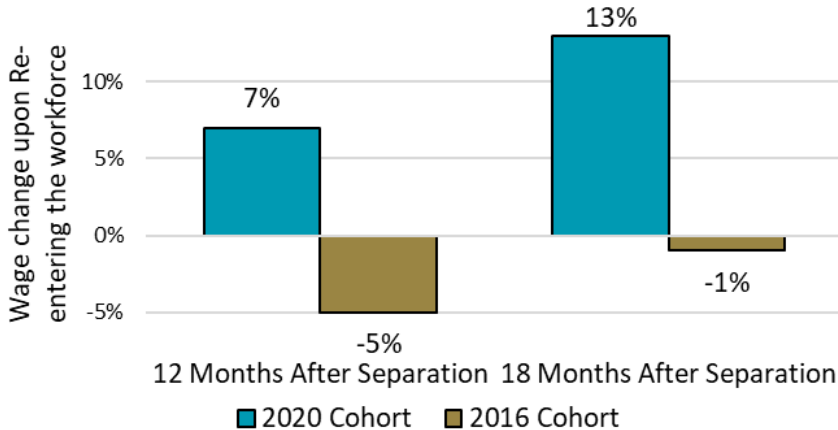
### Local Area Unemployment Rates (Seasonally adjusted)



### Graph of the Month

#### Real Median Hourly Wage Change of Oregon Workers Who Re-entered the Workforce After Separation

Source: Oregon Employment Department, Unemployment Insurance Wage Records

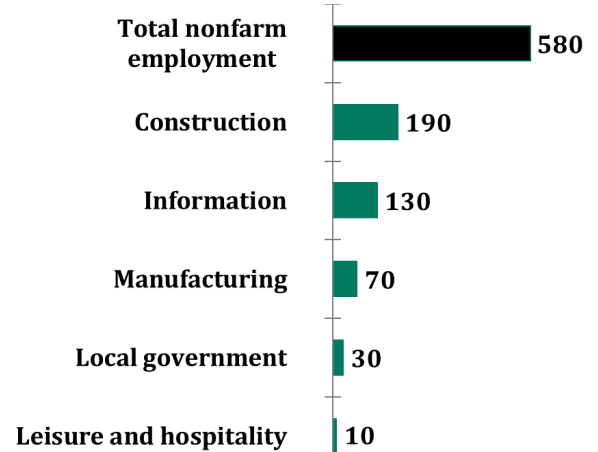


Job loss tends to result in a negative impact on a worker's long-term earnings. However, the pandemic recession seems to have reversed that trend in Oregon. Oregon workers who lost a job in the second quarter of 2020 tended to have notable wage gains when they reentered the workforce, at least in the short-term.

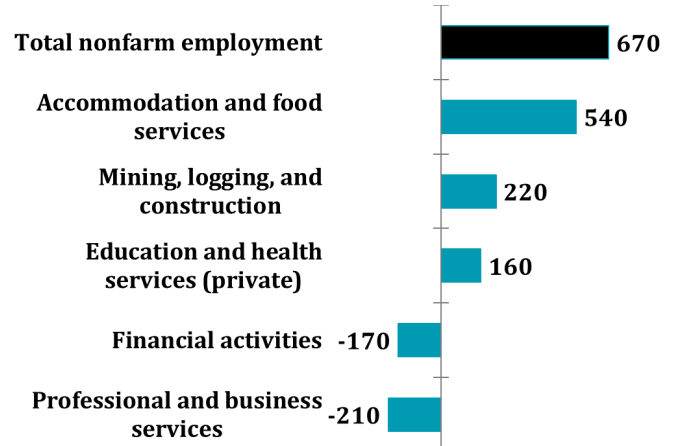
The graph compares two cohorts of worker's change in wage after reentering the labor force after making an unemployment insurance (UI) claim. The real median hourly wage for 2020 UI claimants in Oregon rose by 13% (\$2.71 per hour) about 18 months after their job displacements. For 2016 UI claimants, their wage decreased 1% (-\$0.27 per hour) from their pre-unemployment earnings 18 months after job displacement.

### Select Industry Gains and Losses (Over-the-year net employment change)

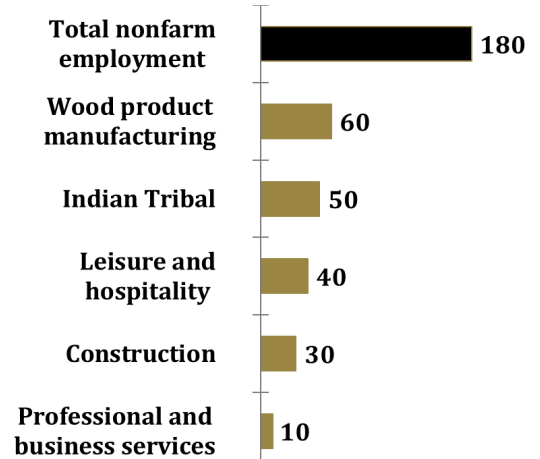
#### Crook County



#### Deschutes County



#### Jefferson County



Want to join the distribution list?

Jake Procino Jake.D.Procino@employ.oregon.gov