

Oregon's COVID-19 Case Rates by Demographic Group

This dashboard shows the case rates per 100,000 people and the total number of reported COVID-19 cases in Oregon broken out by sex, age group, race, and ethnicity. Use the toggle below to see how many COVID-19 cases in each demographic group were ever hospitalized for their illness and how many have died with COVID-19. Hover over a bar to see the exact number of cases in each category and the percentage of total cases that fall in that category.

Hospitalizations | **Deaths**

SEX

	Hospitalized	Not Hospitalized	Unknown	Grand Total	Cases per 100,000
Female	16,975	145,853	292,260	455,088	21,152
Male	18,218	126,250	255,107	399,575	18,892
Non-binary	147	86	233	233	
Refused/Unknown	244	6,487	22,703	29,434	

AGE

Age Group	Hospitalized	Not Hospitalized	Unknown	Grand Total	Cases per 100,000
9 and younger	557	21,754	48,123	70,434	15,112
10 to 19	622	36,465	69,120	106,207	21,573
20 to 29	2,200	49,454	109,029	160,683	28,583
30 to 39	2,866	47,350	102,701	152,917	25,106
40 to 49	3,451	40,684	83,037	127,172	23,255
50 to 59	5,004	32,956	66,496	104,456	20,325
60 to 69	6,982	24,481	47,575	79,038	15,035
70 to 79	7,132	15,260	28,027	50,419	13,614
80+	6,607	9,606	14,343	30,556	16,954
Null	16	727	1,705	2,448	

RACE

Race	Hospitalized	Not Hospitalized	Unknown	Grand Total	Cases per 100,000
A/AN	661	4,985	6,905	12,551	26,893
Asian	864	5,729	18,885	25,478	13,279
Black	1,091	5,423	12,538	19,052	23,571
Multiracial	391	5,019	7,355	12,765	4,844
Pacific Is.	248	1,794	803	2,845	16,934
White	23,938	151,176	278,389	453,503	12,870
Other	3,923	42,458	51,747	98,128	
Refused/Unknown	4,321	62,153	193,534	260,008	

ETHNICITY

Ethnicity	Hospitalized	Not Hospitalized	Unknown	Grand Total	Cases per 100,000
Hispanic	3,918	50,751	53,405	108,074	19,155
Not Hispanic	23,156	154,961	262,659	440,776	11,905
Refused/Unknown	8,363	73,025	254,092	335,480	

More on Opera, OHA's hospitalization data source

COVID-19 Quick Facts: Hospitalization..

Below, you can see the percent of COVID-19 cases who have ever been hospitalized for their illness broken out by sex, age group, race, and ethnicity.

SEX

Female	3.73%
Male	4.56%
Refused/Unknown	0.83%

AGE

9 and younger	0.79%
10 to 19	0.59%
20 to 29	1.37%
30 to 39	1.87%
40 to 49	2.71%
50 to 59	4.79%
60 to 69	8.83%
70 to 79	14.15%
80+	21.62%
Null	0.65%

RACE

A/AN	5.27%
Asian	3.39%
Black	5.73%
Multiracial	3.06%
Pacific Is.	8.72%
White	5.28%
Other	4.00%
Refused/Unknown	1.66%

ETHNICITY

Hispanic	3.63%
Not Hispanic	5.25%
Refused/Unknown	2.49%

This dashboard reports data of complete weeks, and is updated monthly on the second Wednesday.

*A/AN = American Indian or Alaska Native; Pacific Is. = Native Hawaiian or Other Pacific Islander.

During the course of the case investigation, people are asked to self-report their race, ethnicity, tribal affiliation, country of origin, or ancestry. Many people who consider themselves Hispanic or Latinx, which is an ethnicity, will use one of these or an equivalent term to describe their race, which then gets categorized as "Other" race. Currently, 80.5% of case-patients shown as "Other" race above reported that they are Hispanic or Latinx.

Rates shown on this dashboard are calculated using population estimates from the 2020 Annual Population Report from Portland State University's College of Urban & Public Affairs Population Research Center and 2019 housing and demographic data from the U.S. Census Bureau's American Community Survey (ACS).



The Oregon Health Authority (OHA) is part of the statewide response working to address and reduce the effects of COVID-19 on the lives of Oregonians. Data presented here are from the OHA Public Health Division.

[View All COVID-19 Data Dashboards](#)

[OHA COVID-19 Website](#)

[Summary Table](#)

[Contact Us](#)



Case Demographics | Severity Trends | Data current as of 12:01am 9/14/2022

Oregon's COVID-19 Case Rates by Demographic Group

This dashboard shows the case rates per 100,000 people and the total number of reported COVID-19 cases in Oregon broken out by sex, age group, race, and ethnicity. Use the toggle below to see how many COVID-19 cases in each demographic group were ever hospitalized for their illness and how many have died with COVID-19. Hover over a bar to see the exact number of cases in each category and the percentage of total cases that fall in that category.

Hospitalizations | **Deaths**

SEX

	Deceased	Alive	Grand Total	Cases per 100,000
Female	3,766	451,322	455,088	21,152
Male	4,651	394,924	399,575	18,892
Non-binary		233	233	
Refused/Unknown	74	29,360	29,434	

AGE

Age Group	Deceased	Alive	Grand Total	Cases per 100,000
9 and younger	8	70,426	70,434	15,112
10 to 19	5	106,202	106,207	21,573
20 to 29	47	160,636	160,683	28,583
30 to 39	133	152,784	152,917	25,106
40 to 49	332	126,840	127,172	23,255
50 to 59	766	103,690	104,456	20,325
60 to 69	1,512	77,526	79,038	15,035
70 to 79	2,076	48,343	50,419	13,614
80+	3,612	26,944	30,556	16,964
Null		2,448	2,448	

RACE

Race	Deceased	Alive	Grand Total	Cases per 100,000
A/AN	132	12,419	12,551	26,893
Asian	149	25,329	25,478	13,279
Black	142	18,910	19,052	23,571
Multiracial	85	12,680	12,765	8,844
Pacific Is.	33	2,812	2,845	16,934
White	5,571	447,932	453,503	12,870
Other	540	97,588	98,128	
Refused/Unknown	1,839	258,169	260,008	

ETHNICITY

Ethnicity	Deceased	Alive	Grand Total	Cases per 100,000
Hispanic	442	107,632	108,074	19,155
Not Hispanic	5,155	435,621	440,776	11,905
Refused/Unknown	2,894	332,586	335,480	

More on Opera, OHA's hospitalization data source

COVID-19 Quick Facts: Deaths

Below, you can see the percent of COVID-19 cases who have died broken out by sex, age group, race, and ethnicity.

SEX

Female	0.83%
Male	1.16%
Refused/Unknown	0.25%

AGE

9 and younger	0.01%
10 to 19	0.00%
20 to 29	0.03%
30 to 39	0.09%
40 to 49	0.26%
50 to 59	0.73%
60 to 69	1.91%
70 to 79	4.12%
80+	11.82%

RACE

A/AN	1.05%
Asian	0.58%
Black	0.75%
Multiracial	0.67%
Pacific Is.	1.16%
White	1.23%
Other	0.55%
Refused/Unknown	0.71%

ETHNICITY

Hispanic	0.41%
Not Hispanic	1.17%
Refused/Unknown	0.86%

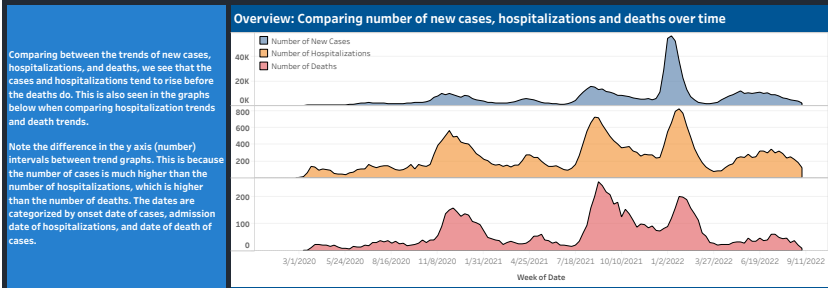
This dashboard reports data of complete weeks, and is updated monthly on the second Wednesday.

*A/AN = American Indian or Alaska Native; Pacific Is. = Native Hawaiian or Other Pacific Islander.

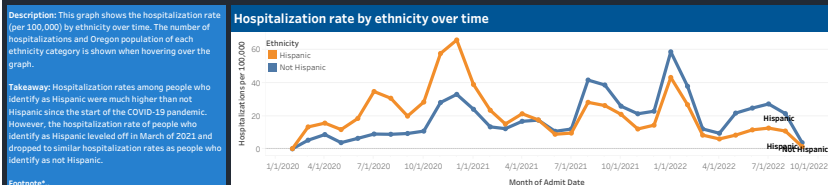
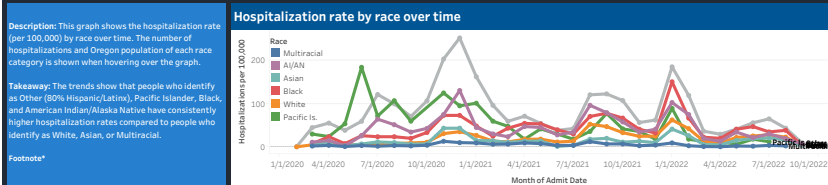
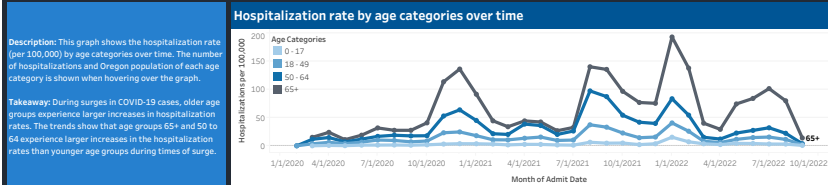
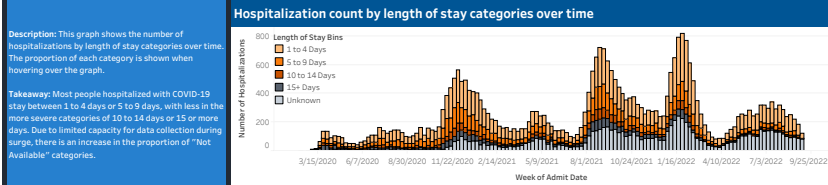
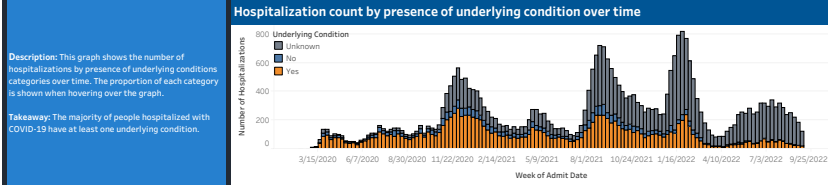
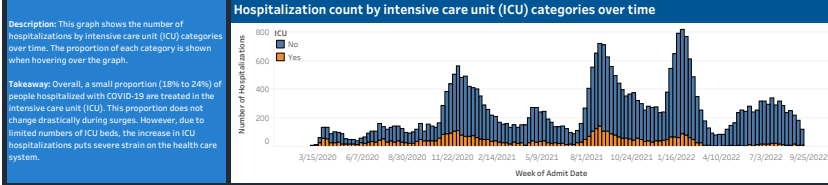
During the course of the case investigation, people are asked to self-report their race, ethnicity, tribal affiliation, country of origin, or ancestry. Many people who consider themselves Hispanic or Latinx, which is an ethnicity, will use one of these or an equivalent term to describe their race, which then gets categorized as "Other" race. Currently, 80.5% of case-patients shown as "Other" race above reported that they are Hispanic or Latinx.

Rates shown on this dashboard are calculated using population estimates from the 2020 Annual Population Report from Portland State University's College of Urban & Public Affairs Population Research Center and 2019 housing and demographic data from the U.S. Census Bureau's American Community Survey (ACS).

In this dashboard, we take a look at the trends of hospitalizations and deaths by various factors. Some trends have been converted from counts to rate (per 100,000) for a more accurate comparison of demographics groups that have different population sizes.



Hospitalization Trends Data Death Trends Data



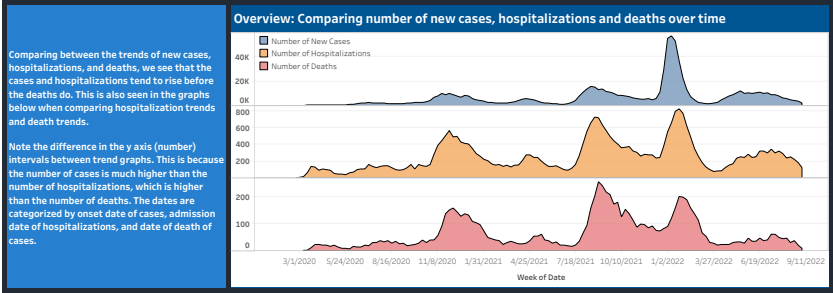
This dashboard reports data of complete weeks, and is updated monthly on the second Wednesday.

*Many people who consider themselves Hispanic or Latinx, which is an ethnicity, will use one of these or an equivalent term to describe their race, which then gets categorized as "Other" race. Currently, 80% of case-patients shown as "Other" race reported that they are Hispanic or Latinx.

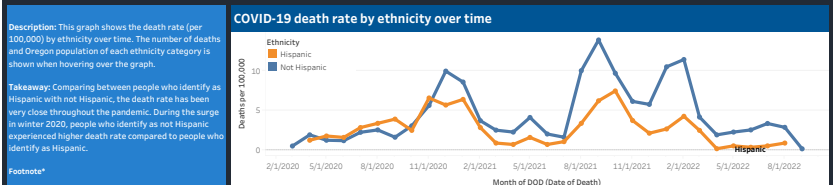
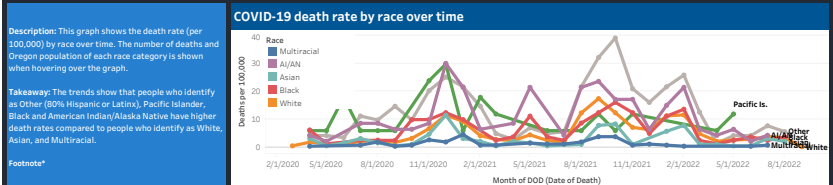
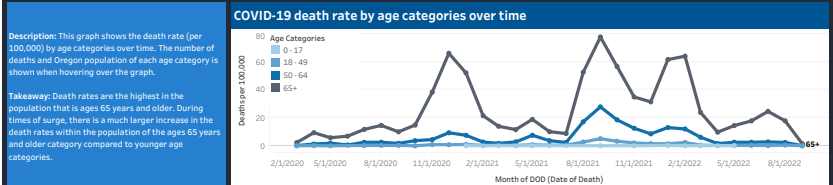
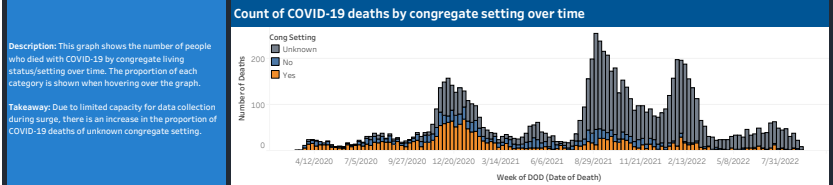
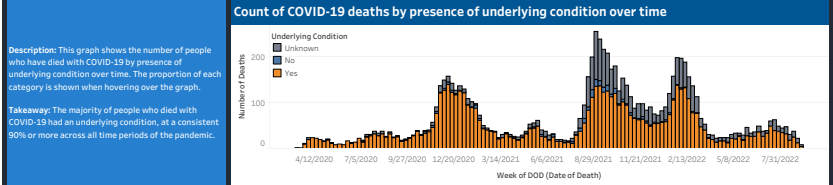
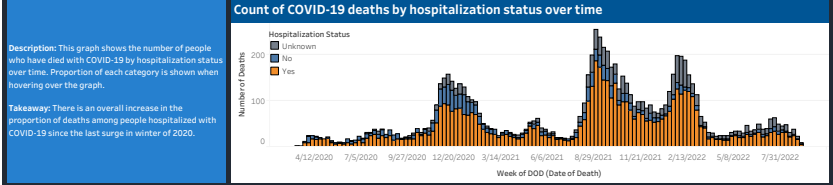
During times of COVID-19 surge, hospitalization data ascertainment is delayed and slowed, which is why the total number of hospitalized people is lower than expected. There are likely more hospitalizations for each racial and ethnic group than displayed. However, these data are backfilled at regular intervals and will more accurately reflect the hospitalization data in the future.

The proportion of unknown racial and ethnic identity has risen over time, which decreases the accuracy of data. Because there is no population count for racial category "Unknown," rate cannot be calculated. The hospitalization count is shown in the Summary Table.

In this dashboard, we take a look at the trends of hospitalizations and deaths by various factors. Some trends have been converted from counts to rate (per 100,000) for a more accurate comparison of demographics groups that have different population sizes.



Hospitalization Trends Data Death Trends Data



This dashboard reports data of complete weeks, and is updated monthly on the second Wednesday.

*Many people who consider themselves Hispanic or Latinx, which is an ethnicity, will use one of these or an equivalent term to describe their race, which then gets categorized as "Other" race. Currently, 80% of case-patients shown as "Other" race reported that they are Hispanic or Latinx.

The proportion of unknown racial and ethnic identity has risen over time, which decreases the accuracy of data. Because there is no population count for racial category "Unknown," rate cannot be calculated. The death count is shown in the Summary Table.

T1. SEX

Sex Categories	Hospitalized	Not Hospitalized	Unknown
Female	16,975	145,853	292,260
Male	18,218	126,250	255,107
Non-binary		147	86
Refused/Unknown	244	6,487	22,703

T10. Population by Age

Age Categories	
9 and younger	466,095
10 to 19	492,325
20 to 29	562,162
30 to 39	609,086
40 to 49	546,870
50 to 59	513,922
60 to 69	525,702
70 to 79	370,334
80+	180,124

T11. Population by Race

Race	
AI/AN	46,670
Asian	191,860
Black	80,827
Multiracial	263,548
Pacific Is.	16,800
White	3,523,635

T12. Population by Ethnicity

Ethnicity	
Hispanic	564,217
Not Hispanic	3,702,403

T2. AGE

Age Categories	Hospitalized	Not Hospitalized	Unknown
9 and younger	557	21,754	48,123
10 to 19	622	36,465	69,120
20 to 29	2,200	49,454	109,029
30 to 39	2,866	47,350	102,701
40 to 49	3,451	40,684	83,037
50 to 59	5,004	32,956	66,496
60 to 69	6,982	24,481	47,575
70 to 79	7,132	15,260	28,027
80+	6,607	9,606	14,343
Null	16	727	1,705

T3. RACE

Race	Hospitalized	Not Hospitalized	Unknown
AI/AN	661	4,985	6,905
Asian	864	5,729	18,885
Black	1,091	5,423	12,538
Multiracial	391	5,019	7,355
Pacific Is.	248	1,794	803
White	23,938	151,176	278,389
Other	3,923	42,458	51,747
Refused/Unknown	4,321	62,153	193,534

T4. ETHNICITY

Ethnicity	Hospitalized	Not Hospitalized	Unknown
Hispanic	3,918	50,751	53,405
Not Hispanic	23,156	154,961	262,659
Refused/Unknown	8,363	73,025	254,092

T5. SEX

Sex Categories	Alive	Deceased
Female	451,322	3,766
Male	394,924	4,651
Non-binary	233	
Refused/Unknown	29,360	74

T6. AGE

Age Categories	Alive	Deceased
9 and younger	70,426	8
10 to 19	106,202	5
20 to 29	160,636	47
30 to 39	152,784	133
40 to 49	126,840	332
50 to 59	103,690	766
60 to 69	77,526	1,512
70 to 79	48,343	2,076
80+	26,944	3,612
Null	2,448	

T7. RACE

Race	Alive	Deceased
AI/AN	12,419	132
Asian	25,329	149
Black	18,910	142
Multiracial	12,680	85
Pacific Is.	2,812	33
White	447,932	5,571
Other	97,588	540
Refused/Unknown	258,169	1,839

T8. ETHNICITY

Ethnicity	Alive	Deceased
Hispanic	107,632	442
Not Hispanic	435,621	5,155
Refused/Unknown	332,586	2,894

T9. Population by Sex

Sex Categories

Female	2,151,558
--------	-----------

Male	2,115,062
------	-----------

Non-binary	
------------	--

T5. Age Categories

Week of Admit Date	Age Categories				
	Null	0 - 17	18 - 49	50 - 64	65+
Null	9	101	551	357	779
February 9, 2020			1		
February 23, 2020			1	1	
March 1, 2020				1	6
March 8, 2020			3	4	8
March 15, 2020			17	16	31
March 22, 2020		1	32	47	53
March 29, 2020		2	27	44	59
April 5, 2020		1	21	28	38
April 12, 2020		2	34	25	42
April 19, 2020		2	24	24	49
April 26, 2020			30	21	40
May 3, 2020		1	12	19	23
May 10, 2020		1	13	10	24
May 17, 2020		1	19	12	17
May 24, 2020			18	8	12
May 31, 2020		2	21	14	20
June 7, 2020		1	21	21	25
June 14, 2020		2	26	21	46
June 21, 2020		5	34	22	46
June 28, 2020		1	39	29	36
July 5, 2020		3	59	29	70
July 12, 2020		4	36	42	58
July 19, 2020		2	40	25	55
July 26, 2020		3	39	27	64
August 2, 2020		2	50	46	46
August 9, 2020		5	45	29	63
August 16, 2020		5	31	33	55
August 23, 2020		1	27	30	38
August 30, 2020		1	32	20	40
September 6, 2020		2	29	29	41
September 13, 2020		4	23	34	59
September 20, 2020		2	46	44	67
September 27, 2020		2	24	23	59
October 4, 2020		6	32	35	84
October 11, 2020		2	39	40	60
October 18, 2020		4	38	19	73
October 25, 2020		3	37	39	84
November 1, 2020		6	75	76	127
November 8, 2020	1	7	101	85	192
November 15, 2020		5	107	100	225
November 22, 2020		6	107	115	275
November 29, 2020		8	117	123	316
December 6, 2020		11	107	119	246

T5. Age Categories

Week of Admit Date	Age Categories				
	Null	0 - 17	18 - 49	50 - 64	65+
December 13, 2020		5	98	127	263
December 20, 2020		5	92	100	224
December 27, 2020		7	98	95	211
January 3, 2021		5	103	99	196
January 10, 2021		9	72	89	182
January 17, 2021		8	59	69	153
January 24, 2021		8	53	61	139
January 31, 2021		10	56	45	107
February 7, 2021		6	60	47	95
February 14, 2021		9	36	37	88
February 21, 2021		4	43	37	70
February 28, 2021		3	43	39	76
March 7, 2021		3	42	35	54
March 14, 2021		2	48	33	70
March 21, 2021		5	39	34	54
March 28, 2021		6	42	45	57
April 4, 2021		4	48	51	49
April 11, 2021		3	53	67	78
April 18, 2021		7	63	85	118
April 25, 2021		5	82	84	101
May 2, 2021		7	78	72	86
May 9, 2021		4	79	74	89
May 16, 2021		6	54	58	76
May 23, 2021		5	45	54	64
May 30, 2021		3	38	49	49
June 6, 2021		1	41	43	52
June 13, 2021		1	45	34	62
June 20, 2021		7	40	34	43
June 27, 2021		2	35	24	38
July 4, 2021		2	26	29	32
July 11, 2021		2	35	28	47
July 18, 2021		4	43	52	61
July 25, 2021		3	70	85	109
August 1, 2021		11	107	112	177
August 8, 2021		11	156	161	227
August 15, 2021		13	167	180	293
August 22, 2021		14	165	224	317
August 29, 2021		10	185	193	323
September 5, 2021		15	167	176	269
September 12, 2021		9	138	170	241
September 19, 2021		5	124	129	238
September 26, 2021		11	107	120	204
October 3, 2021	1	9	95	105	189
October 10, 2021		4	90	97	163

T5. Age Categories

Week of Admit Date	Age Categories				
	Null	0 - 17	18 - 49	50 - 64	65+
October 17, 2021		11	85	100	171
October 24, 2021		12	95	85	183
October 31, 2021		8	66	94	153
November 7, 2021		4	59	69	168
November 14, 2021		2	51	70	132
November 21, 2021		6	68	80	126
November 28, 2021		6	64	62	140
December 5, 2021		4	60	79	133
December 12, 2021		4	50	66	115
December 19, 2021		8	54	60	117
December 26, 2021		15	94	80	191
January 2, 2022	1	26	139	103	275
January 9, 2022		30	179	141	299
January 16, 2022		35	166	180	409
January 23, 2022		25	195	173	423
January 30, 2022	1	30	157	151	429
February 6, 2022		18	147	136	312
February 13, 2022		13	115	104	254
February 20, 2022		12	75	66	196
February 27, 2022		15	58	41	142
March 6, 2022		11	44	26	99
March 13, 2022		5	31	25	69
March 20, 2022		1	23	23	48
March 27, 2022		3	25	24	27
April 3, 2022		2	28	12	41
April 10, 2022		5	20	22	38
April 17, 2022		7	26	20	67
April 24, 2022		6	25	33	84
May 1, 2022		6	36	34	89
May 8, 2022		11	47	38	142
May 15, 2022		9	49	44	151
May 22, 2022		6	48	43	149
May 29, 2022		11	67	45	157
June 5, 2022		7	57	44	134
June 12, 2022		4	65	51	134
June 19, 2022		11	66	52	188
June 26, 2022		13	59	57	187
July 3, 2022		6	60	53	177
July 10, 2022		6	73	57	202
July 17, 2022		6	48	65	173
July 24, 2022		6	74	50	189
July 31, 2022	1	5	58	47	174
August 7, 2022		5	51	31	150
August 14, 2022		10	48	41	149

T5. Age Categories

Week of Admit Date	Age Categories				
	Null	0 - 17	18 - 49	50 - 64	65+
August 21, 2022	1	6	37	47	128
August 28, 2022	1	3	32	25	120
September 4, 2022		5	27	21	68

T1. New Cases vs Hospitalizations vs Deaths

Week of Date	Number of New Cases	Number of Deaths	Number of Hospitalizations
Null		6	1,797
January 26, 2020	2		
February 9, 2020	3		1
February 16, 2020	7		
February 23, 2020	26		2
March 1, 2020	83		7
March 8, 2020	222	2	15
March 15, 2020	434	2	64
March 22, 2020	456	11	133
March 29, 2020	437	23	132
April 5, 2020	341	23	88
April 12, 2020	356	22	103
April 19, 2020	380	20	99
April 26, 2020	413	16	91
May 3, 2020	421	21	55
May 10, 2020	355	13	48
May 17, 2020	300	9	49
May 24, 2020	407	10	38
May 31, 2020	797	8	57
June 7, 2020	1,262	16	68
June 14, 2020	1,376	13	95
June 21, 2020	1,839	14	107
June 28, 2020	2,041	22	105
July 5, 2020	2,484	18	161
July 12, 2020	2,240	31	140
July 19, 2020	2,144	31	122
July 26, 2020	2,117	37	133
August 2, 2020	1,932	33	144
August 9, 2020	1,763	38	142
August 16, 2020	1,646	27	124
August 23, 2020	1,416	36	96
August 30, 2020	1,395	25	93
September 6, 2020	1,430	28	101
September 13, 2020	1,829	18	120
September 20, 2020	1,977	21	159
September 27, 2020	2,383	24	108
October 4, 2020	2,436	29	157
October 11, 2020	2,376	39	141
October 18, 2020	3,074	31	134
October 25, 2020	4,306	39	163
November 1, 2020	6,654	40	284
November 8, 2020	7,895	57	386
November 15, 2020	9,747	90	437
November 22, 2020	8,952	136	503
November 29, 2020	9,675	149	564
December 6, 2020	8,665	157	483
December 13, 2020	8,027	142	493
December 20, 2020	6,808	126	421
December 27, 2020	8,540	136	411
January 3, 2021	8,039	130	403
January 10, 2021	5,461	108	352
January 17, 2021	4,643	102	289
January 24, 2021	4,036	97	261
January 31, 2021	3,435	72	218
February 7, 2021	2,747	50	208
February 14, 2021	2,646	44	170
February 21, 2021	2,209	39	154
February 28, 2021	1,891	37	161
March 7, 2021	1,986	24	134
March 14, 2021	2,149	31	153
March 21, 2021	2,533	35	132
March 28, 2021	3,225	30	150
April 4, 2021	4,159	26	152

T1. New Cases vs Hospitalizations vs Deaths

Week of Date	Number of New Cases	Number of Deaths	Number of Hospitalizations
April 11, 2021	5,042	25	201
April 18, 2021	5,732	29	273
April 25, 2021	5,299	38	272
May 2, 2021	4,474	53	243
May 9, 2021	3,741	55	246
May 16, 2021	2,829	61	194
May 23, 2021	2,164	40	168
May 30, 2021	1,849	38	139
June 6, 2021	1,627	29	137
June 13, 2021	1,561	32	142
June 20, 2021	1,227	20	124
June 27, 2021	1,242	20	99
July 4, 2021	1,587	18	89
July 11, 2021	2,593	17	112
July 18, 2021	4,247	22	160
July 25, 2021	7,642	36	267
August 1, 2021	10,875	65	407
August 8, 2021	13,554	94	555
August 15, 2021	15,713	156	653
August 22, 2021	14,978	199	720
August 29, 2021	12,832	254	711
September 5, 2021	13,568	238	627
September 12, 2021	11,385	215	558
September 19, 2021	11,053	207	496
September 26, 2021	9,776	172	442
October 3, 2021	8,411	179	399
October 10, 2021	8,131	125	354
October 17, 2021	7,984	153	367
October 24, 2021	7,120	137	375
October 31, 2021	6,296	113	321
November 7, 2021	5,837	87	300
November 14, 2021	5,120	98	255
November 21, 2021	5,107	97	280
November 28, 2021	5,747	84	272
December 5, 2021	4,862	91	276
December 12, 2021	5,611	75	235
December 19, 2021	10,984	72	239
December 26, 2021	29,195	82	380
January 2, 2022	54,523	90	544
January 9, 2022	56,446	119	649
January 16, 2022	52,736	157	790
January 23, 2022	36,209	198	816
January 30, 2022	22,403	196	768
February 6, 2022	13,232	188	613
February 13, 2022	7,114	156	486
February 20, 2022	4,475	136	349
February 27, 2022	2,747	113	256
March 6, 2022	1,976	66	180
March 13, 2022	1,478	53	130
March 20, 2022	1,576	31	95
March 27, 2022	1,962	29	79
April 3, 2022	2,780	22	83
April 10, 2022	4,442	23	85
April 17, 2022	6,268	23	120
April 24, 2022	8,013	24	148
May 1, 2022	9,089	30	165
May 8, 2022	10,563	33	238
May 15, 2022	11,729	33	253
May 22, 2022	10,027	29	246
May 29, 2022	10,623	46	280
June 5, 2022	9,788	34	242
June 12, 2022	10,528	36	254
June 19, 2022	10,978	48	317

T1. New Cases vs Hospitalizations vs Deaths

Week of Date	Number of New Cases	Number of Deaths	Number of Hospitalizations
June 26, 2022	9,854	37	316
July 3, 2022	10,560	39	296
July 10, 2022	9,037	60	338
July 17, 2022	8,797	62	292
July 24, 2022	7,752	49	319
July 31, 2022	6,326	45	285
August 7, 2022	5,716	47	237
August 14, 2022	4,830	31	248
August 21, 2022	4,151	37	219
August 28, 2022	3,480	22	181
September 4, 2022	2,100	9	121

T10. Congregate Setting

Week of DOD	Cong Setting		
	Yes	No	Unkno..
Null	1		5
March 8, 2020		2	
March 15, 2020		2	
March 22, 2020	6	5	
March 29, 2020	14	6	3
April 5, 2020	15	7	1
April 12, 2020	10	11	1
April 19, 2020	13	7	
April 26, 2020	12	4	
May 3, 2020	12	8	1
May 10, 2020	7	3	3
May 17, 2020	7	2	
May 24, 2020	5	3	2
May 31, 2020	4	3	1
June 7, 2020	12	3	1
June 14, 2020	9	2	2
June 21, 2020	11	2	1
June 28, 2020	13	6	3
July 5, 2020	10	6	2
July 12, 2020	14	12	5
July 19, 2020	11	13	7
July 26, 2020	18	13	6
August 2, 2020	16	9	8
August 9, 2020	20	11	7
August 16, 2020	18	8	1
August 23, 2020	18	14	4
August 30, 2020	14	7	4
September 6, 2020	20	5	3
September 13, 2020	11	4	3
September 20, 2020	9	7	5
September 27, 2020	16	7	1
October 4, 2020	20	6	3
October 11, 2020	22	13	4
October 18, 2020	8	11	12
October 25, 2020	18	15	6
November 1, 2020	18	15	7
November 8, 2020	22	14	21
November 15, 2020	30	20	40
November 22, 2020	54	29	53
November 29, 2020	59	18	72
December 6, 2020	61	14	82
December 13, 2020	64	24	54
December 20, 2020	51	25	50
December 27, 2020	57	22	57

T10. Congregate Setting

Week of DOD	Cong Setting		
	Yes	No	Unkno..
January 3, 2021	68	26	36
January 10, 2021	47	17	44
January 17, 2021	40	21	41
January 24, 2021	42	23	32
January 31, 2021	30	18	24
February 7, 2021	21	9	20
February 14, 2021	16	10	18
February 21, 2021	19	6	14
February 28, 2021	17	13	7
March 7, 2021	7	10	7
March 14, 2021	11	7	13
March 21, 2021	15	11	9
March 28, 2021	8	16	6
April 4, 2021	4	10	12
April 11, 2021	5	7	13
April 18, 2021	5	9	15
April 25, 2021	4	14	20
May 2, 2021	6	14	33
May 9, 2021	6	22	27
May 16, 2021	6	17	38
May 23, 2021	5	11	24
May 30, 2021	9	10	19
June 6, 2021	4	5	20
June 13, 2021	3	16	13
June 20, 2021	4	8	8
June 27, 2021	11	4	5
July 4, 2021	5	6	7
July 11, 2021	1	5	11
July 18, 2021	1	9	12
July 25, 2021	11	10	15
August 1, 2021	10	11	44
August 8, 2021	13	12	69
August 15, 2021	20	25	111
August 22, 2021	17	20	162
August 29, 2021	13	33	208
September 5, 2021	26	21	191
September 12, 2021	27	17	171
September 19, 2021	23	16	168
September 26, 2021	31	14	127
October 3, 2021	19	16	144
October 10, 2021	18	7	100
October 17, 2021	25	15	113
October 24, 2021	22	13	102
October 31, 2021	16	14	83

T10. Congregate Setting

Week of DOD	Cong Setting		
	Yes	No	Unkno..
November 7, 2021	9	11	67
November 14, 2021	6	18	74
November 21, 2021	13	13	71
November 28, 2021	4	10	70
December 5, 2021	14	12	65
December 12, 2021	9	14	52
December 19, 2021	3	11	58
December 26, 2021	10	6	66
January 2, 2022	2	5	83
January 9, 2022	10	6	103
January 16, 2022	16	5	136
January 23, 2022	10		188
January 30, 2022	29	8	159
February 6, 2022	16	3	169
February 13, 2022	13	4	139
February 20, 2022	14	2	120
February 27, 2022	17	4	92
March 6, 2022	7		59
March 13, 2022	4	4	45
March 20, 2022	9	1	21
March 27, 2022	1	2	26
April 3, 2022	3	4	15
April 10, 2022	1	3	19
April 17, 2022	1	2	20
April 24, 2022	2		22
May 1, 2022	5		25
May 8, 2022	3		30
May 15, 2022	1	2	30
May 22, 2022	3	3	23
May 29, 2022	6		40
June 5, 2022	6		28
June 12, 2022	4	3	29
June 19, 2022	10		38
June 26, 2022	5	1	31
July 3, 2022	2	1	36
July 10, 2022	6		54
July 17, 2022	13	2	47
July 24, 2022	2	2	45
July 31, 2022	4	2	39
August 7, 2022	2	1	44
August 14, 2022	1		30
August 21, 2022	5	1	31
August 28, 2022	2	2	18
September 4, 2022	1		8

T11. Age Categories

Day of DOD	Age Categories			
	0 - 17	18 - 49	50 - 64	65+
Null			2	4
March 14, 2020			1	1
March 17, 2020				1
March 20, 2020				1
March 22, 2020				3
March 23, 2020			1	1
March 24, 2020				2
March 25, 2020				2
March 27, 2020				1
March 28, 2020				1
March 29, 2020				4
March 30, 2020		1		2
April 1, 2020			2	3
April 2, 2020			1	4
April 3, 2020			1	2
April 4, 2020				3
April 5, 2020				4
April 6, 2020				4
April 7, 2020				4
April 8, 2020		1		3
April 9, 2020				1
April 10, 2020				3
April 11, 2020				3
April 12, 2020				5
April 13, 2020				2
April 14, 2020			1	3
April 15, 2020				2
April 16, 2020			1	2
April 17, 2020		1		1
April 18, 2020		1	2	1
April 19, 2020				2
April 20, 2020				3
April 21, 2020				2
April 22, 2020				5
April 23, 2020			1	1
April 24, 2020			1	
April 25, 2020				5
April 26, 2020				3
April 27, 2020				2
April 29, 2020				1
April 30, 2020				2
May 1, 2020			1	2
May 2, 2020				5
May 3, 2020				2

T11. Age Categories

Day of DOD	Age Categories			
	0 - 17	18 - 49	50 - 64	65+
May 4, 2020			1	2
May 5, 2020			1	3
May 6, 2020			2	2
May 7, 2020				1
May 8, 2020			1	3
May 9, 2020			1	2
May 10, 2020				3
May 11, 2020				2
May 12, 2020			1	2
May 13, 2020				2
May 15, 2020			1	
May 16, 2020				2
May 17, 2020				2
May 18, 2020			1	1
May 19, 2020				1
May 20, 2020			1	1
May 22, 2020				1
May 23, 2020				1
May 24, 2020				1
May 25, 2020				1
May 26, 2020				2
May 27, 2020				1
May 28, 2020				1
May 29, 2020			2	
May 30, 2020			2	
May 31, 2020		1		1
June 1, 2020				1
June 2, 2020				1
June 3, 2020			1	2
June 4, 2020			1	
June 7, 2020				1
June 8, 2020				3
June 10, 2020				5
June 11, 2020				4
June 12, 2020				1
June 13, 2020				2
June 14, 2020				3
June 15, 2020				3
June 16, 2020				2
June 18, 2020			1	1
June 19, 2020				1
June 20, 2020				2
June 21, 2020				2
June 22, 2020				2

T11. Age Categories

Day of DOD	Age Categories			
	0 - 17	18 - 49	50 - 64	65+
June 23, 2020			1	2
June 24, 2020				2
June 25, 2020				3
June 26, 2020				1
June 27, 2020				1
June 28, 2020			1	3
June 29, 2020				4
June 30, 2020				4
July 1, 2020				2
July 2, 2020			1	3
July 3, 2020				2
July 4, 2020				2
July 5, 2020			1	2
July 6, 2020			1	1
July 7, 2020		1		3
July 8, 2020			2	1
July 9, 2020				2
July 10, 2020				1
July 11, 2020		1		2
July 12, 2020			1	2
July 13, 2020			1	2
July 14, 2020		1	1	2
July 15, 2020			2	3
July 16, 2020			1	4
July 17, 2020		1		4
July 18, 2020			3	3
July 19, 2020				4
July 20, 2020				3
July 21, 2020			1	5
July 22, 2020		1		3
July 23, 2020			1	6
July 24, 2020			1	2
July 25, 2020				4
July 26, 2020				5
July 27, 2020				6
July 28, 2020			1	9
July 29, 2020			2	2
July 30, 2020				3
July 31, 2020				2
August 1, 2020			1	6
August 2, 2020				4
August 3, 2020			1	2
August 4, 2020			1	4
August 5, 2020				6

T11. Age Categories

Day of DOD	Age Categories			
	0 - 17	18 - 49	50 - 64	65+
August 6, 2020		1	1	3
August 7, 2020			1	4
August 8, 2020				5
August 9, 2020			2	6
August 10, 2020				3
August 11, 2020				6
August 12, 2020			1	2
August 13, 2020				3
August 14, 2020			1	3
August 15, 2020		1	2	8
August 16, 2020				4
August 17, 2020				2
August 18, 2020			1	3
August 19, 2020			1	3
August 20, 2020				1
August 21, 2020			1	6
August 22, 2020		1	2	2
August 23, 2020		1	2	5
August 24, 2020				2
August 25, 2020			1	4
August 26, 2020		1	1	4
August 27, 2020				3
August 28, 2020				6
August 29, 2020		1		5
August 30, 2020				1
August 31, 2020				2
September 1, 2020				3
September 2, 2020		1	1	3
September 3, 2020			2	3
September 4, 2020		1		3
September 5, 2020				5
September 6, 2020			1	4
September 7, 2020			1	2
September 8, 2020			1	4
September 9, 2020				2
September 10, 2020			1	3
September 11, 2020			2	4
September 12, 2020				3
September 13, 2020			1	2
September 14, 2020				2
September 15, 2020				3
September 16, 2020				1
September 17, 2020				3
September 18, 2020			1	4

T11. Age Categories

Day of DOD	Age Categories			
	0 - 17	18 - 49	50 - 64	65+
September 19, 2020				1
September 20, 2020		1	2	3
September 21, 2020		1		
September 22, 2020				3
September 23, 2020				3
September 24, 2020				3
September 25, 2020		1		1
September 26, 2020				3
September 27, 2020				3
September 28, 2020			1	1
September 29, 2020				1
September 30, 2020		1		5
October 1, 2020			2	2
October 2, 2020			1	4
October 3, 2020				3
October 4, 2020			2	3
October 5, 2020				8
October 6, 2020			1	4
October 7, 2020				3
October 8, 2020				2
October 9, 2020				3
October 10, 2020				3
October 11, 2020				4
October 12, 2020				5
October 13, 2020			1	4
October 14, 2020			2	3
October 15, 2020				4
October 16, 2020			1	2
October 17, 2020			4	9
October 18, 2020			1	4
October 19, 2020			1	3
October 20, 2020				3
October 21, 2020			1	3
October 22, 2020			1	1
October 23, 2020				4
October 24, 2020			3	6
October 25, 2020			2	5
October 26, 2020			1	2
October 27, 2020				2
October 28, 2020				3
October 29, 2020			1	9
October 30, 2020		1	2	4
October 31, 2020			2	5
November 1, 2020		1		7

T11. Age Categories

Day of DOD	Age Categories			
	0 - 17	18 - 49	50 - 64	65+
November 2, 2020			1	6
November 3, 2020				6
November 4, 2020			2	5
November 5, 2020				2
November 6, 2020		1	1	
November 7, 2020		1		7
November 8, 2020			2	8
November 9, 2020		1	1	8
November 10, 2020			1	4
November 11, 2020			1	8
November 12, 2020				2
November 13, 2020		1	2	10
November 14, 2020			2	6
November 15, 2020		2	1	8
November 16, 2020			1	10
November 17, 2020		1	1	14
November 18, 2020		1		11
November 19, 2020				15
November 20, 2020		1	1	10
November 21, 2020			1	12
November 22, 2020		1	2	14
November 23, 2020			4	18
November 24, 2020				13
November 25, 2020		1	2	22
November 26, 2020			2	18
November 27, 2020		2	2	20
November 28, 2020			2	13
November 29, 2020		1	2	19
November 30, 2020		1	1	14
December 1, 2020		1	1	23
December 2, 2020			1	24
December 3, 2020			2	20
December 4, 2020		1	5	14
December 5, 2020			4	15
December 6, 2020		2	4	25
December 7, 2020		1	3	16
December 8, 2020			1	19
December 9, 2020			4	30
December 10, 2020				15
December 11, 2020			1	13
December 12, 2020			4	19
December 13, 2020		1		22
December 14, 2020		1	3	10
December 15, 2020			5	26

T11. Age Categories

Day of DOD	Age Categories			
	0 - 17	18 - 49	50 - 64	65+
December 16, 2020		2	2	13
December 17, 2020			2	17
December 18, 2020		1	3	16
December 19, 2020			2	16
December 20, 2020			2	23
December 21, 2020		1	3	18
December 22, 2020			2	12
December 23, 2020			6	14
December 24, 2020			2	11
December 25, 2020		1	2	15
December 26, 2020			2	12
December 27, 2020			3	10
December 28, 2020				17
December 29, 2020		1	1	15
December 30, 2020		2	2	19
December 31, 2020			1	15
January 1, 2021		1		24
January 2, 2021		1	3	21
January 3, 2021		1	2	12
January 4, 2021		2	2	20
January 5, 2021			2	17
January 6, 2021		1	3	10
January 7, 2021			1	15
January 8, 2021		1	2	24
January 9, 2021		1	3	11
January 10, 2021		1	2	15
January 11, 2021			2	17
January 12, 2021			1	12
January 13, 2021		1		11
January 14, 2021			3	10
January 15, 2021			1	14
January 16, 2021		1	4	13
January 17, 2021	1		2	13
January 18, 2021		1	2	11
January 19, 2021		1	2	8
January 20, 2021		1	2	12
January 21, 2021			3	13
January 22, 2021			1	12
January 23, 2021		2	1	14
January 24, 2021			1	10
January 25, 2021		1	3	9
January 26, 2021			2	18
January 27, 2021		1		11
January 28, 2021			3	11

T11. Age Categories

Day of DOD	Age Categories			
	0 - 17	18 - 49	50 - 64	65+
January 29, 2021			3	12
January 30, 2021			3	9
January 31, 2021				12
February 1, 2021			4	6
February 2, 2021				17
February 3, 2021				8
February 4, 2021				8
February 5, 2021			1	8
February 6, 2021		1		7
February 7, 2021			1	6
February 8, 2021		3		4
February 9, 2021				3
February 10, 2021		1	2	8
February 11, 2021			1	9
February 12, 2021			1	8
February 13, 2021			1	2
February 14, 2021				11
February 15, 2021			2	5
February 16, 2021				3
February 17, 2021				5
February 18, 2021			1	6
February 19, 2021		2	2	4
February 20, 2021				3
February 21, 2021				5
February 22, 2021			1	5
February 23, 2021			2	10
February 24, 2021				3
February 25, 2021				2
February 26, 2021				7
February 27, 2021			1	3
February 28, 2021			1	8
March 1, 2021				4
March 2, 2021		1		6
March 3, 2021			1	5
March 4, 2021				2
March 5, 2021				5
March 6, 2021				4
March 7, 2021			1	2
March 8, 2021		1		6
March 9, 2021		1	1	1
March 10, 2021		1		3
March 11, 2021		1		2
March 12, 2021				1
March 13, 2021				3

T11. Age Categories

Day of DOD	Age Categories			
	0 - 17	18 - 49	50 - 64	65+
March 14, 2021			1	5
March 15, 2021		1	1	4
March 16, 2021				2
March 17, 2021			2	1
March 18, 2021				4
March 19, 2021			1	5
March 20, 2021		1		3
March 21, 2021			1	6
March 22, 2021			1	2
March 23, 2021		1	1	4
March 24, 2021				6
March 25, 2021				4
March 26, 2021				5
March 27, 2021				4
March 28, 2021			1	2
March 29, 2021			1	3
March 30, 2021		1	1	6
March 31, 2021				3
April 2, 2021				3
April 3, 2021		1	2	6
April 4, 2021				1
April 5, 2021			2	5
April 6, 2021			2	3
April 7, 2021		1	2	3
April 8, 2021				1
April 9, 2021			1	2
April 10, 2021			2	1
April 11, 2021				1
April 12, 2021				1
April 13, 2021			1	4
April 14, 2021			2	5
April 15, 2021		1		4
April 16, 2021		1	1	1
April 17, 2021			1	2
April 18, 2021		1		3
April 19, 2021				2
April 20, 2021			1	3
April 21, 2021				5
April 22, 2021			2	5
April 23, 2021				4
April 24, 2021			1	2
April 25, 2021			1	1
April 26, 2021			1	6
April 27, 2021		1		7

T11. Age Categories

Day of DOD	Age Categories			
	0 - 17	18 - 49	50 - 64	65+
April 28, 2021				3
April 29, 2021		1		8
April 30, 2021				2
May 1, 2021		3	1	3
May 2, 2021			2	4
May 3, 2021			1	6
May 4, 2021			2	5
May 5, 2021			2	7
May 6, 2021			1	6
May 7, 2021			3	6
May 8, 2021		1		7
May 9, 2021			3	4
May 10, 2021		1	1	6
May 11, 2021		1	2	5
May 12, 2021			1	7
May 13, 2021		1	3	4
May 14, 2021			3	8
May 15, 2021				5
May 16, 2021			5	
May 17, 2021		2	1	5
May 18, 2021		1	3	9
May 19, 2021			2	5
May 20, 2021		1	2	5
May 21, 2021			3	11
May 22, 2021	1		2	3
May 23, 2021			1	4
May 24, 2021		1	2	2
May 25, 2021			2	1
May 26, 2021			2	6
May 27, 2021			4	4
May 28, 2021		1	2	2
May 29, 2021				6
May 30, 2021		2	1	5
May 31, 2021			2	2
June 1, 2021				6
June 2, 2021		1	1	6
June 3, 2021		1		3
June 4, 2021			1	5
June 5, 2021				2
June 6, 2021			2	4
June 7, 2021			2	3
June 8, 2021				5
June 9, 2021				1
June 10, 2021			4	1

T11. Age Categories

Day of DOD	Age Categories			
	0 - 17	18 - 49	50 - 64	65+
June 11, 2021		1	1	1
June 12, 2021			1	3
June 13, 2021			1	3
June 14, 2021			1	3
June 15, 2021		1	1	4
June 16, 2021		1		
June 17, 2021			1	4
June 18, 2021			3	5
June 19, 2021		1	2	1
June 20, 2021			1	1
June 21, 2021		1		1
June 22, 2021			1	2
June 23, 2021			2	2
June 24, 2021			1	2
June 25, 2021		1		4
June 26, 2021				1
June 28, 2021		1		3
June 29, 2021			3	4
June 30, 2021				2
July 1, 2021			1	1
July 2, 2021				3
July 3, 2021		1		1
July 4, 2021		1		1
July 5, 2021			1	1
July 6, 2021			2	4
July 7, 2021				1
July 8, 2021			1	5
July 9, 2021		1		
July 12, 2021				1
July 13, 2021			2	2
July 14, 2021				2
July 15, 2021				3
July 16, 2021		2	1	1
July 17, 2021				3
July 18, 2021			2	1
July 19, 2021			1	
July 20, 2021			1	4
July 21, 2021				1
July 22, 2021		1	1	
July 23, 2021		1		3
July 24, 2021		1	2	3
July 25, 2021		1		5
July 26, 2021				3
July 27, 2021			1	3

T11. Age Categories

Day of DOD	Age Categories			
	0 - 17	18 - 49	50 - 64	65+
July 28, 2021				4
July 29, 2021			3	5
July 30, 2021		1		3
July 31, 2021				7
August 1, 2021				3
August 2, 2021		1		7
August 3, 2021		2		6
August 4, 2021		2	3	6
August 5, 2021		1	2	10
August 6, 2021			2	7
August 7, 2021		2	5	6
August 8, 2021		1	2	5
August 9, 2021		1	1	8
August 10, 2021		3	4	8
August 11, 2021		1	5	12
August 12, 2021		1	2	9
August 13, 2021		1	4	10
August 14, 2021		3	1	12
August 15, 2021			2	11
August 16, 2021		2	1	9
August 17, 2021			8	20
August 18, 2021		1	3	14
August 19, 2021		5	6	23
August 20, 2021			6	18
August 21, 2021		1	4	22
August 22, 2021		3	3	23
August 23, 2021		2	5	22
August 24, 2021		1	7	17
August 25, 2021		1	6	17
August 26, 2021		2	10	20
August 27, 2021		3	9	19
August 28, 2021		3	7	19
August 29, 2021		4	9	22
August 30, 2021		2	8	26
August 31, 2021		1	9	14
September 1, 2021		5	13	29
September 2, 2021		3	6	23
September 3, 2021		5	12	22
September 4, 2021		1	10	30
September 5, 2021		5	8	26
September 6, 2021	1	3	5	27
September 7, 2021		5	7	25
September 8, 2021		2	6	19
September 9, 2021		3	5	24

T11. Age Categories

Day of DOD	Age Categories			
	0 - 17	18 - 49	50 - 64	65+
September 10, 2021		2	5	26
September 11, 2021		6	6	22
September 12, 2021		3	12	21
September 13, 2021		3	8	19
September 14, 2021		2	8	21
September 15, 2021			5	19
September 16, 2021		6	7	19
September 17, 2021		3	7	20
September 18, 2021			7	25
September 19, 2021		3	5	16
September 20, 2021		3	8	25
September 21, 2021		2	6	17
September 22, 2021		3	11	16
September 23, 2021		4	8	22
September 24, 2021		3	9	21
September 25, 2021		6	6	13
September 26, 2021		3	5	17
September 27, 2021		3	6	17
September 28, 2021		3	6	14
September 29, 2021		3	5	17
September 30, 2021			5	16
October 1, 2021		2	6	15
October 2, 2021		2	5	22
October 3, 2021		3	4	22
October 4, 2021		3	7	23
October 5, 2021			6	12
October 6, 2021		2	6	19
October 7, 2021		5	4	15
October 8, 2021		1	8	22
October 9, 2021		1	4	12
October 10, 2021		2	2	7
October 11, 2021		1	8	24
October 12, 2021		1	2	7
October 13, 2021		2	4	11
October 14, 2021		1	6	15
October 15, 2021			6	16
October 16, 2021		1	1	8
October 17, 2021		2	3	14
October 18, 2021		3	4	18
October 19, 2021		2	3	17
October 20, 2021		2	9	11
October 21, 2021		1	2	13
October 22, 2021		2	3	18
October 23, 2021		2	6	18

T11. Age Categories

Day of DOD	Age Categories			
	0 - 17	18 - 49	50 - 64	65+
October 24, 2021			5	14
October 25, 2021		4	4	12
October 26, 2021		2	4	11
October 27, 2021		3	5	24
October 28, 2021		4	5	12
October 29, 2021			2	11
October 30, 2021		4	4	7
October 31, 2021		2	7	8
November 1, 2021		1	8	9
November 2, 2021		1	4	11
November 3, 2021		2	5	7
November 4, 2021		2	3	15
November 5, 2021		1	2	10
November 6, 2021		2	2	11
November 7, 2021			2	11
November 8, 2021		2		4
November 9, 2021		1	4	9
November 10, 2021			4	9
November 11, 2021		1	6	11
November 12, 2021			2	5
November 13, 2021		4	4	8
November 14, 2021	1	1	1	6
November 15, 2021		2	6	8
November 16, 2021		1	1	13
November 17, 2021		3	3	6
November 18, 2021		1	2	13
November 19, 2021		1	6	10
November 20, 2021		2	2	9
November 21, 2021			3	13
November 22, 2021		1	3	5
November 23, 2021			7	9
November 24, 2021		1	2	9
November 25, 2021		1	1	9
November 26, 2021			3	10
November 27, 2021		2	4	14
November 28, 2021			4	9
November 29, 2021				5
November 30, 2021		5	4	14
December 1, 2021		1	1	8
December 2, 2021			4	11
December 3, 2021		1	2	7
December 4, 2021		1	1	6
December 5, 2021			1	9
December 6, 2021			3	14

T11. Age Categories

Day of DOD	Age Categories			
	0 - 17	18 - 49	50 - 64	65+
December 7, 2021		4	2	5
December 8, 2021			3	9
December 9, 2021		3	4	11
December 10, 2021			3	10
December 11, 2021				10
December 12, 2021		1	4	10
December 13, 2021		1	2	13
December 14, 2021			2	8
December 15, 2021			2	9
December 16, 2021		1	1	6
December 17, 2021				5
December 18, 2021		1		9
December 19, 2021			2	7
December 20, 2021		1	2	8
December 21, 2021		1	2	6
December 22, 2021		2	1	8
December 23, 2021		1	4	7
December 24, 2021		5	3	6
December 25, 2021		1	1	4
December 26, 2021		1	3	12
December 27, 2021		1	1	8
December 28, 2021		1	1	6
December 29, 2021			4	6
December 30, 2021			3	10
December 31, 2021		1	5	6
January 1, 2022	1	2	2	8
January 2, 2022			2	11
January 3, 2022		1	4	4
January 4, 2022			1	8
January 5, 2022		2	4	9
January 6, 2022		1	1	11
January 7, 2022		1	2	17
January 8, 2022			2	9
January 9, 2022		1	1	7
January 10, 2022			3	9
January 11, 2022		2	2	15
January 12, 2022			2	28
January 13, 2022		1	2	15
January 14, 2022			3	11
January 15, 2022			4	13
January 16, 2022			5	20
January 17, 2022		1	5	16
January 18, 2022		1	2	15
January 19, 2022			5	15

T11. Age Categories

Day of DOD	Age Categories			
	0 - 17	18 - 49	50 - 64	65+
January 20, 2022	1	1	4	17
January 21, 2022			3	26
January 22, 2022		1	2	17
January 23, 2022		1	3	23
January 24, 2022			2	14
January 25, 2022	1	2	6	21
January 26, 2022			5	27
January 27, 2022		5	5	17
January 28, 2022			5	34
January 29, 2022			3	24
January 30, 2022		1	6	17
January 31, 2022		3	6	20
February 1, 2022		1	6	12
February 2, 2022		2	5	24
February 3, 2022		2	3	22
February 4, 2022		2	3	24
February 5, 2022		3	7	27
February 6, 2022		2	2	11
February 7, 2022		1	2	15
February 8, 2022		1	7	19
February 9, 2022		3	5	27
February 10, 2022		1	7	36
February 11, 2022		1	2	24
February 12, 2022			3	19
February 13, 2022	1	2	3	19
February 14, 2022		1	5	14
February 15, 2022		2	4	19
February 16, 2022		2	1	18
February 17, 2022		1	3	19
February 18, 2022		2		16
February 19, 2022		1	3	20
February 20, 2022		4	4	17
February 21, 2022		1	1	19
February 22, 2022		2	3	18
February 23, 2022			1	10
February 24, 2022		2	4	17
February 25, 2022		3	3	14
February 26, 2022			1	12
February 27, 2022		2	3	12
February 28, 2022			3	13
March 1, 2022			4	12
March 2, 2022	1		1	14
March 3, 2022			5	14
March 4, 2022		1	5	6

T11. Age Categories

Day of DOD	Age Categories			
	0 - 17	18 - 49	50 - 64	65+
March 5, 2022		1	2	14
March 6, 2022		1	1	7
March 7, 2022		1	1	6
March 8, 2022			1	10
March 9, 2022		1	1	5
March 10, 2022		1	2	5
March 11, 2022			4	7
March 12, 2022		1		11
March 13, 2022			1	4
March 14, 2022			2	5
March 15, 2022				3
March 16, 2022			4	8
March 17, 2022	1	1	1	4
March 18, 2022			2	8
March 19, 2022			1	8
March 20, 2022				8
March 21, 2022				6
March 22, 2022		1	1	4
March 23, 2022			1	1
March 24, 2022			1	5
March 25, 2022				1
March 26, 2022		1	1	
March 27, 2022			2	1
March 28, 2022			1	5
March 29, 2022				4
March 30, 2022			2	3
March 31, 2022			1	4
April 1, 2022				3
April 2, 2022				3
April 3, 2022		2		1
April 4, 2022				3
April 5, 2022		1		1
April 6, 2022				5
April 7, 2022				4
April 8, 2022				4
April 9, 2022			1	
April 10, 2022				3
April 11, 2022			1	2
April 12, 2022			2	3
April 13, 2022			2	3
April 14, 2022				4
April 15, 2022				2
April 16, 2022				1
April 17, 2022				3

T11. Age Categories

Day of DOD	Age Categories			
	0 - 17	18 - 49	50 - 64	65+
April 18, 2022			1	4
April 19, 2022				1
April 20, 2022			1	3
April 21, 2022				2
April 22, 2022		1		4
April 23, 2022			1	2
April 24, 2022				3
April 25, 2022		2		1
April 26, 2022			3	3
April 27, 2022				4
April 28, 2022			1	1
April 29, 2022				3
April 30, 2022				3
May 1, 2022				1
May 2, 2022		1	1	3
May 3, 2022				4
May 4, 2022		1		7
May 5, 2022			1	3
May 6, 2022			1	6
May 7, 2022				1
May 8, 2022			1	4
May 9, 2022				3
May 10, 2022				4
May 11, 2022			2	5
May 12, 2022			2	5
May 13, 2022			2	1
May 14, 2022				4
May 15, 2022				4
May 16, 2022		2		2
May 17, 2022				5
May 18, 2022				4
May 19, 2022	1			2
May 20, 2022			1	5
May 21, 2022		1	1	5
May 22, 2022			1	4
May 23, 2022			1	2
May 24, 2022				3
May 25, 2022			1	3
May 26, 2022		1	1	4
May 27, 2022				3
May 28, 2022				5
May 29, 2022			1	1
May 30, 2022			2	7
May 31, 2022			1	7

T11. Age Categories

Day of DOD	Age Categories			
	0 - 17	18 - 49	50 - 64	65+
June 1, 2022			1	10
June 2, 2022		1	2	6
June 3, 2022		1		3
June 4, 2022				3
June 5, 2022				6
June 6, 2022				4
June 7, 2022			1	4
June 8, 2022			1	7
June 9, 2022			1	2
June 10, 2022		1		3
June 11, 2022				4
June 12, 2022			2	5
June 13, 2022				4
June 14, 2022		1	1	5
June 15, 2022				2
June 16, 2022			1	2
June 17, 2022			1	5
June 18, 2022			1	6
June 19, 2022		1	1	10
June 20, 2022				5
June 21, 2022			1	5
June 22, 2022			1	7
June 23, 2022		1	1	5
June 24, 2022			1	7
June 25, 2022				2
June 26, 2022				1
June 27, 2022		1		4
June 28, 2022			1	4
June 29, 2022			1	7
June 30, 2022			1	6
July 1, 2022			1	5
July 2, 2022				5
July 3, 2022			2	5
July 4, 2022				3
July 5, 2022		1		4
July 6, 2022		1		4
July 7, 2022			1	6
July 8, 2022				6
July 9, 2022			2	4
July 10, 2022			1	4
July 11, 2022		1		13
July 12, 2022			1	9
July 13, 2022				10
July 14, 2022			2	5

T11. Age Categories

Day of DOD	Age Categories			
	0 - 17	18 - 49	50 - 64	65+
July 15, 2022			1	6
July 16, 2022				7
July 17, 2022				8
July 18, 2022			1	5
July 19, 2022			2	13
July 20, 2022			1	13
July 21, 2022			3	3
July 22, 2022				9
July 23, 2022				4
July 24, 2022				9
July 25, 2022				5
July 26, 2022			1	6
July 27, 2022			2	8
July 28, 2022		1	1	4
July 29, 2022				5
July 30, 2022				7
July 31, 2022				4
August 1, 2022			1	8
August 2, 2022		1	3	6
August 3, 2022				6
August 4, 2022				1
August 5, 2022		1	1	4
August 6, 2022		1		8
August 7, 2022				6
August 8, 2022		1	2	5
August 9, 2022				6
August 10, 2022				7
August 11, 2022			1	7
August 12, 2022		1		8
August 13, 2022		1		2
August 14, 2022			1	6
August 15, 2022			2	7
August 16, 2022				1
August 17, 2022		1		3
August 18, 2022		1		1
August 19, 2022			1	5
August 20, 2022				2
August 21, 2022			1	5
August 22, 2022				3
August 23, 2022			2	5
August 24, 2022		1		7
August 25, 2022			1	4
August 26, 2022			2	4
August 27, 2022				2

T11. Age Categories

Day of DOD	Age Categories			
	0 - 17	18 - 49	50 - 64	65+
August 28, 2022				5
August 29, 2022				5
August 30, 2022				3
August 31, 2022		1	1	2
September 1, 2022		1		1
September 2, 2022			1	1
September 3, 2022				1
September 4, 2022				4
September 5, 2022				1
September 6, 2022				1
September 9, 2022				1
September 10, 2022				2

T12. Race

Week of DOD	Race							
	AI/AN	Asian	Black	Multira..	Other	Pacific I..	Refuse..	White
Null							2	4
March 8, 2020								2
March 15, 2020								2
March 22, 2020							2	9
March 29, 2020	1		1		1		4	16
April 5, 2020		3	2		1			17
April 12, 2020			2	1	3		2	14
April 19, 2020	1	3			1	1		14
April 26, 2020								16
May 3, 2020	1	1			4		1	14
May 10, 2020			1		1		3	8
May 17, 2020								9
May 24, 2020					1		1	8
May 31, 2020					1	1	2	4
June 7, 2020		1			2	2	1	10
June 14, 2020		1			2		3	7
June 21, 2020		1				1	1	11
June 28, 2020					1	1		20
July 5, 2020		1			3		1	13
July 12, 2020	1	1		1	4		5	19
July 19, 2020	2	2	1	1	5		6	14
July 26, 2020	1	2	1		3		8	22
August 2, 2020	1	2		2	2		7	19
August 9, 2020	2	1		1	4		6	24
August 16, 2020			1		2	1	3	20
August 23, 2020	1		1	2	6		5	21
August 30, 2020		1	2		5	1	5	11
September 6, 2..	2			1	6		4	15
September 13, ..	1				2		2	13
September 20, ..					6		1	14
September 27, ..					3			21
October 4, 2020							2	27
October 11, 2020		1		1	5		4	28
October 18, 2020		1	5		3		2	20
October 25, 2020	3		3	1	5		1	26
November 1, 20..				1	6	1	7	25
November 8, 20..	1	2	2	1	2	1	11	37
November 15, 2..		3		1	9	2	12	63
November 22, 2..	3	4	4	2	9		23	91
November 29, 2..	1	6	3	3	8	2	34	92
December 6, 20..	1	5	5		11	3	30	102
December 13, 2..	5	3	1	1	10		26	96
December 20, 2..	2	4	3	2	4		31	80
December 27, 2..	7	5	1	2	6		31	84

T12. Race

Week of DOD	Race							
	AI/AN	Asian	Black	Multira..	Other	Pacific I..	Refuse..	White
January 3, 2021	2	2		1	6		25	94
January 10, 2021	3	1	3	3	2	1	25	70
January 17, 2021	2	2	2	3	12		17	64
January 24, 2021	1		2	4	11		20	59
January 31, 2021	3				6	1	10	52
February 7, 2021		1			6		5	38
February 14, 20..		1		2	5	1	8	27
February 21, 20..		2			2		3	32
February 28, 20..					2	2	3	30
March 7, 2021			1		1	1	3	18
March 14, 2021		1	1		4		4	21
March 21, 2021				1	1		10	23
March 28, 2021	2			1	2		4	21
April 4, 2021	2				1		2	21
April 11, 2021		1			2		4	18
April 18, 2021		2					5	22
April 25, 2021		2	4				13	19
May 2, 2021	3	1	3	1	4		6	35
May 9, 2021	1		2		1		7	44
May 16, 2021	3		1	2	2		11	42
May 23, 2021	2	1	1		2		6	28
May 30, 2021	1		1	3	1		9	23
June 6, 2021			2		2		3	22
June 13, 2021		1			3	1	4	23
June 20, 2021				1	1		5	13
June 27, 2021			1		1		3	15
July 4, 2021	1		1		1		4	11
July 11, 2021			1	1	2		1	12
July 18, 2021					2		6	14
July 25, 2021	1			2	3		9	21
August 1, 2021	3				5		13	44
August 8, 2021			3	1	5	1	23	61
August 15, 2021	4	1		1	8		30	112
August 22, 2021	3	1	3	3	8		40	141
August 29, 2021	3	2	2	2	10		54	181
September 5, 2..	2	3	2	4	9		63	155
September 12, ..	2	3	1	2	11	2	47	147
September 19, ..	2	7	5	1	13		49	130
September 26, ..	2	1	2	2	12		39	114
October 3, 2021	2	6	2	1	14	1	30	123
October 10, 2021	2	1	2	5	8		27	80
October 17, 2021	4	6	4	1	11		32	95
October 24, 2021		2	3	1	19		26	86
October 31, 2021	2	1	1	2	3		32	72

T13. Ethnicity

Week of DOD	Ethnicity		
	Hispanic	Not His..	Refuse..
Null		1	5
March 8, 2020		2	
March 15, 2020		2	
March 22, 2020		10	1
March 29, 2020	2	15	6
April 5, 2020	1	20	2
April 12, 2020	3	16	3
April 19, 2020	1	17	2
April 26, 2020		15	1
May 3, 2020	5	15	1
May 10, 2020	1	10	2
May 17, 2020	1	8	
May 24, 2020	3	5	2
May 31, 2020	1	5	2
June 7, 2020	2	12	2
June 14, 2020	2	8	3
June 21, 2020	2	11	1
June 28, 2020	3	18	1
July 5, 2020	3	14	1
July 12, 2020	4	22	5
July 19, 2020	5	17	9
July 26, 2020	4	24	9
August 2, 2020	3	20	10
August 9, 2020	5	26	7
August 16, 2020	3	23	1
August 23, 2020	7	19	10
August 30, 2020	5	15	5
September 6, 2020	6	15	7
September 13, 2020	3	12	3
September 20, 2020	6	12	3
September 27, 2020	3	20	1
October 4, 2020		23	6
October 11, 2020	4	27	8
October 18, 2020	4	22	5
October 25, 2020	5	30	4
November 1, 2020	7	26	7
November 8, 2020	4	38	15
November 15, 2020	9	55	26
November 22, 2020	11	73	52
November 29, 2020	11	83	55
December 6, 2020	9	85	63
December 13, 2020	10	82	50
December 20, 2020	4	79	43
December 27, 2020	5	84	47

T13. Ethnicity

Week of DOD	Ethnicity		
	Hispanic	Not His..	Refuse..
January 3, 2021	10	83	37
January 10, 2021	3	71	34
January 17, 2021	13	64	25
January 24, 2021	9	61	27
January 31, 2021	5	46	21
February 7, 2021	3	34	13
February 14, 2021	5	30	9
February 21, 2021	1	30	8
February 28, 2021	2	28	7
March 7, 2021	1	15	8
March 14, 2021	2	23	6
March 21, 2021	2	22	11
March 28, 2021	1	20	9
April 4, 2021	1	20	5
April 11, 2021	2	13	10
April 18, 2021		20	9
April 25, 2021		27	11
May 2, 2021	1	34	18
May 9, 2021	1	38	16
May 16, 2021	4	37	20
May 23, 2021	1	31	8
May 30, 2021	2	25	11
June 6, 2021		18	11
June 13, 2021	2	20	10
June 20, 2021	1	11	8
June 27, 2021	1	13	6
July 4, 2021	3	12	3
July 11, 2021	1	12	4
July 18, 2021	2	12	8
July 25, 2021		19	17
August 1, 2021	1	41	23
August 8, 2021	1	48	45
August 15, 2021	6	96	54
August 22, 2021	8	121	70
August 29, 2021	7	147	100
September 5, 2021	11	137	90
September 12, 2021	6	121	88
September 19, 2021	5	116	86
September 26, 2021	12	89	71
October 3, 2021	12	100	67
October 10, 2021	7	72	46
October 17, 2021	7	76	70
October 24, 2021	13	65	59
October 31, 2021	5	56	52

T13. Ethnicity

Week of DOD	Ethnicity		
	Hispanic	Not His..	Refuse..
November 7, 2021	4	50	33
November 14, 2021	3	57	38
November 21, 2021	5	53	39
November 28, 2021	5	49	30
December 5, 2021	3	57	31
December 12, 2021	3	46	26
December 19, 2021	2	41	29
December 26, 2021	3	48	31
January 2, 2022	4	55	31
January 9, 2022	1	75	43
January 16, 2022	3	99	55
January 23, 2022	6	126	66
January 30, 2022	5	121	70
February 6, 2022	2	119	67
February 13, 2022	10	104	42
February 20, 2022	8	85	43
February 27, 2022	8	70	35
March 6, 2022	4	42	20
March 13, 2022	1	32	20
March 20, 2022		16	15
March 27, 2022	1	20	8
April 3, 2022		17	5
April 10, 2022		19	4
April 17, 2022	1	12	10
April 24, 2022		18	6
May 1, 2022	1	16	13
May 8, 2022		20	13
May 15, 2022	1	23	9
May 22, 2022	1	14	14
May 29, 2022	2	27	17
June 5, 2022		18	16
June 12, 2022		22	14
June 19, 2022		27	21
June 26, 2022		19	18
July 3, 2022		23	16
July 10, 2022	1	33	26
July 17, 2022		35	27
July 24, 2022	1	25	23
July 31, 2022	3	29	13
August 7, 2022	1	30	16
August 14, 2022	1	18	12
August 21, 2022	1	18	18
August 28, 2022		14	8
September 4, 2022		3	6

T2. Intensive Care Unit(ICU)

Week of Admit Date	ICU	
	No	Yes
Null	1,670	127
February 9, 2020	1	
February 23, 2020	1	1
March 1, 2020	4	3
March 8, 2020	11	4
March 15, 2020	37	27
March 22, 2020	75	58
March 29, 2020	78	54
April 5, 2020	59	29
April 12, 2020	74	29
April 19, 2020	68	31
April 26, 2020	71	20
May 3, 2020	37	18
May 10, 2020	30	18
May 17, 2020	32	17
May 24, 2020	26	12
May 31, 2020	31	26
June 7, 2020	45	23
June 14, 2020	64	31
June 21, 2020	73	34
June 28, 2020	72	33
July 5, 2020	117	44
July 12, 2020	88	52
July 19, 2020	91	31
July 26, 2020	93	40
August 2, 2020	112	32
August 9, 2020	103	39
August 16, 2020	92	32
August 23, 2020	71	25
August 30, 2020	70	23
September 6, 2020	77	24
September 13, 2020	84	36
September 20, 2020	109	50
September 27, 2020	68	40
October 4, 2020	115	42
October 11, 2020	102	39
October 18, 2020	96	38
October 25, 2020	105	58
November 1, 2020	201	83
November 8, 2020	296	90
November 15, 2020	343	94
November 22, 2020	397	106
November 29, 2020	453	111
December 6, 2020	403	80

T2. Intensive Care Unit(ICU)

Week of Admit Date	ICU	
	No	Yes
December 13, 2020	422	71
December 20, 2020	350	71
December 27, 2020	336	75
January 3, 2021	342	61
January 10, 2021	299	53
January 17, 2021	242	47
January 24, 2021	211	50
January 31, 2021	183	35
February 7, 2021	170	38
February 14, 2021	137	33
February 21, 2021	126	28
February 28, 2021	134	27
March 7, 2021	114	20
March 14, 2021	123	30
March 21, 2021	109	23
March 28, 2021	123	27
April 4, 2021	141	11
April 11, 2021	172	29
April 18, 2021	234	39
April 25, 2021	239	33
May 2, 2021	207	36
May 9, 2021	204	42
May 16, 2021	167	27
May 23, 2021	144	24
May 30, 2021	114	25
June 6, 2021	116	21
June 13, 2021	120	22
June 20, 2021	110	14
June 27, 2021	81	18
July 4, 2021	76	13
July 11, 2021	84	28
July 18, 2021	130	30
July 25, 2021	219	48
August 1, 2021	336	71
August 8, 2021	446	109
August 15, 2021	530	123
August 22, 2021	575	145
August 29, 2021	606	105
September 5, 2021	522	105
September 12, 2021	469	89
September 19, 2021	416	80
September 26, 2021	373	69
October 3, 2021	341	58
October 10, 2021	295	59

T2. Intensive Care Unit(ICU)

Week of Admit Date	ICU	
	No	Yes
October 17, 2021	313	54
October 24, 2021	329	46
October 31, 2021	262	59
November 7, 2021	253	47
November 14, 2021	220	35
November 21, 2021	241	39
November 28, 2021	239	33
December 5, 2021	238	38
December 12, 2021	197	38
December 19, 2021	195	44
December 26, 2021	331	49
January 2, 2022	478	66
January 9, 2022	584	65
January 16, 2022	727	63
January 23, 2022	726	90
January 30, 2022	687	81
February 6, 2022	552	61
February 13, 2022	436	50
February 20, 2022	322	27
February 27, 2022	228	28
March 6, 2022	170	10
March 13, 2022	119	11
March 20, 2022	89	6
March 27, 2022	76	3
April 3, 2022	81	2
April 10, 2022	81	4
April 17, 2022	114	6
April 24, 2022	137	11
May 1, 2022	160	5
May 8, 2022	228	10
May 15, 2022	248	5
May 22, 2022	243	3
May 29, 2022	265	15
June 5, 2022	236	6
June 12, 2022	239	15
June 19, 2022	299	18
June 26, 2022	297	19
July 3, 2022	277	19
July 10, 2022	317	21
July 17, 2022	270	22
July 24, 2022	301	18
July 31, 2022	272	13
August 7, 2022	227	10
August 14, 2022	240	8

T2. Intensive Care Unit(ICU)

Week of Admit Date	ICU	
	No	Yes
August 21, 2022	203	16
August 28, 2022	174	7
September 4, 2022	110	11

T3. Underlying Conditions

Week of Admit Date	ICU	
	No	Yes
Null	1,670	127
February 9, 2020	1	
February 23, 2020	1	1
March 1, 2020	4	3
March 8, 2020	11	4
March 15, 2020	37	27
March 22, 2020	75	58
March 29, 2020	78	54
April 5, 2020	59	29
April 12, 2020	74	29
April 19, 2020	68	31
April 26, 2020	71	20
May 3, 2020	37	18
May 10, 2020	30	18
May 17, 2020	32	17
May 24, 2020	26	12
May 31, 2020	31	26
June 7, 2020	45	23
June 14, 2020	64	31
June 21, 2020	73	34
June 28, 2020	72	33
July 5, 2020	117	44
July 12, 2020	88	52
July 19, 2020	91	31
July 26, 2020	93	40
August 2, 2020	112	32
August 9, 2020	103	39
August 16, 2020	92	32
August 23, 2020	71	25
August 30, 2020	70	23
September 6, 2020	77	24
September 13, 2020	84	36
September 20, 2020	109	50
September 27, 2020	68	40
October 4, 2020	115	42
October 11, 2020	102	39
October 18, 2020	96	38
October 25, 2020	105	58
November 1, 2020	201	83
November 8, 2020	296	90
November 15, 2020	343	94
November 22, 2020	397	106
November 29, 2020	453	111
December 6, 2020	403	80

T3. Underlying Conditions

Week of Admit Date	ICU	
	No	Yes
December 13, 2020	422	71
December 20, 2020	350	71
December 27, 2020	336	75
January 3, 2021	342	61
January 10, 2021	299	53
January 17, 2021	242	47
January 24, 2021	211	50
January 31, 2021	183	35
February 7, 2021	170	38
February 14, 2021	137	33
February 21, 2021	126	28
February 28, 2021	134	27
March 7, 2021	114	20
March 14, 2021	123	30
March 21, 2021	109	23
March 28, 2021	123	27
April 4, 2021	141	11
April 11, 2021	172	29
April 18, 2021	234	39
April 25, 2021	239	33
May 2, 2021	207	36
May 9, 2021	204	42
May 16, 2021	167	27
May 23, 2021	144	24
May 30, 2021	114	25
June 6, 2021	116	21
June 13, 2021	120	22
June 20, 2021	110	14
June 27, 2021	81	18
July 4, 2021	76	13
July 11, 2021	84	28
July 18, 2021	130	30
July 25, 2021	219	48
August 1, 2021	336	71
August 8, 2021	446	109
August 15, 2021	530	123
August 22, 2021	575	145
August 29, 2021	606	105
September 5, 2021	522	105
September 12, 2021	469	89
September 19, 2021	416	80
September 26, 2021	373	69
October 3, 2021	341	58
October 10, 2021	295	59

T3. Underlying Conditions

Week of Admit Date	ICU	
	No	Yes
October 17, 2021	313	54
October 24, 2021	329	46
October 31, 2021	262	59
November 7, 2021	253	47
November 14, 2021	220	35
November 21, 2021	241	39
November 28, 2021	239	33
December 5, 2021	238	38
December 12, 2021	197	38
December 19, 2021	195	44
December 26, 2021	331	49
January 2, 2022	478	66
January 9, 2022	584	65
January 16, 2022	727	63
January 23, 2022	726	90
January 30, 2022	687	81
February 6, 2022	552	61
February 13, 2022	436	50
February 20, 2022	322	27
February 27, 2022	228	28
March 6, 2022	170	10
March 13, 2022	119	11
March 20, 2022	89	6
March 27, 2022	76	3
April 3, 2022	81	2
April 10, 2022	81	4
April 17, 2022	114	6
April 24, 2022	137	11
May 1, 2022	160	5
May 8, 2022	228	10
May 15, 2022	248	5
May 22, 2022	243	3
May 29, 2022	265	15
June 5, 2022	236	6
June 12, 2022	239	15
June 19, 2022	299	18
June 26, 2022	297	19
July 3, 2022	277	19
July 10, 2022	317	21
July 17, 2022	270	22
July 24, 2022	301	18
July 31, 2022	272	13
August 7, 2022	227	10
August 14, 2022	240	8

T3. Underlying Conditions

Week of Admit Date	ICU	
	No	Yes
August 21, 2022	203	16
August 28, 2022	174	7
September 4, 2022	110	11

T4. Length of Stay

Week of Admit Date	Length of Stay Bins				Unkno..
	1 to 4 D..	5 to 9 D..	10 to 1..	15+ Days	
Null					1,797
February 9, 2020				1	
February 23, 2020		1		1	
March 1, 2020	2	2	1	1	1
March 8, 2020	2	6	1	4	2
March 15, 2020	27	15	8	13	1
March 22, 2020	48	32	16	35	2
March 29, 2020	51	31	16	33	1
April 5, 2020	41	12	17	13	5
April 12, 2020	42	16	11	24	10
April 19, 2020	46	30	9	11	3
April 26, 2020	47	19	6	9	10
May 3, 2020	26	13	3	7	6
May 10, 2020	21	14	3	5	5
May 17, 2020	22	14	7	4	2
May 24, 2020	16	13	2	4	3
May 31, 2020	28	17	1	9	2
June 7, 2020	26	22	9	6	5
June 14, 2020	46	26	7	11	5
June 21, 2020	47	30	6	19	5
June 28, 2020	46	23	15	17	4
July 5, 2020	75	51	19	10	6
July 12, 2020	57	44	20	14	5
July 19, 2020	62	33	11	15	1
July 26, 2020	64	30	14	22	3
August 2, 2020	76	40	12	13	3
August 9, 2020	68	45	12	16	1
August 16, 2020	63	43	6	11	1
August 23, 2020	46	28	9	10	3
August 30, 2020	45	25	12	9	2
September 6, 2020	52	25	12	8	4
September 13, 2020	51	33	16	17	3
September 20, 2020	79	52	7	18	3
September 27, 2020	46	38	9	10	5
October 4, 2020	71	52	14	17	3
October 11, 2020	77	40	8	12	4
October 18, 2020	60	39	12	23	
October 25, 2020	79	43	22	16	3
November 1, 2020	129	70	37	40	8
November 8, 2020	162	127	32	41	24
November 15, 2020	208	101	51	44	33
November 22, 2020	206	142	55	38	62
November 29, 2020	228	146	58	60	72
December 6, 2020	183	106	50	44	100

T4. Length of Stay

Week of Admit Date	Length of Stay Bins				Unkno..
	1 to 4 D..	5 to 9 D..	10 to 1..	15+ Days	
December 13, 2020	209	124	37	46	77
December 20, 2020	178	102	35	42	64
December 27, 2020	160	112	29	42	68
January 3, 2021	191	78	30	39	65
January 10, 2021	172	83	25	32	40
January 17, 2021	123	55	31	28	52
January 24, 2021	113	66	21	27	34
January 31, 2021	97	50	18	15	38
February 7, 2021	86	57	13	14	38
February 14, 2021	79	36	18	12	25
February 21, 2021	69	40	11	12	22
February 28, 2021	78	41	10	9	23
March 7, 2021	53	30	10	8	33
March 14, 2021	81	32	8	5	27
March 21, 2021	54	30	10	8	30
March 28, 2021	69	28	6	12	35
April 4, 2021	64	33	1	6	48
April 11, 2021	71	48	10	16	56
April 18, 2021	105	54	24	22	68
April 25, 2021	86	56	21	24	85
May 2, 2021	76	46	26	13	82
May 9, 2021	74	51	21	18	82
May 16, 2021	85	38	11	16	44
May 23, 2021	50	25	11	15	67
May 30, 2021	69	24	6	11	29
June 6, 2021	46	31	11	11	38
June 13, 2021	53	30	12	10	37
June 20, 2021	59	18	8	7	32
June 27, 2021	39	23	7	7	23
July 4, 2021	38	12	6	6	27
July 11, 2021	41	20	10	16	25
July 18, 2021	68	32	11	19	30
July 25, 2021	94	67	18	33	55
August 1, 2021	130	86	41	47	103
August 8, 2021	191	116	47	66	135
August 15, 2021	212	154	75	74	138
August 22, 2021	273	159	69	71	148
August 29, 2021	248	165	70	67	161
September 5, 2021	225	119	62	54	167
September 12, 2021	196	112	55	52	143
September 19, 2021	170	82	53	43	148
September 26, 2021	152	88	39	36	127
October 3, 2021	124	72	32	38	133
October 10, 2021	135	70	20	32	97

T4. Length of Stay

Week of Admit Date	Length of Stay Bins				Unkno..
	1 to 4 D..	5 to 9 D..	10 to 1..	15+ Days	
October 17, 2021	127	67	36	29	108
October 24, 2021	137	64	23	21	130
October 31, 2021	95	66	26	33	101
November 7, 2021	117	58	25	24	76
November 14, 2021	86	45	14	25	85
November 21, 2021	100	47	22	24	87
November 28, 2021	97	49	13	26	87
December 5, 2021	86	55	25	18	92
December 12, 2021	81	42	18	24	70
December 19, 2021	89	37	16	27	70
December 26, 2021	142	52	26	28	132
January 2, 2022	210	83	32	43	176
January 9, 2022	271	99	29	39	211
January 16, 2022	332	108	59	48	243
January 23, 2022	336	134	60	62	224
January 30, 2022	354	117	44	55	198
February 6, 2022	291	82	43	31	166
February 13, 2022	233	79	29	20	125
February 20, 2022	176	58	21	9	85
February 27, 2022	100	47	20	19	70
March 6, 2022	74	29	8	7	62
March 13, 2022	60	20	9	5	36
March 20, 2022	34	16	5	7	33
March 27, 2022	31	15	1	2	30
April 3, 2022	48	9	1	3	22
April 10, 2022	35	9	2	2	37
April 17, 2022	46	11	5	11	47
April 24, 2022	56	20	6	7	59
May 1, 2022	76	19	4	6	60
May 8, 2022	113	21	10	7	87
May 15, 2022	107	28	6	9	103
May 22, 2022	96	31	7	8	104
May 29, 2022	118	27	11	8	116
June 5, 2022	100	24	9	5	104
June 12, 2022	111	33	6	4	100
June 19, 2022	118	36	9	7	147
June 26, 2022	122	33	20	5	136
July 3, 2022	109	29	13	8	137
July 10, 2022	145	28	11	13	141
July 17, 2022	115	34	4	11	128
July 24, 2022	124	41	15	10	129
July 31, 2022	115	32	12	10	116
August 7, 2022	106	21	6	7	97
August 14, 2022	115	28	10	3	92

T4. Length of Stay

Week of Admit Date	Length of Stay Bins				Unkno..
	1 to 4 D..	5 to 9 D..	10 to 1..	15+ Days	
August 21, 2022	80	34	8	4	93
August 28, 2022	72	16	8		85
September 4, 2022	37	4			80

T6. Race

Week of Admit ..	Race							
	AI/AN	Asian	Black	Multira..	Other	Pacific I..	Refuse..	White
Null	38	20	28	16	152	6	347	1,190
February 9, 2020								1
February 23, 20..					1			1
March 1, 2020					1		1	5
March 8, 2020		2			2		1	10
March 15, 2020				1	17	1	5	40
March 22, 2020	4	6	6	3	31	1	4	78
March 29, 2020	2	11	5	1	23	4	3	83
April 5, 2020	2	5	1		22	1	3	54
April 12, 2020	1	5	7	5	17		1	67
April 19, 2020	2	2	4	4	17	1	2	67
April 26, 2020	1	3	3		20	2	3	59
May 3, 2020		3			13		2	37
May 10, 2020			2		12	1	1	32
May 17, 2020			2	1	14	2		30
May 24, 2020	1		1	1	9	3	2	21
May 31, 2020	3	2	2	2	16	7	3	22
June 7, 2020	2	2	2	2	13	9	3	35
June 14, 2020	2	3	12	2	17	6	7	46
June 21, 2020	1	4	3	1	26	4	4	64
June 28, 2020	5	5	4	3	28	11	5	44
July 5, 2020	9	8	7	2	40	1	17	77
July 12, 2020	2	2	3		49	2	14	68
July 19, 2020	13	5	2		36	3	11	52
July 26, 2020	5	4	6		38	3	16	61
August 2, 2020	6	3	3	4	46	3	13	66
August 9, 2020	6	5	4	3	38	3	9	74
August 16, 2020	8	5	6		29	5	9	62
August 23, 2020	4	5	3	1	18	4	13	48
August 30, 2020	3	1	4	2	24	3	4	52
September 6, 2..	1	2	4		26	2	7	59
September 13, ..	6	3	3		17	4	4	83
September 20, ..	5	5	7	3	28	1	8	102
September 27, ..	1	2	2	1	23	2	3	74
October 4, 2020	7	5	9	3	25		10	98
October 11, 2020	7	1	8	2	34		12	77
October 18, 2020	3	1	5	3	45		7	70
October 25, 2020	3	6	3	2	40		13	96
November 1, 20..	8	12	11	5	57	5	19	167
November 8, 20..	8	13	11	12	63	4	31	244
November 15, 2..	6	28	13	5	63	7	46	269
November 22, 2..	7	20	17	8	85	5	60	301
November 29, 2..	15	25	18	8	88	2	65	343
December 6, 20..	16	22	13	6	101	4	47	274

T6. Race

Week of Admit ..	Race							
	AI/AN	Asian	Black	Multira..	Other	Pacific I..	Refuse..	White
December 13, 2..	11	28	14	6	74	5	59	296
December 20, 2..	17	13	12	7	69	2	43	258
December 27, 2..	8	5	11	4	70	3	60	250
January 3, 2021	10	14	11	6	58	7	30	267
January 10, 2021	3	5	10	5	57	5	46	221
January 17, 2021	6	3	9	5	51	3	31	181
January 24, 2021	2	6	6	7	45	2	21	172
January 31, 2021	3	6	6	4	39	3	12	145
February 7, 2021	5	11	4	4	38	2	18	126
February 14, 20..	3	4	4	4	36	1	11	107
February 21, 20..	3	6	7	4	26	1	13	94
February 28, 20..		1	7	6	21	7	7	112
March 7, 2021	4	2	5	5	20	1	12	85
March 14, 2021	3	8	7	3	20		14	98
March 21, 2021	2	5	10	3	18	2	11	81
March 28, 2021	3	8	7	4	14	1	17	96
April 4, 2021	3	4	8	3	12		17	105
April 11, 2021	8	6	14	4	21		15	133
April 18, 2021	5	9	8	9	31	3	25	183
April 25, 2021	6	2	17	4	39	1	36	167
May 2, 2021	7	7	14	5	17	3	16	174
May 9, 2021	4	5	10	9	15	1	31	171
May 16, 2021	5	7	10	1	24	1	17	129
May 23, 2021	3	6	5	5	17	1	24	107
May 30, 2021	4	2	5	3	8	2	14	101
June 6, 2021			4	1	11	1	21	99
June 13, 2021	2		13	2	15	2	8	100
June 20, 2021	6		9	2	10		11	86
June 27, 2021	2	1	3	2	19		11	61
July 4, 2021	2	1	4	2	11		12	57
July 11, 2021	1	1	4	3	11		12	80
July 18, 2021	3	1	2	3	13		16	122
July 25, 2021	10	4	12		19	3	34	185
August 1, 2021	7	6	10	9	28	3	56	288
August 8, 2021	9	2	15	9	52	2	76	390
August 15, 2021	15	11	12	9	33		105	468
August 22, 2021	10	11	16	3	44		135	501
August 29, 2021	11	15	11	6	38	3	136	491
September 5, 2..	10	7	14	5	54	6	109	422
September 12, ..	9	11	17	4	35	1	94	387
September 19, ..	6	7	17	3	40	2	82	339
September 26, ..	6	4	10	6	36	4	69	307
October 3, 2021	4	8	16	6	40	2	46	277
October 10, 2021	8	4	11	6	33		49	243

T6. Race

Week of Admit ..	Race							
	AI/AN	Asian	Black	Multira..	Other	Pacific I..	Refuse..	White
October 17, 2021	2	5	14		29	2	46	269
October 24, 2021	12	1	9	2	38	1	56	256
October 31, 2021	3	8	11	2	20	2	48	227
November 7, 20..	2	2	5	1	16	3	46	225
November 14, 2..	7	3	6	2	16		50	171
November 21, 2..	4	10	10	2	24	1	43	186
November 28, 2..	4	4	9	1	18		37	199
December 5, 20..	6	2	6	4	21		53	184
December 12, 2..	3	3	3	3	13	2	36	172
December 19, 2..	2	8	3	1	21		33	171
December 26, 2..	5	5	11	3	28	2	48	278
January 2, 2022	7	15	24	5	52	4	57	380
January 9, 2022	7	24	36	5	61	5	59	452
January 16, 2022	10	17	26	9	65	2	72	589
January 23, 2022	15	20	30	4	66	2	112	567
January 30, 2022	20	15	16	2	56	2	93	564
February 6, 2022	11	20	16	2	70		65	429
February 13, 20..	8	9	12	2	30	2	62	361
February 20, 20..	4	7	9		29		55	245
February 27, 20..	4	5	10	2	12	1	26	196
March 6, 2022	3	2	6	1	19		18	131
March 13, 2022		3	3		8		12	104
March 20, 2022	2	2	1		10		11	69
March 27, 2022	1		4		10	1	10	53
April 3, 2022		3	2	1	6		7	64
April 10, 2022	1		4		8		7	65
April 17, 2022	2	3	5		13	1	18	78
April 24, 2022	2	3	3		12	1	20	107
May 1, 2022	3	3	4	2	10		19	124
May 8, 2022	5	4	9		13	1	34	172
May 15, 2022	4	11	6	1	18		24	189
May 22, 2022	1	8	10	2	11		20	194
May 29, 2022	3	5	9	1	19	1	38	204
June 5, 2022	2	11	5	1	14	1	32	176
June 12, 2022	2	7	10	1	25		21	188
June 19, 2022	3	10	11		15	1	32	245
June 26, 2022	4	9	11	2	20		41	229
July 3, 2022	2	4	4	2	22		43	219
July 10, 2022	6	12	7	2	20	1	51	239
July 17, 2022	2	11	1	3	23	1	37	214
July 24, 2022	3	10	12	1	21		57	215
July 31, 2022		7	8	1	17		42	210
August 7, 2022	3	3	13		12		29	177
August 14, 2022	2	12	6	4	18		25	181

T6. Race

Week of Admit ..	Race							
	AI/AN	Asian	Black	Multira..	Other	Pacific I..	Refuse..	White
August 21, 2022	3	6	2		11		21	176
August 28, 2022	2	4	2	1	8		24	140
September 4, 2..	2	5	2		9		14	89

T7. Ethnicity

Week of Admit Date	Ethnicity		
	Hispanic	Not His..	Refuse..
Null	183	1,065	549
February 9, 2020		1	
February 23, 2020	1	1	
March 1, 2020	1	5	1
March 8, 2020	3	11	1
March 15, 2020	18	42	4
March 22, 2020	39	91	3
March 29, 2020	26	100	6
April 5, 2020	23	61	4
April 12, 2020	18	81	4
April 19, 2020	20	79	
April 26, 2020	22	61	8
May 3, 2020	16	38	1
May 10, 2020	15	31	2
May 17, 2020	16	30	3
May 24, 2020	12	21	5
May 31, 2020	18	33	6
June 7, 2020	14	46	8
June 14, 2020	21	67	7
June 21, 2020	34	62	11
June 28, 2020	32	66	7
July 5, 2020	49	93	19
July 12, 2020	52	75	13
July 19, 2020	40	68	14
July 26, 2020	44	74	15
August 2, 2020	51	79	14
August 9, 2020	44	82	16
August 16, 2020	38	78	8
August 23, 2020	24	58	14
August 30, 2020	28	56	9
September 6, 2020	32	59	10
September 13, 2020	14	93	13
September 20, 2020	36	113	10
September 27, 2020	23	74	11
October 4, 2020	25	108	24
October 11, 2020	36	87	18
October 18, 2020	46	76	12
October 25, 2020	44	97	22
November 1, 2020	64	175	45
November 8, 2020	70	242	74
November 15, 2020	78	251	108
November 22, 2020	86	276	141
November 29, 2020	95	334	135
December 6, 2020	103	266	114

T7. Ethnicity

Week of Admit Date	Ethnicity		
	Hispanic	Not His..	Refuse..
December 13, 2020	82	287	124
December 20, 2020	66	257	98
December 27, 2020	72	241	98
January 3, 2021	53	260	90
January 10, 2021	56	209	87
January 17, 2021	43	182	64
January 24, 2021	44	155	62
January 31, 2021	35	145	38
February 7, 2021	39	135	34
February 14, 2021	31	108	31
February 21, 2021	29	104	21
February 28, 2021	19	115	27
March 7, 2021	25	88	21
March 14, 2021	16	115	22
March 21, 2021	16	95	21
March 28, 2021	17	108	25
April 4, 2021	13	108	31
April 11, 2021	27	128	46
April 18, 2021	38	195	40
April 25, 2021	45	155	72
May 2, 2021	26	178	39
May 9, 2021	21	172	53
May 16, 2021	26	134	34
May 23, 2021	18	111	39
May 30, 2021	8	105	26
June 6, 2021	14	93	30
June 13, 2021	11	100	31
June 20, 2021	10	87	27
June 27, 2021	12	64	23
July 4, 2021	7	58	24
July 11, 2021	10	75	27
July 18, 2021	14	109	37
July 25, 2021	19	179	69
August 1, 2021	26	230	151
August 8, 2021	44	325	186
August 15, 2021	36	384	233
August 22, 2021	33	423	264
August 29, 2021	38	426	247
September 5, 2021	44	380	203
September 12, 2021	34	337	187
September 19, 2021	29	297	170
September 26, 2021	33	232	177
October 3, 2021	31	233	135
October 10, 2021	24	204	126

T7. Ethnicity

Week of Admit Date	Ethnicity		
	Hispanic	Not His..	Refuse..
October 17, 2021	23	214	130
October 24, 2021	26	218	131
October 31, 2021	20	202	99
November 7, 2021	14	185	101
November 14, 2021	14	153	88
November 21, 2021	18	190	72
November 28, 2021	17	191	64
December 5, 2021	25	176	75
December 12, 2021	7	154	74
December 19, 2021	18	169	52
December 26, 2021	21	275	84
January 2, 2022	44	392	108
January 9, 2022	60	459	130
January 16, 2022	62	578	150
January 23, 2022	57	550	209
January 30, 2022	69	514	185
February 6, 2022	47	418	148
February 13, 2022	27	343	116
February 20, 2022	23	229	97
February 27, 2022	15	190	51
March 6, 2022	19	118	43
March 13, 2022	8	92	30
March 20, 2022	6	70	19
March 27, 2022	6	58	15
April 3, 2022	6	65	12
April 10, 2022	7	70	8
April 17, 2022	9	88	23
April 24, 2022	10	109	29
May 1, 2022	8	125	32
May 8, 2022	11	182	45
May 15, 2022	11	197	45
May 22, 2022	10	205	31
May 29, 2022	19	206	55
June 5, 2022	12	183	47
June 12, 2022	14	194	46
June 19, 2022	15	250	52
June 26, 2022	18	243	55
July 3, 2022	17	215	64
July 10, 2022	14	244	80
July 17, 2022	17	222	53
July 24, 2022	17	224	78
July 31, 2022	17	204	64
August 7, 2022	13	176	48
August 14, 2022	17	186	45

T7. Ethnicity

Week of Admit Date	Ethnicity		
	Hispanic	Not His..	Refuse..
August 21, 2022	9	176	34
August 28, 2022	6	135	40
September 4, 2022	7	87	27

T8. Hospitalization Status

Day of DOD	Hosp		
	Yes	No	Unkno..
Null	3	2	1
March 14, 2020	1	1	
March 17, 2020	1		
March 20, 2020	1		
March 22, 2020	2	1	
March 23, 2020	2		
March 24, 2020	2		
March 25, 2020	1	1	
March 27, 2020	1		
March 28, 2020	1		
March 29, 2020	2	2	
March 30, 2020	1	2	
April 1, 2020	3	1	1
April 2, 2020	1	4	
April 3, 2020		3	
April 4, 2020	1	2	
April 5, 2020	1	3	
April 6, 2020	3	1	
April 7, 2020	4		
April 8, 2020	4		
April 9, 2020		1	
April 10, 2020	3		
April 11, 2020	2	1	
April 12, 2020	4		1
April 13, 2020	1	1	
April 14, 2020	2	2	
April 15, 2020	1	1	
April 16, 2020	3		
April 17, 2020	2		
April 18, 2020	2	2	
April 19, 2020	2		
April 20, 2020	2	1	
April 21, 2020	2		
April 22, 2020	3	2	
April 23, 2020	2		
April 24, 2020	1		
April 25, 2020	4	1	
April 26, 2020	3		
April 27, 2020	2		
April 29, 2020	1		
April 30, 2020	2		
May 1, 2020	3		
May 2, 2020	5		
May 3, 2020	2		

T8. Hospitalization Status

Day of DOD	Hosp		
	Yes	No	Unkno..
May 4, 2020	3		
May 5, 2020	3	1	
May 6, 2020	3	1	
May 7, 2020	1		
May 8, 2020	4		
May 9, 2020	2	1	
May 10, 2020	2		1
May 11, 2020	2		
May 12, 2020	2		1
May 13, 2020	2		
May 15, 2020			1
May 16, 2020		2	
May 17, 2020		2	
May 18, 2020	1	1	
May 19, 2020	1		
May 20, 2020	2		
May 22, 2020	1		
May 23, 2020	1		
May 24, 2020	1		
May 25, 2020	1		
May 26, 2020	2		
May 27, 2020	1		
May 28, 2020	1		
May 29, 2020	1	1	
May 30, 2020	1		1
May 31, 2020	1	1	
June 1, 2020	1		
June 2, 2020	1		
June 3, 2020	2	1	
June 4, 2020	1		
June 7, 2020	1		
June 8, 2020	2	1	
June 10, 2020	3	2	
June 11, 2020	2	2	
June 12, 2020		1	
June 13, 2020	1	1	
June 14, 2020	2	1	
June 15, 2020	1	2	
June 16, 2020		2	
June 18, 2020		1	1
June 19, 2020	1		
June 20, 2020	1	1	
June 21, 2020		2	
June 22, 2020	1	1	

T8. Hospitalization Status

Day of DOD	Hosp		
	Yes	No	Unkno..
June 23, 2020	2	1	
June 24, 2020	1	1	
June 25, 2020	2	1	
June 26, 2020	1		
June 27, 2020	1		
June 28, 2020	3	1	
June 29, 2020	1	3	
June 30, 2020	4		
July 1, 2020	1	1	
July 2, 2020	3	1	
July 3, 2020	1	1	
July 4, 2020	1	1	
July 5, 2020	2		1
July 6, 2020	1	1	
July 7, 2020	2	2	
July 8, 2020	1	2	
July 9, 2020	1	1	
July 10, 2020		1	
July 11, 2020	1	2	
July 12, 2020	2	1	
July 13, 2020	1	2	
July 14, 2020	2		2
July 15, 2020	3	2	
July 16, 2020	3	1	1
July 17, 2020	4	1	
July 18, 2020	3	3	
July 19, 2020	4		
July 20, 2020	3		
July 21, 2020	6		
July 22, 2020	3	1	
July 23, 2020	3	3	1
July 24, 2020	2	1	
July 25, 2020	3		1
July 26, 2020	4	1	
July 27, 2020	2	3	1
July 28, 2020	6	3	1
July 29, 2020	4		
July 30, 2020	3		
July 31, 2020	1	1	
August 1, 2020	6	1	
August 2, 2020	2	1	1
August 3, 2020	2	1	
August 4, 2020		1	4
August 5, 2020	3	3	

T8. Hospitalization Status

Day of DOD	Hosp		
	Yes	No	Unkno..
August 6, 2020	5		
August 7, 2020	3	2	
August 8, 2020	3	1	1
August 9, 2020	4	4	
August 10, 2020	1	1	1
August 11, 2020	5	1	
August 12, 2020	2	1	
August 13, 2020	3		
August 14, 2020	2	2	
August 15, 2020	7	4	
August 16, 2020	2	2	
August 17, 2020	1	1	
August 18, 2020	2	2	
August 19, 2020	4		
August 20, 2020	1		
August 21, 2020	5	2	
August 22, 2020	5		
August 23, 2020	3	5	
August 24, 2020		2	
August 25, 2020	3	2	
August 26, 2020	4	2	
August 27, 2020	3		
August 28, 2020	6		
August 29, 2020	5	1	
August 30, 2020	1		
August 31, 2020	1	1	
September 1, 2020	2	1	
September 2, 2020	3	2	
September 3, 2020	3	2	
September 4, 2020	2	2	
September 5, 2020	2	3	
September 6, 2020	3	2	
September 7, 2020	1	2	
September 8, 2020	3	2	
September 9, 2020		2	
September 10, 2020	4		
September 11, 2020	4	2	
September 12, 2020	1	2	
September 13, 2020	2	1	
September 14, 2020	2		
September 15, 2020	3		
September 16, 2020			1
September 17, 2020	2	1	
September 18, 2020	5		

T8. Hospitalization Status

Day of DOD	Hosp		
	Yes	No	Unkno..
September 19, 2020	1		
September 20, 2020	4	2	
September 21, 2020	1		
September 22, 2020	3		
September 23, 2020	3		
September 24, 2020	2	1	
September 25, 2020	1		1
September 26, 2020	2		1
September 27, 2020	2		1
September 28, 2020	1		1
September 29, 2020	1		
September 30, 2020	4	1	1
October 1, 2020	2	2	
October 2, 2020	4		1
October 3, 2020	2		1
October 4, 2020	4	1	
October 5, 2020	5	1	2
October 6, 2020	2	1	2
October 7, 2020	2	1	
October 8, 2020		2	
October 9, 2020	3		
October 10, 2020	1	2	
October 11, 2020	2	2	
October 12, 2020	4	1	
October 13, 2020	5		
October 14, 2020	3	2	
October 15, 2020	3	1	
October 16, 2020	3		
October 17, 2020	10	3	
October 18, 2020	5		
October 19, 2020	4		
October 20, 2020	1	1	1
October 21, 2020	3		1
October 22, 2020	1		1
October 23, 2020	3		1
October 24, 2020	7	1	1
October 25, 2020	5	2	
October 26, 2020	3		
October 27, 2020	1	1	
October 28, 2020	1	2	
October 29, 2020	6	4	
October 30, 2020	7		
October 31, 2020	6		1
November 1, 2020	5	2	1

T8. Hospitalization Status

Day of DOD	Hosp		
	Yes	No	Unkno..
November 2, 2020	5	1	1
November 3, 2020	4		2
November 4, 2020	4	2	1
November 5, 2020	1	1	
November 6, 2020	1	1	
November 7, 2020	5	2	1
November 8, 2020	8	1	1
November 9, 2020	6	3	1
November 10, 2020	5		
November 11, 2020	5	3	1
November 12, 2020		1	1
November 13, 2020	6	5	2
November 14, 2020	4	4	
November 15, 2020	6	5	
November 16, 2020	2	5	4
November 17, 2020	9	4	3
November 18, 2020	7	4	1
November 19, 2020	12	2	1
November 20, 2020	7	5	
November 21, 2020	8	3	2
November 22, 2020	10	7	
November 23, 2020	15	6	1
November 24, 2020	7	3	3
November 25, 2020	15	6	4
November 26, 2020	12	7	1
November 27, 2020	18	4	2
November 28, 2020	11	4	
November 29, 2020	14	6	2
November 30, 2020	10	3	3
December 1, 2020	14	9	2
December 2, 2020	15	5	5
December 3, 2020	15	3	4
December 4, 2020	12	6	2
December 5, 2020	13	4	2
December 6, 2020	15	9	7
December 7, 2020	12	7	1
December 8, 2020	10	6	4
December 9, 2020	22	9	3
December 10, 2020	7	6	2
December 11, 2020	11	3	
December 12, 2020	14	4	5
December 13, 2020	12	9	2
December 14, 2020	4	7	3
December 15, 2020	20	5	6

T8. Hospitalization Status

Day of DOD	Hosp		
	Yes	No	Unkno..
December 16, 2020	14	3	
December 17, 2020	11	4	4
December 18, 2020	10	8	2
December 19, 2020	6	9	3
December 20, 2020	15	4	6
December 21, 2020	15	7	
December 22, 2020	12	2	
December 23, 2020	10	5	5
December 24, 2020	10	2	1
December 25, 2020	10	7	1
December 26, 2020	10	2	2
December 27, 2020	8	2	3
December 28, 2020	12	4	1
December 29, 2020	8	6	3
December 30, 2020	15	5	3
December 31, 2020	9	4	3
January 1, 2021	17	5	3
January 2, 2021	14	5	6
January 3, 2021	10	3	2
January 4, 2021	11	11	2
January 5, 2021	10	7	2
January 6, 2021	9	4	1
January 7, 2021	9	2	5
January 8, 2021	13	11	3
January 9, 2021	8	4	3
January 10, 2021	9	7	2
January 11, 2021	9	7	3
January 12, 2021	8	3	2
January 13, 2021	7	3	2
January 14, 2021	8	4	1
January 15, 2021	12	3	
January 16, 2021	15	3	
January 17, 2021	13	2	1
January 18, 2021	11	2	1
January 19, 2021	6	4	1
January 20, 2021	13	2	
January 21, 2021	13	3	
January 22, 2021	4	6	3
January 23, 2021	14	3	
January 24, 2021	7	3	1
January 25, 2021	8	5	
January 26, 2021	17	2	1
January 27, 2021	7	4	1
January 28, 2021	10	3	1

T8. Hospitalization Status

Day of DOD	Hosp		
	Yes	No	Unkno..
January 29, 2021	12	1	2
January 30, 2021	8	4	
January 31, 2021	7	3	2
February 1, 2021	6	2	2
February 2, 2021	14	2	1
February 3, 2021	5	2	1
February 4, 2021	4	4	
February 5, 2021	7	1	1
February 6, 2021	6	2	
February 7, 2021	6	1	
February 8, 2021	6	1	
February 9, 2021	1	2	
February 10, 2021	7	3	1
February 11, 2021	9	1	
February 12, 2021	6	2	1
February 13, 2021	3		
February 14, 2021	8	3	
February 15, 2021	6	1	
February 16, 2021		2	1
February 17, 2021	2	2	1
February 18, 2021	6	1	
February 19, 2021	6	2	
February 20, 2021	2		1
February 21, 2021	4	1	
February 22, 2021	6		
February 23, 2021	9	2	1
February 24, 2021	3		
February 25, 2021	2		
February 26, 2021	3	3	1
February 27, 2021	1	3	
February 28, 2021	8	1	
March 1, 2021	2	2	
March 2, 2021	5	2	
March 3, 2021	5	1	
March 4, 2021	2		
March 5, 2021	5		
March 6, 2021		4	
March 7, 2021	3		
March 8, 2021	6		1
March 9, 2021	2		1
March 10, 2021	3		1
March 11, 2021	2		1
March 12, 2021	1		
March 13, 2021	3		

T8. Hospitalization Status

Day of DOD	Hosp		
	Yes	No	Unkno..
March 14, 2021	4	1	1
March 15, 2021	6		
March 16, 2021		2	
March 17, 2021	2	1	
March 18, 2021	3	1	
March 19, 2021	6		
March 20, 2021	4		
March 21, 2021	3	4	
March 22, 2021	3		
March 23, 2021	5	1	
March 24, 2021	6		
March 25, 2021	3	1	
March 26, 2021	5		
March 27, 2021	2	2	
March 28, 2021	2	1	
March 29, 2021	4		
March 30, 2021	4	2	2
March 31, 2021	3		
April 2, 2021	2	1	
April 3, 2021	7	2	
April 4, 2021	1		
April 5, 2021	7		
April 6, 2021	3	1	1
April 7, 2021	4	1	1
April 8, 2021		1	
April 9, 2021	3		
April 10, 2021	1	1	1
April 11, 2021			1
April 12, 2021	1		
April 13, 2021	3	1	1
April 14, 2021	6		1
April 15, 2021	3		2
April 16, 2021	3		
April 17, 2021		2	1
April 18, 2021	4		
April 19, 2021		2	
April 20, 2021	3	1	
April 21, 2021	2	2	1
April 22, 2021	5	2	
April 23, 2021	4		
April 24, 2021	2		1
April 25, 2021	2		
April 26, 2021	4	3	
April 27, 2021	6	1	1

T8. Hospitalization Status

Day of DOD	Hosp		
	Yes	No	Unkno..
April 28, 2021	2	1	
April 29, 2021	7	1	1
April 30, 2021	2		
May 1, 2021	6		1
May 2, 2021	5		1
May 3, 2021	4	2	1
May 4, 2021	7		
May 5, 2021	6	2	1
May 6, 2021	7		
May 7, 2021	9		
May 8, 2021	7	1	
May 9, 2021	5	2	
May 10, 2021	8		
May 11, 2021	4	1	3
May 12, 2021	3	4	1
May 13, 2021	6	1	1
May 14, 2021	10		1
May 15, 2021	3	1	1
May 16, 2021	5		
May 17, 2021	5	1	2
May 18, 2021	11	1	1
May 19, 2021	6		1
May 20, 2021	6		2
May 21, 2021	9	3	2
May 22, 2021	4	2	
May 23, 2021	1	3	1
May 24, 2021	3	1	1
May 25, 2021	1		2
May 26, 2021	6	1	1
May 27, 2021	7	1	
May 28, 2021	1	2	2
May 29, 2021	4	1	1
May 30, 2021	2	3	3
May 31, 2021	3	1	
June 1, 2021	4	1	1
June 2, 2021	5	3	
June 3, 2021	3		1
June 4, 2021	6		
June 5, 2021	2		
June 6, 2021	5	1	
June 7, 2021	5		
June 8, 2021	3	1	1
June 9, 2021		1	
June 10, 2021	4	1	

T8. Hospitalization Status

Day of DOD	Hosp		
	Yes	No	Unkno..
June 11, 2021	2		1
June 12, 2021	1	1	2
June 13, 2021	2	2	
June 14, 2021	2	1	1
June 15, 2021	5		1
June 16, 2021	1		
June 17, 2021	4		1
June 18, 2021	7	1	
June 19, 2021	2	1	1
June 20, 2021	2		
June 21, 2021	2		
June 22, 2021	3		
June 23, 2021	3	1	
June 24, 2021	2		1
June 25, 2021	2	3	
June 26, 2021	1		
June 28, 2021	3	1	
June 29, 2021	6		1
June 30, 2021	2		
July 1, 2021	2		
July 2, 2021	1	2	
July 3, 2021	2		
July 4, 2021	2		
July 5, 2021	1	1	
July 6, 2021	6		
July 7, 2021	1		
July 8, 2021	4	1	1
July 9, 2021		1	
July 12, 2021	1		
July 13, 2021	3	1	
July 14, 2021	2		
July 15, 2021	2	1	
July 16, 2021	3	1	
July 17, 2021	2	1	
July 18, 2021	2	1	
July 19, 2021	1		
July 20, 2021	3	1	1
July 21, 2021	1		
July 22, 2021	1		1
July 23, 2021	3		1
July 24, 2021	4	1	1
July 25, 2021	4	2	
July 26, 2021		2	1
July 27, 2021	1	1	2

T8. Hospitalization Status

Day of DOD	Hosp		
	Yes	No	Unkno..
July 28, 2021	2	1	1
July 29, 2021	5	3	
July 30, 2021	3	1	
July 31, 2021	4	2	1
August 1, 2021	3		
August 2, 2021	7		1
August 3, 2021	7	1	
August 4, 2021	7	2	2
August 5, 2021	9		4
August 6, 2021	7	2	
August 7, 2021	5	3	5
August 8, 2021	6	1	1
August 9, 2021	3	3	4
August 10, 2021	13	1	1
August 11, 2021	9	4	5
August 12, 2021	7	3	2
August 13, 2021	8	2	5
August 14, 2021	12	2	2
August 15, 2021	11	2	
August 16, 2021	8	2	2
August 17, 2021	20	4	4
August 18, 2021	12	3	3
August 19, 2021	17	11	6
August 20, 2021	16	4	4
August 21, 2021	15	4	8
August 22, 2021	21	4	4
August 23, 2021	19	7	3
August 24, 2021	17	4	4
August 25, 2021	13	5	6
August 26, 2021	21	6	5
August 27, 2021	20	3	8
August 28, 2021	20	2	7
August 29, 2021	27	3	5
August 30, 2021	23	5	8
August 31, 2021	22		2
September 1, 2021	38	4	5
September 2, 2021	22	4	6
September 3, 2021	27	4	8
September 4, 2021	28	5	8
September 5, 2021	30	3	6
September 6, 2021	28	3	5
September 7, 2021	25	4	8
September 8, 2021	16	7	4
September 9, 2021	25	4	3

T8. Hospitalization Status

Day of DOD	Hosp		
	Yes	No	Unkno..
September 10, 2021	22	2	9
September 11, 2021	26	4	4
September 12, 2021	24	4	8
September 13, 2021	21	7	2
September 14, 2021	21	2	8
September 15, 2021	14	6	4
September 16, 2021	20	4	8
September 17, 2021	21	6	3
September 18, 2021	24	2	6
September 19, 2021	16	2	6
September 20, 2021	25	4	7
September 21, 2021	16	3	6
September 22, 2021	20	7	3
September 23, 2021	21	6	7
September 24, 2021	28	2	3
September 25, 2021	17	2	6
September 26, 2021	17	3	5
September 27, 2021	12	10	4
September 28, 2021	13	2	8
September 29, 2021	18	2	5
September 30, 2021	11	4	6
October 1, 2021	16	1	6
October 2, 2021	19	4	6
October 3, 2021	23	3	3
October 4, 2021	27	2	4
October 5, 2021	15		3
October 6, 2021	22	2	3
October 7, 2021	14	7	3
October 8, 2021	25	3	3
October 9, 2021	12	2	3
October 10, 2021	7	1	3
October 11, 2021	25	2	6
October 12, 2021	8		2
October 13, 2021	10	3	4
October 14, 2021	14	1	7
October 15, 2021	20	1	1
October 16, 2021	7	1	2
October 17, 2021	12	1	6
October 18, 2021	16	2	7
October 19, 2021	15	3	4
October 20, 2021	17	1	4
October 21, 2021	8	4	4
October 22, 2021	13	4	6
October 23, 2021	17	3	6

T8. Hospitalization Status

Day of DOD	Hosp		
	Yes	No	Unkno..
October 24, 2021	15	2	2
October 25, 2021	13	4	3
October 26, 2021	14	2	1
October 27, 2021	21	4	7
October 28, 2021	13	3	5
October 29, 2021	10	2	1
October 30, 2021	11	1	3
October 31, 2021	11	3	3
November 1, 2021	12	3	3
November 2, 2021	9	4	3
November 3, 2021	11	1	2
November 4, 2021	13	3	4
November 5, 2021	11		2
November 6, 2021	12	2	1
November 7, 2021	9	1	3
November 8, 2021	3	2	1
November 9, 2021	12		2
November 10, 2021	7	1	5
November 11, 2021	11	1	6
November 12, 2021	5		2
November 13, 2021	13	1	2
November 14, 2021	6	1	2
November 15, 2021	12	1	3
November 16, 2021	11	1	3
November 17, 2021	10		2
November 18, 2021	12	2	2
November 19, 2021	15	1	1
November 20, 2021	8	1	4
November 21, 2021	9	3	4
November 22, 2021	5		4
November 23, 2021	12	2	2
November 24, 2021	9	1	2
November 25, 2021	6	1	4
November 26, 2021	11		2
November 27, 2021	17	2	1
November 28, 2021	9	1	3
November 29, 2021	2	2	1
November 30, 2021	18		5
December 1, 2021	6		4
December 2, 2021	11	1	3
December 3, 2021	6		4
December 4, 2021	4	1	3
December 5, 2021	6	2	2
December 6, 2021	10	3	4

T8. Hospitalization Status

Day of DOD	Hosp		
	Yes	No	Unkno..
December 7, 2021	7		4
December 8, 2021	10	1	1
December 9, 2021	10	4	4
December 10, 2021	9	2	2
December 11, 2021	5	3	2
December 12, 2021	12		3
December 13, 2021	12	1	3
December 14, 2021	10		
December 15, 2021	7	3	1
December 16, 2021	4	1	3
December 17, 2021	3	1	1
December 18, 2021	5	3	2
December 19, 2021	9		
December 20, 2021	10	1	
December 21, 2021	7		2
December 22, 2021	6	3	2
December 23, 2021	7	3	2
December 24, 2021	9	1	4
December 25, 2021	6		
December 26, 2021	14		2
December 27, 2021	8	2	
December 28, 2021	8		
December 29, 2021	7	1	2
December 30, 2021	10	1	2
December 31, 2021	5	3	4
January 1, 2022	8	1	4
January 2, 2022	10	1	2
January 3, 2022	7		2
January 4, 2022	5		4
January 5, 2022	11		4
January 6, 2022	11	1	1
January 7, 2022	14	2	4
January 8, 2022	9		2
January 9, 2022	8		1
January 10, 2022	10		2
January 11, 2022	12	1	6
January 12, 2022	17	3	10
January 13, 2022	13		5
January 14, 2022	10	1	3
January 15, 2022	7	5	5
January 16, 2022	16	3	6
January 17, 2022	15		7
January 18, 2022	10		8
January 19, 2022	12	2	6

T8. Hospitalization Status

Day of DOD	Hosp		
	Yes	No	Unkno..
January 20, 2022	17	1	5
January 21, 2022	20	3	6
January 22, 2022	13	1	6
January 23, 2022	14	2	11
January 24, 2022	9	2	5
January 25, 2022	23	3	4
January 26, 2022	21	3	8
January 27, 2022	15		12
January 28, 2022	26	2	11
January 29, 2022	17	2	8
January 30, 2022	13	2	9
January 31, 2022	15	4	10
February 1, 2022	8	4	7
February 2, 2022	16	3	12
February 3, 2022	19	1	7
February 4, 2022	19	4	6
February 5, 2022	24	2	11
February 6, 2022	10		5
February 7, 2022	11	1	6
February 8, 2022	21	1	5
February 9, 2022	27	1	7
February 10, 2022	23	3	18
February 11, 2022	16	1	10
February 12, 2022	14		8
February 13, 2022	21	1	3
February 14, 2022	16	2	2
February 15, 2022	16	1	8
February 16, 2022	18	1	2
February 17, 2022	15	2	6
February 18, 2022	14	1	3
February 19, 2022	20		4
February 20, 2022	22	2	1
February 21, 2022	12	2	7
February 22, 2022	18		5
February 23, 2022	9	1	1
February 24, 2022	19	1	3
February 25, 2022	17		3
February 26, 2022	12		1
February 27, 2022	12	1	4
February 28, 2022	9	3	4
March 1, 2022	12	2	2
March 2, 2022	9	1	6
March 3, 2022	14	2	3
March 4, 2022	11	1	

T8. Hospitalization Status

Day of DOD	Hosp		
	Yes	No	Unkno..
March 5, 2022	12		5
March 6, 2022	7		2
March 7, 2022	8		
March 8, 2022	7		4
March 9, 2022	6		1
March 10, 2022	4		4
March 11, 2022	7	1	3
March 12, 2022	4	2	6
March 13, 2022	4		1
March 14, 2022	3		4
March 15, 2022	2		1
March 16, 2022	9	2	1
March 17, 2022	4		3
March 18, 2022	9	1	
March 19, 2022	9		
March 20, 2022	2	1	5
March 21, 2022	4	1	1
March 22, 2022	4	2	
March 23, 2022	2		
March 24, 2022	4		2
March 25, 2022			1
March 26, 2022	1		1
March 27, 2022	2		1
March 28, 2022	5	1	
March 29, 2022	3		1
March 30, 2022	4	1	
March 31, 2022	2		3
April 1, 2022	2		1
April 2, 2022	2		1
April 3, 2022	1		2
April 4, 2022	1		2
April 5, 2022	2		
April 6, 2022	5		
April 7, 2022	3		1
April 8, 2022	3	1	
April 9, 2022	1		
April 10, 2022	1		2
April 11, 2022	2		1
April 12, 2022	3	1	1
April 13, 2022	3		2
April 14, 2022	3	1	
April 15, 2022	2		
April 16, 2022	1		
April 17, 2022			3

T8. Hospitalization Status

Day of DOD	Hosp		
	Yes	No	Unkno..
April 18, 2022	5		
April 19, 2022			1
April 20, 2022	2	1	1
April 21, 2022	2		
April 22, 2022	3	1	1
April 23, 2022	2		1
April 24, 2022			3
April 25, 2022	1	2	
April 26, 2022	6		
April 27, 2022	1		3
April 28, 2022	2		
April 29, 2022	2		1
April 30, 2022	2	1	
May 1, 2022	1		
May 2, 2022	5		
May 3, 2022	2		2
May 4, 2022	3	1	4
May 5, 2022	4		
May 6, 2022	6	1	
May 7, 2022	1		
May 8, 2022	3		2
May 9, 2022	3		
May 10, 2022	2	1	1
May 11, 2022	7		
May 12, 2022	5	1	1
May 13, 2022	2		1
May 14, 2022	2	1	1
May 15, 2022	2	1	1
May 16, 2022	2		2
May 17, 2022	3	1	1
May 18, 2022	2	1	1
May 19, 2022	1	1	1
May 20, 2022	4		2
May 21, 2022	6		1
May 22, 2022	4		1
May 23, 2022	1	1	1
May 24, 2022	3		
May 25, 2022	2		2
May 26, 2022	4		2
May 27, 2022	2	1	
May 28, 2022	3	1	1
May 29, 2022	2		
May 30, 2022	4		5
May 31, 2022	5		3

T8. Hospitalization Status

Day of DOD	Hosp		
	Yes	No	Unkno..
June 1, 2022	7	1	3
June 2, 2022	7	1	1
June 3, 2022		2	2
June 4, 2022	2		1
June 5, 2022	5		1
June 6, 2022	2	1	1
June 7, 2022	3		2
June 8, 2022	4	2	2
June 9, 2022	2	1	
June 10, 2022	2		2
June 11, 2022	4		
June 12, 2022	4	1	2
June 13, 2022	3		1
June 14, 2022	3		4
June 15, 2022	2		
June 16, 2022	3		
June 17, 2022	5	1	
June 18, 2022	7		
June 19, 2022	6	3	3
June 20, 2022	5		
June 21, 2022	3	2	1
June 22, 2022	5	1	2
June 23, 2022	6		1
June 24, 2022	5		3
June 25, 2022	1	1	
June 26, 2022	1		
June 27, 2022	2	2	1
June 28, 2022	3		2
June 29, 2022	3	1	4
June 30, 2022	4	1	2
July 1, 2022	4	2	
July 2, 2022	4		1
July 3, 2022	4	2	1
July 4, 2022	3		
July 5, 2022	4		1
July 6, 2022	5		
July 7, 2022	3	1	3
July 8, 2022	3		3
July 9, 2022	2	1	3
July 10, 2022	1	1	3
July 11, 2022	11	1	2
July 12, 2022	5	2	3
July 13, 2022	4	2	4
July 14, 2022	3		4

T8. Hospitalization Status

Day of DOD	Hosp		
	Yes	No	Unkno..
July 15, 2022	4		3
July 16, 2022	3	2	2
July 17, 2022	5	2	1
July 18, 2022	3	1	2
July 19, 2022	8	1	6
July 20, 2022	9	2	3
July 21, 2022	2	3	1
July 22, 2022	4	1	4
July 23, 2022	2		2
July 24, 2022	4	1	4
July 25, 2022	4		1
July 26, 2022	2	2	3
July 27, 2022	6		4
July 28, 2022	4	2	
July 29, 2022	2		3
July 30, 2022	5	2	
July 31, 2022	2	1	1
August 1, 2022	6	2	1
August 2, 2022	7		3
August 3, 2022	5		1
August 4, 2022	1		
August 5, 2022	3	1	2
August 6, 2022	7	1	1
August 7, 2022	4		2
August 8, 2022	7	1	
August 9, 2022	4		2
August 10, 2022	5		2
August 11, 2022	5	2	1
August 12, 2022	4		5
August 13, 2022	2		1
August 14, 2022	5	1	1
August 15, 2022	6		3
August 16, 2022			1
August 17, 2022	2		2
August 18, 2022	1		1
August 19, 2022	5		1
August 20, 2022	2		
August 21, 2022	3		3
August 22, 2022	1		2
August 23, 2022	5	1	1
August 24, 2022	5	2	1
August 25, 2022	4	1	
August 26, 2022	5		1
August 27, 2022			2

T8. Hospitalization Status

Day of DOD	Hosp		
	Yes	No	Unkno..
August 28, 2022	3		2
August 29, 2022	3	1	1
August 30, 2022	2		1
August 31, 2022	3		1
September 1, 2022	2		
September 2, 2022	1		1
September 3, 2022	1		
September 4, 2022	3	1	
September 5, 2022			1
September 6, 2022			1
September 9, 2022			1
September 10, 2022	1		1

T9. Underlying Conditions

Week of DOD	Underlying Cond		
	Yes	No	Unkno..
Null	1		5
March 8, 2020	1	1	
March 15, 2020	2		
March 22, 2020	10		1
March 29, 2020	20		3
April 5, 2020	23		
April 12, 2020	22		
April 19, 2020	20		
April 26, 2020	15		1
May 3, 2020	19	1	1
May 10, 2020	12		1
May 17, 2020	9		
May 24, 2020	10		
May 31, 2020	8		
June 7, 2020	16		
June 14, 2020	12		1
June 21, 2020	14		
June 28, 2020	22		
July 5, 2020	14	2	2
July 12, 2020	25	2	4
July 19, 2020	28		3
July 26, 2020	32		5
August 2, 2020	28		5
August 9, 2020	32		6
August 16, 2020	25		2
August 23, 2020	32	1	3
August 30, 2020	24	1	
September 6, 2020	26	1	1
September 13, 2020	15	1	2
September 20, 2020	18	1	2
September 27, 2020	23		1
October 4, 2020	28		1
October 11, 2020	38		1
October 18, 2020	29	1	1
October 25, 2020	33	4	2
November 1, 2020	37	1	2
November 8, 2020	46	4	7
November 15, 2020	76	5	9
November 22, 2020	121	2	13
November 29, 2020	127	4	18
December 6, 2020	139	6	12
December 13, 2020	123	4	15
December 20, 2020	117	2	7
December 27, 2020	125	1	10

T9. Underlying Conditions

Week of DOD	Underlying Cond		
	Yes	No	Unkno..
January 3, 2021	121	2	7
January 10, 2021	95	1	12
January 17, 2021	90	1	11
January 24, 2021	88	6	3
January 31, 2021	61	4	7
February 7, 2021	43	1	6
February 14, 2021	41		3
February 21, 2021	37		2
February 28, 2021	36	1	
March 7, 2021	21	1	2
March 14, 2021	24		7
March 21, 2021	32	1	2
March 28, 2021	26	1	3
April 4, 2021	23	1	2
April 11, 2021	19	1	5
April 18, 2021	24	1	4
April 25, 2021	32	2	4
May 2, 2021	43	1	9
May 9, 2021	44	3	8
May 16, 2021	49		12
May 23, 2021	26	4	10
May 30, 2021	25	1	12
June 6, 2021	19	1	9
June 13, 2021	25	5	2
June 20, 2021	15		5
June 27, 2021	15		5
July 4, 2021	13	1	4
July 11, 2021	14	1	2
July 18, 2021	11	4	7
July 25, 2021	29	2	5
August 1, 2021	37	7	21
August 8, 2021	55	10	29
August 15, 2021	84	6	66
August 22, 2021	111	17	71
August 29, 2021	135	15	104
September 5, 2021	136	12	90
September 12, 2021	122	11	82
September 19, 2021	125	13	69
September 26, 2021	112	6	54
October 3, 2021	120	11	48
October 10, 2021	94	3	28
October 17, 2021	102	5	46
October 24, 2021	94	4	39
October 31, 2021	73	5	35

T9. Underlying Conditions

Week of DOD	Underlying Cond		
	Yes	No	Unkno..
November 7, 2021	65	2	20
November 14, 2021	62	4	32
November 21, 2021	64	6	27
November 28, 2021	56	4	24
December 5, 2021	48	4	39
December 12, 2021	54	3	18
December 19, 2021	55	1	16
December 26, 2021	57	2	23
January 2, 2022	58	4	28
January 9, 2022	74	4	41
January 16, 2022	106	3	48
January 23, 2022	138	1	59
January 30, 2022	130	2	64
February 6, 2022	132	1	55
February 13, 2022	109		47
February 20, 2022	78	3	55
February 27, 2022	77	1	35
March 6, 2022	47		19
March 13, 2022	40		13
March 20, 2022	22	1	8
March 27, 2022	19		10
April 3, 2022	14		8
April 10, 2022	17		6
April 17, 2022	17		6
April 24, 2022	13	1	10
May 1, 2022	22		8
May 8, 2022	21		12
May 15, 2022	27	1	5
May 22, 2022	18	1	10
May 29, 2022	28		18
June 5, 2022	26		8
June 12, 2022	27		9
June 19, 2022	36		12
June 26, 2022	26		11
July 3, 2022	33		6
July 10, 2022	48		12
July 17, 2022	39		23
July 24, 2022	38		11
July 31, 2022	35		10
August 7, 2022	32		15
August 14, 2022	18		13
August 21, 2022	25		12
August 28, 2022	13		9
September 4, 2022	4		5